





S&P 500 - 3x		Ticker: UPRO		Number of Shares To Buy On 1/2/25						302		Periodic Credit/Debit				\$5,000.00		Optional AA PLUS!		\$1,667.00															
Automated Investing With Discipline.						The Strategy That Adjusts. Automatically.										Initial Account (+/- Cash in/out):		\$50,000.00		Number of Buys:		6													
Total Amount Committed:		\$50,000.00														Force #		\$87.05		Action		Action Shares		Shares		Market Value		Highest Amount Deployed:		\$49,663.73		Number of Sells:		5	
Next BUY At		Next SELL At		Date		Shares		Price		Action		Action Amount		Action Shares		Shares		Market Value		\$26,289.10		\$87.05		Action		\$23,710.90		Total Number of Trades:		11					
																				Deployed		Avg Cost		Override		Cash On Hand		Total Gain \$		Annualized %		+/- Cash			
55 @		\$84.62		42 @		\$131.65		12/31/25				\$115.76		Sell				448		\$51,860.48		\$26,727.34		\$59.66				\$23,272.66		\$25,133.14		50.58%			

S&P 500 - 3x				Ticker: UPRO		Number of Shares To Buy On 1/2/25					302		Periodic Credit/Debit				\$5,000.00		Optional AA PLUS!		\$1,667.00	
Automated Investing With Discipline.				 AUTOMATED ALLOCATIONS		The Strategy That Adjusts. Automatically.					Initial Account (+/- Cash in/out):				\$50,000.00		Number of Buys:				6	
											Highest Amount Deployed:				\$49,663.73		Number of Sells:				5	
Total Amount Committed:				\$50,000.00		Force #	\$87.05		Action	Action	Shares		Market Value	\$26,289.10	\$87.05	Action	\$23,710.90	Total Number of Trades:		11		
Next BUY At		Next SELL At		Date		Shares	Price	Action	Amount	Shares	Shares	Market Value	Deployed	Avg Cost	Override	Cash On Hand	Total Gain \$	Annualized %	+/- Cash			
	55 @	\$84.62	42 @	\$131.65	12/31/25		\$115.76	Sell			448	\$51,860.48	\$26,727.34	\$59.66		\$23,272.66	\$25,133.14					
																			50.58%			

S&P 500 - 1x				Ticker: SPY		Number of Shares To Buy On 1/2/25					86		Periodic Credit/Debit When Positive: Zero					Optional Add When Negative: Zero													
Discipline to Hold.					BUY & HOLD					No Strategy. Just Hold On.					Initial Account (+/- Cash in/out):		\$50,000.00		Number of Buys:												
															Highest Amount Deployed:		\$49,695.10		Number of Sells:												
Total Amount Committed:		\$50,000.00		Force #				Action		Action				Shares		Market Value		Deployed		Avg Cost		Override		Cash On Hand		Total Number of Trades:					
Next BUY At		Next SELL At		Date		Shares		Price		Action		Amount		Shares												Total Gain \$		Annualized %		+/- Cash	
				01/02/25				\$577.85		NEW					86	\$49,695.10		\$49,695.10		\$577.85				\$304.90							
				12/31/25				\$681.92							86	\$58,645.12		\$49,695.10		\$577.85				\$304.90		\$8,950.02					
																										18.01%					

NDX 100 - 3x				Ticker: TQQQ		Number of Shares To Buy On 1/2/25				674		Periodic Credit/Debit				\$5,000.00		Optional AA PLUS!		\$1,667.00													
Automated Investing With Discipline.				 AUTOMATED ALLOCATIONS		The Strategy That Adjusts. Automatically.				Initial Account (+/- Cash in/out):				\$50,000.00		Number of Buys:				6													
										Highest Amount Deployed:				\$49,701.03		Number of Sells:				7													
Total Amount Committed:				\$50,000.00		Force #		\$38.99		\$26,279.26				\$38.99		Action		\$23,720.74		Total Number of Trades:				13									
Next BUY At		Next SELL At		Date		Shares		Price		Action		Action Amount		Action Shares		Shares		Market Value		Deployed		Avg Cost		Override		Cash On Hand		Total Gain \$		Annualized %		+/- Cash	
126 @		\$39.09		97 @		\$60.82		12/31/25		\$52.72		Sell						1,033		\$54,459.76		\$21,468.90		\$20.78		\$28,531.10		\$32,990.86		66.41%			

NDX 100 - 3x				Ticker: TQQQ		Number of Shares To Buy On 1/2/25					674		Periodic Credit/Debit				\$5,000.00		Optional AA PLUS!		\$1,667.00										
Automated Investing With Discipline.				 AUTOMATED ALLOCATIONS		The Strategy That Adjusts. Automatically.					Initial Account (+/- Cash in/out):		\$50,000.00		Number of Buys:		6														
											Highest Amount Deployed:		\$49,701.03		Number of Sells:		7														
Total Amount Committed:				\$50,000.00		Force #		\$38.99		\$26,279.26		\$38.99		Action		\$23,720.74		Total Number of Trades:		13											
Next BUY At		Next SELL At		Date		Shares		Price		Action		Amount		Shares		Market Value		Deployed		Avg Cost		Override		Cash On Hand		Total Gain \$		Annualized %		+/- Cash	
126 @		\$39.09		97 @		\$60.82		12/31/25		\$52.72		Sell				1,033		\$54,459.76		\$21,468.90		\$20.78				\$28,531.10		\$32,990.86		66.41%	

NDX 100 - 1x			Ticker: QQQ	Number of Shares To Buy On 1/2/25					98	Periodic Credit/Debit When Positive: Zero					Optional Add When Negative: Zero																
Discipline to Hold.				BUY & HOLD					No Strategy. Just Hold On.					Initial Account (+/- Cash in/out):		\$50,000.00		Number of Buys:													
														Highest Amount Deployed:		\$49,750.68		Number of Sells:													
Total Amount Committed:			\$50,000.00		Force #	Shares	Price	Action	Action Amount	Action Shares	Shares	Market Value	Deployed	Avg Cost	Action	Override	Cash On Hand	Total Number of Trades:													
Next BUY At		Next SELL At	Date	Total Gain \$														Annualized %	+/- Cash												
						01/02/25		\$507.66		NEW				98	\$49,750.68	\$49,750.68	\$507.66		\$249.32												
						12/31/25		\$614.31						98	\$60,202.38	\$49,750.68	\$507.66		\$249.32		\$10,451.70										