





S&P 500 - 3x		Ticker: UPRO	Number of Shares To Buy On: 10/13/22		54	Periodic Credit/Debit			\$300.00	Optional AA PLUS!		\$100.00				
Automated Investing With Discipline.					 AUTOMATED ALLOCATIONS The Strategy That Adjusts. Automatically.		Initial Account (+/- Cash in/out):			\$3,000.00	Number of Buys:		13			
Total Amount Committed:					\$3,000.00	Force #	\$29.17	Action	Action Shares	Shares	Market Value	Highest Amount Deployed:	\$2,957.50	Number of Sells:		16
Next BUY At	Next SELL At	Date	Shares	Price	Action	Action Amount	Action Shares	Shares	Market Value	Deployed	Avg Cost	Override	Cash On Hand	Total Gain \$	Annualized %	+/- Cash
7 @	\$78.45	5 @	\$122.04	12/31/25	\$115.76	Sell		58	\$6,714.08	\$149.60	\$2.58		\$2,850.40	\$6,564.48		43.32%

S&P 500 - 3x		Ticker: UPRO	Number of Shares To Buy On: 10/13/22		54	Periodic Credit/Debit			\$300.00	Optional AA PLUS!		\$100.00				
Automated Investing With Discipline.					 AUTOMATED ALLOCATIONS The Strategy That Adjusts. Automatically.		Initial Account (+/- Cash in/out):			\$3,000.00	Number of Buys:		13			
Total Amount Committed:					\$3,000.00	Force #	\$29.17	Action	Action Shares	Shares	Market Value	Highest Amount Deployed:	\$2,957.50	Number of Sells:		16
Next BUY At	Next SELL At	Date	Shares	Price	Action	Action Amount	Action Shares	Shares	Market Value	Deployed	Avg Cost	Override	Cash On Hand	Total Gain \$	Annualized %	+/- Cash
7 @	\$78.45	5 @	\$122.04	12/31/25	\$115.76	Sell		58	\$6,714.08	\$149.60	\$2.58		\$2,850.40	\$6,564.48		43.32%

S&P 500 - 3x		Ticker: UPRO	Number of Shares To Buy On: 10/13/22		54	Periodic Credit/Debit			\$300.00	Optional AA PLUS!		\$100.00				
Automated Investing With Discipline.					 AUTOMATED ALLOCATIONS The Strategy That Adjusts. Automatically.		Initial Account (+/- Cash in/out):			\$12,000.00	Number of Buys:		12			
Total Amount Committed:					\$3,000.00	Force #	\$29.17	Action	Action Shares	Shares	Market Value	Highest Amount Deployed:	\$11,087.99	Number of Sells:		15
Next BUY At	Next SELL At	Date	Shares	Price	Action	Action Amount	Action Shares	Shares	Market Value	Deployed	Avg Cost	Override	Cash On Hand	Total Gain \$	Annualized %	+/- Cash
20 @	\$84.52	15 @	\$131.48	12/31/25	\$115.76	Sell		162	\$18,753.12	\$688.51	\$4.25		\$11,311.49	\$18,064.61		45.69%

S&P 500 - 3x		Ticker: UPRO	Number of Shares To Buy On: 10/13/22		108	Periodic Credit/Debit			\$600.00	Optional AA PLUS!		\$200.00				
Automated Investing With Discipline.					 AUTOMATED ALLOCATIONS The Strategy That Adjusts. Automatically.		Initial Account (+/- Cash in/out):			\$26,500.00	Number of Buys:		12			
Total Amount Committed:					\$6,000.00	Force #	\$29.17	Action	Action Shares	Shares	Market Value	Highest Amount Deployed:	\$26,487.61	Number of Sells:		15
Next BUY At	Next SELL At	Date	Shares	Price	Action	Action Amount	Action Shares	Shares	Market Value	Deployed	Avg Cost	Override	Cash On Hand	Total Gain \$	Annualized %	+/- Cash
44 @	\$84.54	34 @	\$131.52	12/31/25	\$115.76	Sell		364	\$42,136.64	\$1,641.69	\$4.51		\$24,858.31	\$40,494.95		47.22%
					ROTH IRA Maximum Contributions by Year											
					2022 - \$6,000											
					2023 - \$6,500											
					2024 - \$7,000											
					2025 - \$7,000											