





S&P 500 - 3x				Ticker: UPRO		Number of Shares To Buy On 3/23/20				2,930		Periodic Credit/Debit				\$5,000.00		Optional AA PLUS!		\$1,667.00			
Automated Investing With Discipline.						AUTOMATED ALLOCATIONS		The Strategy That Adjusts. Automatically.				Initial Account (+/- Cash in/out):		\$50,000.00		Number of Buys:		25					
												Highest Amount Deployed:		\$49,979.94		Number of Sells:		31					
Total Amount Committed:		\$50,000.00		Force #	\$8.98		Action	Action Amount	Action Shares	Shares	Market Value	\$20,564.20		\$8.98		Action		\$29,435.80		Total Number of Trades:		56	
Next BUY At		Next SELL At			Price							Deployed		Avg Cost		Override		Cash On Hand		Total Gain \$		Annualized %	
212 @		\$81.88		12/31/25	\$115.76		Sell			1,732	\$200,496.32	-\$56,539.48		-\$32.64			\$106,539.48		\$257,035.80		36.88%		

S&P 500 - 3x		Ticker: UPRO		Number of Shares To Buy On 3/23/20						2,930		Periodic Credit/Debit				\$5,000.00		Optional AA PLUS!		\$1,667.00													
Automated Investing With Discipline.						AUTOMATED ALLOCATIONS		The Strategy That Adjusts. Automatically.						Initial Account (+/- Cash in/out):		\$53,334.00		Number of Buys:		27													
														Highest Amount Deployed:		\$53,274.49		Number of Sells:		31													
Total Amount Committed:		\$50,000.00		Force #		\$8.98		Action		Action		Shares		\$20,564.20		\$8.98		Action		\$29,435.80		Total Number of Trades:		58									
Next BUY At		Next SELL At		Date		Shares		Price		Action		Action Amount		Action Shares		Shares		Market Value		Deployed		Avg Cost		Override		Cash On Hand		Total Gain \$		Annualized %		+/- Cash	
210 @		\$84.63		162 @ \$131.65		12/31/25		\$115.76		Sell						1,717		\$198,759.92		-\$65,401.24		-\$38.09				\$118,735.24		\$264,161.16		37.06%			

S&P 500 - 1x				Ticker: SPY		Number of Shares To Buy On 3/23/20					243		Periodic Credit/Debit When Positive: Zero					Optional Add When Negative: Zero													
Discipline to Hold.					BUY & HOLD					No Strategy. Just Hold On.					Initial Account (+/- Cash in/out):		\$50,000.00		Number of Buys:												
															Highest Amount Deployed:		\$49,936.50		Number of Sells:												
Total Amount Committed:				\$50,000.00		Force #				Action		Action				Action		Total Number of Trades:													
Next BUY At		Next SELL At		Date		Shares		Price		Action		Amount		Shares		Market Value		Deployed		Avg Cost		Override		Cash On Hand		Total Gain \$		Annualized %		+/- Cash	
				03/23/20				\$205.50		NEW				243		\$49,936.50		\$49,936.50		\$205.50				\$63.50							
				12/31/25				\$681.92						243		\$165,706.56		\$49,936.50		\$205.50				\$63.50		\$115,770.06					
																												23.05%			

NDX 100 - 3x		Ticker: TQQQ		Number of Shares To Buy On 3/23/20						6,177		Periodic Credit/Debit				\$5,000.00		Optional AA PLUS!		\$1,667.00													
Automated Investing With Discipline.						The Strategy That Adjusts. Automatically.						Initial Account (+/- Cash in/out):		\$50,000.00		Number of Buys:				27													
												Highest Amount Deployed:		\$49,996.87		Number of Sells:				33													
Total Amount Committed:		\$50,000.00		Force #		\$4.26		Action		Action		\$26,314.02		\$4.26		Action		\$23,685.98		Total Number of Trades:		60											
Next BUY At		Next SELL At		Date		Shares		Price		Action		Action Amount		Action Shares		Shares		Market Value		Deployed		Avg Cost		Override		Cash On Hand		Total Gain \$		Annualized %		+/- Cash	
				12/31/25				\$52.72		Sell						3,634		\$191,584.48		-\$95,605.04		-\$26.31				\$145,605.04		\$287,189.52					
444 @		\$42.14		343 @		\$65.56																						39.12%					

NDX 100 - 3x				Ticker: TQQQ		Number of Shares To Buy On 3/23/20				6,177		Periodic Credit/Debit				\$5,000.00		Optional AA PLUS!		\$1,667.00													
Automated Investing With Discipline.						The Strategy That Adjusts. Automatically.				Initial Account (+/- Cash in/out):				\$58,335.00		Number of Buys:				33													
										Highest Amount Deployed:				\$58,320.19		Number of Sells:				33													
Total Amount Committed:				\$50,000.00		Force #		\$4.26		Action		Action		\$26,314.02		\$4.26		Action		\$23,685.98		Total Number of Trades:		66									
Next BUY At		Next SELL At		Date		Shares		Price		Action		Action Amount		Action Shares		Shares		Market Value		Deployed		Avg Cost		Override		Cash On Hand		Total Gain \$		Annualized %		+/- Cash	
514 @		\$39.11		397 @		\$60.84		12/31/25		\$52.72		Sell						4,206		\$221,740.32		-\$85,536.14		-\$20.34				\$143,871.14		\$307,276.46		39.76%	

NDX 100 - 1x				Ticker: QQQ		Number of Shares To Buy On 3/23/20					303		Periodic Credit/Debit When Positive: Zero					Optional Add When Negative: Zero			
Discipline to Hold.					BUY & HOLD					No Strategy. Just Hold On.					Initial Account (+/- Cash in/out):		\$50,000.00		Number of Buys:		
															Highest Amount Deployed:		\$49,870.77		Number of Sells:		
Total Amount Committed:				\$50,000.00		Force #	Shares	Price	Action	Action Amount	Action Shares	Shares	Market Value	Deployed	Avg Cost	Override	Cash On Hand	Total Number of Trades:			
Next BUY At		Next SELL At		Date	Total Gain \$													Annualized %	+/- Cash		
				03/23/20	\$164.59		NEW					303	\$49,870.77	\$49,870.77	\$164.59		\$129.23				
				12/31/25	\$614.31							303	\$186,135.93	\$49,870.77	\$164.59		\$129.23	\$136,265.16		25.56%	