





S&P 500 - 3x				Ticker: UPRO		Number of Shares To Buy On 1/2/18					1,157		Periodic Credit/Debit			\$5,000.00		Optional AA PLUS!		\$1,667.00				
Automated Investing With Discipline.				 AUTOMATED ALLOCATIONS		The Strategy That Adjusts. Automatically.					Initial Account (+/- Cash in/out):			\$50,000.00		Number of Buys:			25					
											Highest Amount Deployed:			\$49,996.69		Number of Sells:			25					
Total Amount Committed:				\$50,000.00		Force #	\$22.73	Action	Action Amount	Action Shares	Shares	Market Value	\$26,298.61	\$22.73	Action	\$23,701.39	Total Number of Trades:			50				
Next BUY At		Next SELL At		Date			Shares						Price	Deployed		Avg Cost	Override	Cash On Hand		Total Gain \$	Annualized %	+/- Cash		
227 @		\$81.85		175 @		\$127.34		12/31/25		\$115.76	Sell					1,859	\$215,197.84	-\$65,115.92	-\$35.03		\$115,115.92	\$280,313.76	26.61%	

S&P 500 - 3x				Ticker: UPRO		Number of Shares To Buy On 1/2/18					1,157		Periodic Credit/Debit				\$5,000.00		Optional AA PLUS!		\$1,667.00										
Automated Investing With Discipline.				 AUTOMATED ALLOCATIONS		The Strategy That Adjusts. Automatically.					Initial Account (+/- Cash in/out):				\$61,669.00		Number of Buys:				35										
											Highest Amount Deployed:				\$61,648.45		Number of Sells:				25										
Total Amount Committed:				\$50,000.00		Force #		\$22.73		Action		Action Shares		Shares		Market Value		\$26,298.61		\$22.73		Action		\$23,701.39		Total Number of Trades:		60			
Next BUY At		Next SELL At		Date		Shares		Price										\$26,298.61		\$22.73		Deployed		Avg Cost		Override		Cash On Hand		\$313,573.92	
				12/31/25				\$115.76		Sell						2,098		\$242,864.48		-\$70,709.44		-\$33.70				\$132,378.44		\$313,573.92			
256 @		\$81.88		198 @		\$127.39																				27.10%					

S&P 500 - 1x				Ticker: SPY		Number of Shares To Buy On 1/2/18					210		Periodic Credit/Debit When Positive: Zero					Optional Add When Negative: Zero													
Discipline to Hold.				BUY & HOLD					No Strategy. Just Hold On.					Initial Account (+/- Cash in/out): \$50,000.00			Number of Buys:														
														Highest Amount Deployed: \$49,814.10			Number of Sells:														
Total Amount Committed: \$50,000.00				Force #				Action		Action				Action		Total Number of Trades:															
Next BUY At		Next SELL At		Date		Shares		Price		Action		Amount		Shares		Market Value		Deployed		Avg Cost		Override		Cash On Hand		Total Gain \$		Annualized %		+/- Cash	
				01/02/18				\$237.21		NEW				210		\$49,814.10		\$49,814.10		\$237.21				\$185.90							
				12/31/25				\$681.92						210		\$143,203.20		\$49,814.10		\$237.21				\$185.90		\$93,389.10					
																												14.08%			

NDX 100 - 3x				Ticker: TQQQ		Number of Shares To Buy On 1/2/18					4,537		Periodic Credit/Debit				\$5,000.00		Optional AA PLUS!		\$1,667.00	
Automated Investing With Discipline.				 AUTOMATED ALLOCATIONS		The Strategy That Adjusts. Automatically.					Initial Account (+/- Cash in/out):				\$50,000.00		Number of Buys:				39	
											Highest Amount Deployed:				\$49,999.80		Number of Sells:				40	
Total Amount Committed:				\$50,000.00		Force #	\$5.80	Action	Action Amount	Action Shares	Shares	Market Value	\$26,314.60	\$5.80	Action	\$23,685.40	Total Number of Trades:				79	
Next BUY At		Next SELL At		Date	Shares		Price						Deployed	Avg Cost		Override	Cash On Hand	Total Gain \$	Annualized %	+/- Cash		
				12/31/25		\$52.72	Sell				6,738	\$355,227.36	-\$201,001.38	-\$29.83		\$251,001.38	\$556,228.74		36.59%			
824 @		\$39.11		635 @	\$60.85																	

NDX 100 - 3x				Ticker: TQQQ		Number of Shares To Buy On 1/2/18					4,537		Periodic Credit/Debit			\$5,000.00		Optional AA PLUS!		\$1,667.00	
Automated Investing With Discipline.				 AUTOMATED ALLOCATIONS		The Strategy That Adjusts. Automatically.					Initial Account (+/- Cash in/out):			\$61,669.00		Number of Buys:		49			
											Highest Amount Deployed:			\$61,661.20		Number of Sells:		40			
Total Amount Committed:				\$50,000.00		Force #	\$5.80	Action	Action Amount	Action Shares	Shares	Market Value	\$26,314.60	\$5.80	Action	\$23,685.40	Total Number of Trades:		89		
Next BUY At		Next SELL At		Date		Shares	Price						Deployed	Avg Cost	Override	Cash On Hand		Total Gain \$	Annualized %	+/- Cash	
				12/31/25			\$52.72	Sell			7,489	\$394,820.08	-\$222,961.37	-\$29.77		\$284,630.37		\$617,781.45			
915 @		\$39.11		706 @		\$60.85													37.40%		

NDX 100 - 1x				Ticker: QQQ		Number of Shares To Buy On 1/2/18				332		Periodic Credit/Debit When Positive: Zero				Optional Add When Negative: Zero															
Discipline to Hold.					BUY & HOLD					No Strategy. Just Hold On.					Initial Account (+/- Cash in/out):		\$50,000.00		Number of Buys:												
															Highest Amount Deployed:		\$49,856.44		Number of Sells:												
Total Amount Committed:				\$50,000.00		Force #		Action		Action		Action		Action		Total Number of Trades:															
Next BUY At		Next SELL At		Date		Shares		Price		Action		Amount		Shares		Market Value		Deployed		Avg Cost		Override		Cash On Hand		Total Gain \$		Annualized %		+/- Cash	
				01/02/18				\$150.17		NEW				332		\$49,856.44		\$49,856.44		\$150.17				\$143.56							
				12/31/25				\$614.31						332		\$203,950.92		\$49,856.44		\$150.17				\$143.56		\$154,094.48					
																												19.22%			