





S&P 500 - 3x		Ticker: UPRO		Number of Shares To Buy On 1/2/24						499	Periodic Credit/Debit				\$5,000.00	Optional AA PLUS!		\$1,667.00		
Automated Investing With Discipline.						AUTOMATED ALLOCATIONS		The Strategy That Adjusts. Automatically.						Initial Account (+/- Cash in/out):		\$50,000.00		Number of Buys:		6
														Highest Amount Deployed:		\$45,337.04		Number of Sells:		9
Total Amount Committed:		\$50,000.00		Force #	\$52.70	Action	Action Amount	Action Shares	Shares	Market Value	\$26,297.30	\$52.70	Action	\$23,702.70	Total Number of Trades:		15			
Next BUY At	Next SELL At	Date	Shares		Price						Deployed	Avg Cost		Override	Cash On Hand	Total Gain \$	Annualized %	+/- Cash		
	68 @	\$84.58	53 @	\$131.58	12/31/25		\$115.76	Sell							\$33,445.87	\$48,271.47	40.24%			

S&P 500 - 3x		Ticker: UPRO		Number of Shares To Buy On 1/2/24						499		Periodic Credit/Debit				\$5,000.00		Optional AA PLUS!		\$1,667.00													
Automated Investing With Discipline.						AUTOMATED ALLOCATIONS		The Strategy That Adjusts. Automatically.						Initial Account (+/- Cash in/out):		\$51,667.00		Number of Buys:				7											
														Highest Amount Deployed:		\$47,594.57		Number of Sells:				9											
Total Amount Committed:		\$50,000.00		Force #		\$52.70		Action		Action Amount		Action Shares		Shares		Market Value		\$26,297.30		\$52.70		Action		\$23,702.70		Total Number of Trades:		16					
Next BUY At		Next SELL At		Date		Shares		Price		Action		Action Amount		Action Shares		Shares		Market Value		Deployed		Avg Cost		Override		Cash On Hand		Total Gain \$		Annualized %		+/- Cash	
				12/31/25				\$115.76		Sell						579		\$67,025.04		\$17,481.05		\$30.19				\$34,185.95		\$49,543.99					
71 @		\$84.57		55 @		\$131.57																						40.84%					

S&P 500 - 1x			Ticker: SPY	Number of Shares To Buy On 1/2/24						108	Periodic Credit/Debit When Positive: Zero				Optional Add When Negative: Zero					
Discipline to Hold.				BUY & HOLD						No Strategy. Just Hold On.				Initial Account (+/- Cash in/out):		\$50,000.00		Number of Buys:		
														Highest Amount Deployed:		\$49,815.00		Number of Sells:		
Total Amount Committed:			\$50,000.00	Force #	Shares	Price	Action	Action Amount	Action Shares	Shares	Market Value	Deployed	Avg Cost	Override	Cash On Hand	Total Number of Trades:				
Next BUY At		Next SELL At	Date													Total Gain \$			Annualized %	+/- Cash
					01/02/24	\$461.25	NEW			108	\$49,815.00	\$49,815.00	\$461.25		\$185.00					
					12/31/25	\$681.92				108	\$73,647.36	\$49,815.00	\$461.25		\$185.00	\$23,832.36				
																	21.55%			

NDX 100 - 3x				Ticker: TQQQ		Number of Shares To Buy On 1/2/24					1,117		Periodic Credit/Debit				\$5,000.00		Optional AA PLUS!		\$1,667.00												
Automated Investing With Discipline.						The Strategy That Adjusts. Automatically.					Initial Account (+/- Cash in/out):				\$50,000.00		Number of Buys:				8												
											Highest Amount Deployed:				\$49,984.21		Number of Sells:				11												
											\$26,294.18				\$23.54		Action		\$23,705.82		Total Number of Trades:				19								
Total Amount Committed:		\$50,000.00		Force #		\$23.54		Action		Action Amount		Action Shares		Shares		Market Value		Deployed		Avg Cost		Override		Cash On Hand		Total Gain \$		Annualized %		+/- Cash			
Next BUY At		Next SELL At		Date		Shares		Price		Action		Action Amount		Action Shares		Shares		Market Value		Deployed		Avg Cost		Override		Cash On Hand		Total Gain \$		Annualized %		+/- Cash	
				12/31/25				\$52.72		Sell						1,320		\$69,590.40		\$10,330.89		\$7.83				\$39,669.11		\$59,259.51					
161 @		\$39.10		124 @		\$60.83																								47.88%			

NDX 100 - 3x		Ticker: TQQQ		Number of Shares To Buy On 1/2/24						1,117		Periodic Credit/Debit				\$5,000.00		Optional AA PLUS!		\$1,667.00													
Automated Investing With Discipline.						AUTOMATED ALLOCATIONS		The Strategy That Adjusts. Automatically.						Initial Account (+/- Cash in/out):		\$51,667.00		Number of Buys:				9											
														Highest Amount Deployed:		\$51,650.37		Number of Sells:				11											
Total Amount Committed:		\$50,000.00		Force #		\$23.54		Action		Action Amount		Action Shares		Shares		Market Value		\$26,294.18		\$23.54		Action		\$23,705.82		Total Number of Trades:		20					
Next BUY At		Next SELL At		Date		Shares		Price		Action		Action Amount		Action Shares		Shares		Market Value		Deployed		Avg Cost		Override		Cash On Hand		Total Gain \$		Annualized %		+/- Cash	
				12/31/25				\$52.72		Sell						1,355		\$71,435.60		\$10,938.25		\$8.07				\$40,728.75		\$60,497.35					
166 @		\$39.09		128 @		\$60.82																											

NDX 100 - 1x			Ticker: QQQ	Number of Shares To Buy On 1/2/24					125	Periodic Credit/Debit When Positive: Zero				Optional Add When Negative: Zero						
Discipline to Hold.				BUY & HOLD					No Strategy. Just Hold On.				Initial Account (+/- Cash in/out):		\$50,000.00		Number of Buys:			
													Highest Amount Deployed:		\$49,773.75		Number of Sells:			
Total Amount Committed:			\$50,000.00	Force #	Shares	Price	Action	Action Amount	Action Shares	Shares	Market Value	Deployed	Avg Cost	Action	Override	Cash On Hand	Total Number of Trades:			
Next BUY At	Next SELL At	Date	Total Gain \$														Annualized %	+/- Cash		
			01/02/24			\$398.19	NEW				125	\$49,773.75	\$49,773.75	\$398.19			\$226.25			
			12/31/25			\$614.31					125	\$76,788.75	\$49,773.75	\$398.19			\$226.25	\$27,015.00		
																			24.15%	