




S&P 500 - 3x				Ticker: UPRO		Number of Shares To Buy On 1/4/21				738		Periodic Credit/Debit				\$5,000.00		Optional AA PLUS!		\$1,667.00													
Automated Investing With Discipline.						AUTOMATED ALLOCATIONS		The Strategy That Adjusts. Automatically.				Initial Account (+/- Cash in/out):		\$50,000.00		Number of Buys:		14															
												Highest Amount Deployed:		\$49,996.72		Number of Sells:		14															
Total Amount Committed:				\$50,000.00		Force #		\$35.62		Action		Action		Shares		Market Value		\$26,287.56		\$35.62		Action		\$23,712.44		Total Number of Trades:		28					
Next BUY At		Next SELL At		Date		Shares		Price		Action		Action Amount		Shares		Shares		Market Value		Deployed		Avg Cost		Override		Cash On Hand		Total Gain \$		Annualized %		+/- Cash	
				12/31/25				\$115.76		Sell						954		\$110,435.04		\$11,186.51		\$11.73				\$38,813.49		\$99,248.53					
117 @		\$79.30		90 @		\$123.37																						24.49%					

S&P 500 - 3x		Ticker: UPRO		Number of Shares To Buy On 1/4/21				738		Periodic Credit/Debit				\$5,000.00		Optional AA PLUS!		\$1,667.00																					
Automated Investing With Discipline.				<div><div>AA</div><div>AUTOMATED ALLOCATIONS</div></div>		The Strategy That Adjusts. Automatically.						Initial Account (+/- Cash in/out):				\$60,002.00		Number of Buys:		22																			
Total Amount Committed:												\$50,000.00		Force #				\$35.62		Highest Amount Deployed:				\$59,938.41		Number of Sells:		15											
Next BUY At		Next SELL At										Date		Shares		Price		Action		Action Amount		Action Shares		Shares		Market Value		\$26,287.56		\$35.62		Action		\$23,712.44		Total Number of Trades:		37	
																												Deployed		Avg Cost		Override		Cash On Hand		Total Gain \$		Annualized %	
				12/31/25				\$115.76		Sell						1,133		\$131,156.08		\$11,469.39		\$10.12				\$48,532.61		\$119,686.69											
138 @		\$79.30		107 @		\$123.37																								26.55%									

S&P 500 - 1x			Ticker: SPY	Number of Shares To Buy On 1/4/21						145	Periodic Credit/Debit When Positive: Zero					Optional Add When Negative: Zero					
Discipline to Hold.				BUY & HOLD						No Strategy. Just Hold On.					Initial Account (+/- Cash in/out):		\$50,000.00		Number of Buys:		
															Highest Amount Deployed:			\$49,916.25		Number of Sells:	
Total Amount Committed:			\$50,000.00	Force #	Shares	Price	Action	Action Amount	Action Shares	Shares	Market Value	Deployed	Avg Cost	Override	Cash On Hand	Total Number of Trades:					
Next BUY At	Next SELL At	Date	Total Gain \$													Annualized %	+/- Cash				
			01/04/21			\$344.25	NEW				145	\$49,916.25	\$49,916.25	\$344.25		\$83.75					
			12/31/25			\$681.92					145	\$98,878.40	\$49,916.25	\$344.25		\$83.75	\$48,962.15				
																		14.66%			

NDX 100 - 3x				Ticker: TQQQ		Number of Shares To Buy On 1/4/21					1,265		Periodic Credit/Debit				\$5,000.00		Optional AA PLUS!		\$1,667.00	
Automated Investing With Discipline.				 AUTOMATED ALLOCATIONS		The Strategy That Adjusts. Automatically.					Initial Account (+/- Cash in/out):				\$50,000.00		Number of Buys:				14	
											Highest Amount Deployed:				\$49,999.91		Number of Sells:				14	
Total Amount Committed:		\$50,000.00		Force #	\$20.79	Action	Action Amount	Action Shares	Shares	Market Value	\$26,299.35	\$20.79	Action	\$23,700.65	Total Number of Trades:		28					
Next BUY At		Next SELL At		Date	Shares						Price	Deployed	Avg Cost	Override	Cash On Hand	Total Gain \$	Annualized %	+/- Cash				
221 @	\$39.10	170 @	\$60.83	12/31/25		\$52.72	Sell				1,805	\$95,159.60	\$14,381.33	\$7.97		\$35,618.67	\$80,778.27	21.24%				

NDX 100 - 3x				Ticker: TQQQ		Number of Shares To Buy On 1/4/21				1,265		Periodic Credit/Debit				\$5,000.00		Optional AA PLUS!		\$1,667.00									
Automated Investing With Discipline.				 AUTOMATED ALLOCATIONS		The Strategy That Adjusts. Automatically.				Initial Account (+/- Cash in/out):				\$61,669.00		Number of Buys:				22									
										Highest Amount Deployed:				\$61,665.62		Number of Sells:				16									
Total Amount Committed:		\$50,000.00		Force #		\$20.79		Action		Action Amount		Action Shares		Shares		Market Value		\$26,299.35		\$20.79		Action		\$23,700.65		Total Number of Trades:		38	
Next BUY At		Next SELL At		Date		Shares												Price		Deployed		Avg Cost		Override		Cash On Hand		Total Gain \$	
					12/31/25		\$52.72		Sell						2,139	\$112,768.08		-\$2,206.68		-\$1.03				\$63,875.68	\$114,974.76				
261 @	\$42.14	202 @	\$65.57																								25.51%		

NDX 100 - 1x				Ticker: QQQ		Number of Shares To Buy On 1/4/21					166		Periodic Credit/Debit When Positive: Zero					Optional Add When Negative: Zero													
Discipline to Hold.					BUY & HOLD					No Strategy. Just Hold On.					Initial Account (+/- Cash in/out):		\$50,000.00		Number of Buys:												
															Highest Amount Deployed:		\$49,826.56		Number of Sells:												
Total Amount Committed:				\$50,000.00		Force #				Action		Action				Action		Total Number of Trades:													
Next BUY At		Next SELL At		Date		Shares		Price		Action		Amount		Shares		Market Value		Deployed		Avg Cost		Override		Cash On Hand		Total Gain \$		Annualized %		+/- Cash	
				01/04/21				\$300.16		NEW				166		\$49,826.56		\$49,826.56		\$300.16				\$173.44							
				12/31/25				\$614.31						166		\$101,975.46		\$49,826.56		\$300.16				\$173.44		\$52,148.90					
																												15.39%			