




NDX 100 - 3x		Ticker: TQQQ		Number of Shares To Buy On: 1/2/15		1,507		Periodic Credit/Debit		\$550.00		Optional AA PLUS!		\$184.00		
Automated Investing With Discipline.				 AUTOMATED ALLOCATIONS		The Strategy That Adjusts. Automatically.				Initial Account (+/- Cash in/out):		\$66,500.00		Number of Buys: 63		
Total Amount Committed:				\$5,500.00		Force #		\$1.92		Action		\$2,606.56		Total Number of Trades: 120		
Next BUY At	Next SELL At	Date	Shares	Price	Action	Action Amount	Action Shares	Shares	Market Value	Deployed	Avg Cost	Override	Cash On Hand	Total Gain \$	Annualized %	+/- Cash
		01/02/15		\$1.92	NEW			1,507	\$2,893.44	\$2,893.44	\$1.92		\$2,606.56			
		01/05/15		\$1.84	Buy			1,507	\$2,772.88	\$2,893.44	\$1.92		\$2,606.56	-\$120.56		
		01/06/15		\$1.76	Buy			1,507	\$2,652.32	\$2,893.44	\$1.92		\$2,606.56	-\$241.12		
		01/07/15		\$1.83	Buy			1,507	\$2,757.81	\$2,893.44	\$1.92		\$2,606.56	-\$135.63		
		01/08/15		\$1.94	Sell			1,507	\$2,923.58	\$2,893.44	\$1.92		\$2,606.56	\$30.14		
		01/09/15		\$1.90	Buy			1,507	\$2,863.30	\$2,893.44	\$1.92		\$2,606.56	-\$30.14		
		01/12/15		\$1.84	Buy			1,507	\$2,772.88	\$2,893.44	\$1.92		\$2,606.56	-\$120.56		
		01/13/15		\$1.84	Buy			1,507	\$2,772.88	\$2,893.44	\$1.92		\$2,606.56	-\$120.56		
		01/14/15		\$1.81	Buy			1,507	\$2,727.67	\$2,893.44	\$1.92		\$2,606.56	-\$165.77		
		01/15/15		\$1.74	Buy			1,507	\$2,622.18	\$2,893.44	\$1.92		\$2,606.56	-\$271.26		
		01/16/15		\$1.80	Buy			1,507	\$2,712.60	\$2,893.44	\$1.92		\$2,606.56	-\$180.84		
		01/20/15		\$1.84	Buy			1,507	\$2,772.88	\$2,893.44	\$1.92		\$2,606.56	-\$120.56		
		01/21/15		\$1.87	Buy			1,507	\$2,818.09	\$2,893.44	\$1.92		\$2,606.56	-\$75.35		
		01/22/15		\$1.97	Sell			1,507	\$2,968.79	\$2,893.44	\$1.92		\$2,606.56	\$75.35		
		01/23/15		\$1.98	Sell			1,507	\$2,983.86	\$2,893.44	\$1.92		\$2,606.56	\$90.42		
		01/26/15		\$1.98	Sell			1,507	\$2,983.86	\$2,893.44	\$1.92		\$2,606.56	\$90.42		
		01/27/15		\$1.83	Buy			1,507	\$2,757.81	\$2,893.44	\$1.92		\$2,606.56	-\$135.63		
		01/28/15		\$1.79	Buy			1,507	\$2,697.53	\$2,893.44	\$1.92		\$2,606.56	-\$195.91		
		01/29/15		\$1.85	Buy			1,507	\$2,787.95	\$2,893.44	\$1.92		\$2,606.56	-\$105.49		
		01/30/15		\$1.80	Buy			1,507	\$2,712.60	\$2,893.44	\$1.92		\$2,606.56	-\$180.84		
		02/02/15		\$1.85	Buy			1,507	\$2,787.95	\$2,893.44	\$1.92		\$2,606.56	-\$105.49		
		02/03/15		\$1.90	Buy			1,507	\$2,863.30	\$2,893.44	\$1.92		\$2,606.56	-\$30.14		
		02/04/15		\$1.90	Buy			1,507	\$2,863.30	\$2,893.44	\$1.92		\$2,606.56	-\$30.14		
		02/05/15		\$1.95	Sell			1,507	\$2,938.65	\$2,893.44	\$1.92		\$2,606.56	\$45.21		
		02/06/15		\$1.91	Buy			1,507	\$2,878.37	\$2,893.44	\$1.92		\$2,606.56	-\$15.07		
		02/09/15		\$1.89	Buy			1,507	\$2,848.23	\$2,893.44	\$1.92		\$2,606.56	-\$45.21		
		02/10/15		\$1.98	Sell			1,507	\$2,983.86	\$2,893.44	\$1.92		\$2,606.56	\$90.42		
		02/11/15		\$2.00	Sell			1,507	\$3,014.00	\$2,893.44	\$1.92		\$2,606.56	\$120.56		
		02/12/15		\$2.07	Sell			1,507	\$3,119.49	\$2,893.44	\$1.92		\$2,606.56	\$226.05		

NDX 100 - 3x		Ticker: TQQQ		Number of Shares To Buy On: 1/2/15		1,507		Periodic Credit/Debit		\$550.00		Optional AA PLUS!		\$184.00		
Automated Investing With Discipline.				 AUTOMATED ALLOCATIONS		The Strategy That Adjusts. Automatically.				Initial Account (+/- Cash in/out):		\$66,500.00		Number of Buys: 63		
Total Amount Committed:				\$5,500.00		Force #		\$1.92		Action		\$2,606.56		Total Number of Trades: 120		
Next BUY At	Next SELL At	Date	Shares	Price	Action	Action Amount	Action Shares	Shares	Market Value	Deployed	Avg Cost	Override	Cash On Hand	Total Gain \$	Annualized %	+/- Cash
		02/13/15		\$2.13	Sell			1,507	\$3,209.91	\$2,893.44	\$1.92		\$2,606.56	\$316.47		
		02/17/15		\$2.13	Sell			1,507	\$3,209.91	\$2,893.44	\$1.92		\$2,606.56	\$316.47		
		02/18/15		\$2.14	Sell			1,507	\$3,224.98	\$2,893.44	\$1.92		\$2,606.56	\$331.54		
		02/19/15		\$2.17	Sell			1,507	\$3,270.19	\$2,893.44	\$1.92		\$2,606.56	\$376.75		
		02/20/15		\$2.21	Sell			1,507	\$3,330.47	\$2,893.44	\$1.92		\$2,606.56	\$437.03		
		02/23/15		\$2.22	Sell			1,507	\$3,345.54	\$2,893.44	\$1.92		\$2,606.56	\$452.10		
		02/24/15		\$2.23	Sell			1,507	\$3,360.61	\$2,893.44	\$1.92		\$2,606.56	\$467.17		
		02/25/15		\$2.21	Sell			1,507	\$3,330.47	\$2,893.44	\$1.92		\$2,606.56	\$437.03		
		02/26/15		\$2.24	Sell			1,507	\$3,375.68	\$2,893.44	\$1.92		\$2,606.56	\$482.24		
		02/27/15		\$2.21	Sell			1,507	\$3,330.47	\$2,893.44	\$1.92		\$2,606.56	\$437.03		
		03/02/15		\$2.27	Sell			1,507	\$3,420.89	\$2,893.44	\$1.92		\$2,606.56	\$527.45		
		03/03/15		\$2.24	Sell			1,507	\$3,375.68	\$2,893.44	\$1.92		\$2,606.56	\$482.24		
		03/04/15		\$2.22	Sell			1,507	\$3,345.54	\$2,893.44	\$1.92		\$2,606.56	\$452.10		
		03/05/15		\$2.23	Sell			1,507	\$3,360.61	\$2,893.44	\$1.92		\$2,606.56	\$467.17		
		03/06/15		\$2.15	Sell			1,507	\$3,240.05	\$2,893.44	\$1.92		\$2,606.56	\$346.61		
		03/09/15		\$2.17	Sell			1,507	\$3,270.19	\$2,893.44	\$1.92		\$2,606.56	\$376.75		
		03/10/15		\$2.05	Sell			1,507	\$3,089.35	\$2,893.44	\$1.92		\$2,606.56	\$195.91		
		03/11/15		\$2.01	Sell			1,507	\$3,029.07	\$2,893.44	\$1.92		\$2,606.56	\$135.63		
		03/12/15		\$2.05	Sell			1,507	\$3,089.35	\$2,893.44	\$1.92		\$2,606.56	\$195.91		
		03/13/15		\$2.03	Sell			1,507	\$3,059.21	\$2,893.44	\$1.92		\$2,606.56	\$165.77		
		03/16/15		\$2.10	Sell			1,507	\$3,164.70	\$2,893.44	\$1.92		\$2,606.56	\$271.26		
		03/17/15		\$2.12	Sell			1,507	\$3,194.84	\$2,893.44	\$1.92		\$2,606.56	\$301.40		
		03/18/15		\$2.18	Sell			1,507	\$3,285.26	\$2,893.44	\$1.92		\$2,606.56	\$391.82		
		03/19/15		\$2.19	Sell			1,507	\$3,300.33	\$2,893.44	\$1.92		\$2,606.56	\$406.89		
		03/20/15		\$2.23	Sell			1,507	\$3,360.61	\$2,893.44	\$1.92		\$2,606.56	\$467.17		
		03/23/15		\$2.21	Sell			1,507	\$3,330.47	\$2,893.44	\$1.92		\$2,606.56	\$437.03		
		03/24/15		\$2.19	Sell			1,507	\$3,300.33	\$2,893.44	\$1.92		\$2,606.56	\$406.89		
		03/25/15		\$2.04	Sell			1,507	\$3,074.28	\$2,893.44	\$1.92		\$2,606.56	\$180.84		
		03/26/15		\$2.02	Sell			1,507	\$3,044.14	\$2,893.44	\$1.92		\$2,606.56	\$150.70		

NDX 100 - 3x		Ticker: TQQQ		Number of Shares To Buy On: 1/2/15		1,507		Periodic Credit/Debit		\$550.00		Optional AA PLUS!		\$184.00		
Automated Investing With Discipline.				AA AUTOMATED ALLOCATIONS		The Strategy That Adjusts. Automatically.				Initial Account (+/- Cash in/out):		\$66,500.00		Number of Buys: 63		
Total Amount Committed:				\$5,500.00		Force #		\$1.92		Action		\$2,606.56		Total Number of Trades: 120		
Next BUY At	Next SELL At	Date	Shares	Price	Action	Action Amount	Action Shares	Shares	Market Value	Deployed	Avg Cost	Override	Cash On Hand	Total Gain \$	Annualized %	+/- Cash
		03/27/15		\$2.04	Sell			1,507	\$3,074.28	\$2,893.44	\$1.92		\$2,606.56	\$180.84		
		03/30/15		\$2.11	Sell			1,507	\$3,179.77	\$2,893.44	\$1.92		\$2,606.56	\$286.33		
		03/31/15		\$2.05	Sell			1,507	\$3,089.35	\$2,893.44	\$1.92		\$2,606.56	\$195.91		
		04/01/15		\$2.01	Sell			1,507	\$3,029.07	\$2,893.44	\$1.92		\$2,606.56	\$135.63		
		04/02/15		\$2.02	Sell			1,507	\$3,044.14	\$2,893.44	\$1.92		\$2,606.56	\$150.70		
		04/06/15		\$2.07	Sell			1,507	\$3,119.49	\$2,893.44	\$1.92		\$2,606.56	\$226.05		
		04/07/15		\$2.06	Sell			1,507	\$3,104.42	\$2,893.44	\$1.92		\$2,606.56	\$210.98		
		04/08/15		\$2.11	Sell			1,507	\$3,179.77	\$2,893.44	\$1.92		\$2,606.56	\$286.33		
		04/09/15		\$2.15	Sell			1,507	\$3,240.05	\$2,893.44	\$1.92		\$2,606.56	\$346.61		
		04/10/15		\$2.17	Sell			1,507	\$3,270.19	\$2,893.44	\$1.92		\$2,606.56	\$376.75		
		04/13/15		\$2.15	Sell			1,507	\$3,240.05	\$2,893.44	\$1.92		\$2,606.56	\$346.61		
		04/14/15		\$2.14	Sell			1,507	\$3,224.98	\$2,893.44	\$1.92		\$2,606.56	\$331.54		
		04/15/15		\$2.17	Sell			1,507	\$3,270.19	\$2,893.44	\$1.92		\$2,606.56	\$376.75		
		04/16/15		\$2.17	Sell			1,507	\$3,270.19	\$2,893.44	\$1.92		\$2,606.56	\$376.75		
		04/17/15		\$2.07	Sell			1,507	\$3,119.49	\$2,893.44	\$1.92		\$2,606.56	\$226.05		
		04/20/15		\$2.16	Sell			1,507	\$3,255.12	\$2,893.44	\$1.92		\$2,606.56	\$361.68		
		04/21/15		\$2.18	Sell			1,507	\$3,285.26	\$2,893.44	\$1.92		\$2,606.56	\$391.82		
		04/22/15		\$2.22	Sell			1,507	\$3,345.54	\$2,893.44	\$1.92		\$2,606.56	\$452.10		
		04/23/15		\$2.25	Sell			1,507	\$3,390.75	\$2,893.44	\$1.92		\$2,606.56	\$497.31		
		04/24/15		\$2.33	Sell			1,507	\$3,511.31	\$2,893.44	\$1.92		\$2,606.56	\$617.87		
		04/27/15		\$2.32	Sell			1,507	\$3,496.24	\$2,893.44	\$1.92		\$2,606.56	\$602.80		
		04/28/15		\$2.30	Sell			1,507	\$3,466.10	\$2,893.44	\$1.92		\$2,606.56	\$572.66		
		04/29/15		\$2.26	Sell			1,507	\$3,405.82	\$2,893.44	\$1.92		\$2,606.56	\$512.38		
		04/30/15		\$2.15	Sell			1,507	\$3,240.05	\$2,893.44	\$1.92		\$2,606.56	\$346.61		
		05/01/15	334	\$2.24	Buy	\$748.16	334	1,841	\$4,123.84	\$3,641.60	\$1.98		\$2,408.40	\$482.24		\$550.00
		05/04/15		\$2.25	Sell			1,841	\$4,142.25	\$3,641.60	\$1.98		\$1,858.40	\$500.65		-\$550.00
		05/05/15		\$2.14	Sell			1,841	\$3,939.74	\$3,641.60	\$1.98		\$1,858.40	\$298.14		
		05/06/15		\$2.10	Sell			1,841	\$3,866.10	\$3,641.60	\$1.98		\$1,858.40	\$224.50		
		05/07/15		\$2.13	Sell			1,841	\$3,921.33	\$3,641.60	\$1.98		\$1,858.40	\$279.73		

Rule #2  
Periodic Credit/Debit


NDX 100 - 3x		Ticker: TQQQ		Number of Shares To Buy On: 1/2/15		1,507		Periodic Credit/Debit		\$550.00		Optional AA PLUS!		\$184.00		
Automated Investing With Discipline.				 AUTOMATED ALLOCATIONS		The Strategy That Adjusts. Automatically.				Initial Account (+/- Cash in/out):		\$66,500.00		Number of Buys: 63		
										Highest Amount Deployed:		\$52,493.78		Number of Sells: 57		
Total Amount Committed:		\$5,500.00		Force #	\$1.92	Action	Action	Action	Action	\$2,893.44	\$1.92	Action	\$2,606.56	Total Number of Trades: 120		
Next BUY At	Next SELL At	Date	Shares	Price	Action	Amount	Shares	Shares	Market Value	Deployed	Avg Cost	Override	Cash On Hand	Total Gain \$	Annualized %	+/- Cash
		05/08/15		\$2.21	Sell			1,841	\$4,068.61	\$3,641.60	\$1.98		\$1,858.40	\$427.01		
		05/11/15		\$2.19	Sell			1,841	\$4,031.79	\$3,641.60	\$1.98		\$1,858.40	\$390.19		
		05/12/15		\$2.16	Sell			1,841	\$3,976.56	\$3,641.60	\$1.98		\$1,858.40	\$334.96		
		05/13/15		\$2.17	Sell			1,841	\$3,994.97	\$3,641.60	\$1.98		\$1,858.40	\$353.37		
		05/14/15		\$2.27	Sell			1,841	\$4,179.07	\$3,641.60	\$1.98		\$1,858.40	\$537.47		
		05/15/15		\$2.27	Sell			1,841	\$4,179.07	\$3,641.60	\$1.98		\$1,858.40	\$537.47		
		05/18/15		\$2.29	Sell			1,841	\$4,215.89	\$3,641.60	\$1.98		\$1,858.40	\$574.29		
		05/19/15		\$2.29	Sell			1,841	\$4,215.89	\$3,641.60	\$1.98		\$1,858.40	\$574.29		
		05/20/15		\$2.29	Sell			1,841	\$4,215.89	\$3,641.60	\$1.98		\$1,858.40	\$574.29		
		05/21/15		\$2.33	Sell			1,841	\$4,289.53	\$3,641.60	\$1.98		\$1,858.40	\$647.93		
		05/22/15		\$2.32	Sell			1,841	\$4,271.12	\$3,641.60	\$1.98		\$1,858.40	\$629.52		
		05/26/15		\$2.24	Sell			1,841	\$4,123.84	\$3,641.60	\$1.98		\$1,858.40	\$482.24		
		05/27/15		\$2.35	Sell			1,841	\$4,326.35	\$3,641.60	\$1.98		\$1,858.40	\$684.75		
		05/28/15		\$2.33	Sell			1,841	\$4,289.53	\$3,641.60	\$1.98		\$1,858.40	\$647.93		
		05/29/15		\$2.29	Sell			1,841	\$4,215.89	\$3,641.60	\$1.98		\$1,858.40	\$574.29		
		06/01/15		\$2.31	Sell			1,841	\$4,252.71	\$3,641.60	\$1.98		\$1,858.40	\$611.11		
		06/02/15		\$2.29	Sell			1,841	\$4,215.89	\$3,641.60	\$1.98		\$1,858.40	\$574.29		
		06/03/15		\$2.31	Sell			1,841	\$4,252.71	\$3,641.60	\$1.98		\$1,858.40	\$611.11		
		06/04/15		\$2.26	Sell			1,841	\$4,160.66	\$3,641.60	\$1.98		\$1,858.40	\$519.06		
		06/05/15		\$2.24	Sell			1,841	\$4,123.84	\$3,641.60	\$1.98		\$1,858.40	\$482.24		
		06/08/15		\$2.17	Sell			1,841	\$3,994.97	\$3,641.60	\$1.98		\$1,858.40	\$353.37		
		06/09/15		\$2.16	Sell			1,841	\$3,976.56	\$3,641.60	\$1.98		\$1,858.40	\$334.96		
		06/10/15		\$2.25	Sell			1,841	\$4,142.25	\$3,641.60	\$1.98		\$1,858.40	\$500.65		
		06/11/15		\$2.26	Sell			1,841	\$4,160.66	\$3,641.60	\$1.98		\$1,858.40	\$519.06		
		06/12/15		\$2.20	Sell			1,841	\$4,050.20	\$3,641.60	\$1.98		\$1,858.40	\$408.60		
		06/15/15		\$2.17	Sell			1,841	\$3,994.97	\$3,641.60	\$1.98		\$1,858.40	\$353.37		
		06/16/15		\$2.21	Sell			1,841	\$4,068.61	\$3,641.60	\$1.98		\$1,858.40	\$427.01		
		06/17/15		\$2.23	Sell			1,841	\$4,105.43	\$3,641.60	\$1.98		\$1,858.40	\$463.83		
		06/18/15		\$2.32	Sell			1,841	\$4,271.12	\$3,641.60	\$1.98		\$1,858.40	\$629.52		

NDX 100 - 3x		Ticker: TQQQ		Number of Shares To Buy On: 1/2/15		1,507		Periodic Credit/Debit		\$550.00		Optional AA PLUS!		\$184.00			
Automated Investing With Discipline.				 <b>AUTOMATED ALLOCATIONS</b>		The Strategy That Adjusts. Automatically.				Initial Account (+/- Cash in/out):		\$66,500.00		Number of Buys:		63	
										Highest Amount Deployed:		\$52,493.78		Number of Sells:		57	
Total Amount Committed:		\$5,500.00		Force #	\$1.92	Action	Action	Action	Action	\$2,893.44	\$1.92	Action	\$2,606.56	Total Number of Trades:		120	
Next BUY At	Next SELL At	Date	Shares	Price	Action	Amount	Shares	Shares	Market Value	Deployed	Avg Cost	Override	Cash On Hand	Total Gain \$	Annualized %	+/- Cash	
		06/19/15		\$2.28	Sell			1,841	\$4,197.48	\$3,641.60	\$1.98		\$1,858.40	\$555.88			
		06/22/15		\$2.34	Sell			1,841	\$4,307.94	\$3,641.60	\$1.98		\$1,858.40	\$666.34			
		06/23/15		\$2.35	Sell			1,841	\$4,326.35	\$3,641.60	\$1.98		\$1,858.40	\$684.75			
		06/24/15		\$2.31	Sell			1,841	\$4,252.71	\$3,641.60	\$1.98		\$1,858.40	\$611.11			
		06/25/15		\$2.29	Sell			1,841	\$4,215.89	\$3,641.60	\$1.98		\$1,858.40	\$574.29			
		06/26/15		\$2.25	Sell			1,841	\$4,142.25	\$3,641.60	\$1.98		\$1,858.40	\$500.65			
		06/29/15		\$2.09	Sell			1,841	\$3,847.69	\$3,641.60	\$1.98		\$1,858.40	\$206.09			
		06/30/15		\$2.12	Sell			1,841	\$3,902.92	\$3,641.60	\$1.98		\$1,858.40	\$261.32			
		07/01/15		\$2.16	Sell			1,841	\$3,976.56	\$3,641.60	\$1.98		\$1,858.40	\$334.96			
		07/02/15		\$2.17	Sell			1,841	\$3,994.97	\$3,641.60	\$1.98		\$1,858.40	\$353.37			
		07/06/15		\$2.15	Sell			1,841	\$3,958.15	\$3,641.60	\$1.98		\$1,858.40	\$316.55			
		07/07/15		\$2.16	Sell			1,841	\$3,976.56	\$3,641.60	\$1.98		\$1,858.40	\$334.96			
		07/08/15		\$2.05	Sell			1,841	\$3,774.05	\$3,641.60	\$1.98		\$1,858.40	\$132.45			
		07/09/15		\$2.05	Sell			1,841	\$3,774.05	\$3,641.60	\$1.98		\$1,858.40	\$132.45			
		07/10/15		\$2.14	Sell			1,841	\$3,939.74	\$3,641.60	\$1.98		\$1,858.40	\$298.14			
		07/13/15		\$2.25	Sell			1,841	\$4,142.25	\$3,641.60	\$1.98		\$1,858.40	\$500.65			
		07/14/15		\$2.30	Sell			1,841	\$4,234.30	\$3,641.60	\$1.98		\$1,858.40	\$592.70			
		07/15/15		\$2.31	Sell			1,841	\$4,252.71	\$3,641.60	\$1.98		\$1,858.40	\$611.11			
		07/16/15		\$2.40	Sell			1,841	\$4,418.40	\$3,641.60	\$1.98		\$1,858.40	\$776.80			
		07/17/15		\$2.51	Sell	\$522.08	208	1,633	\$4,098.83	\$3,119.52	\$1.91		\$2,380.48	\$979.31			
		07/20/15		\$2.53	Sell			1,633	\$4,131.49	\$3,119.52	\$1.91		\$2,380.48	\$1,011.97			
		07/21/15		\$2.53	Sell			1,633	\$4,131.49	\$3,119.52	\$1.91		\$2,380.48	\$1,011.97			
		07/22/15		\$2.44	Sell			1,633	\$3,984.52	\$3,119.52	\$1.91		\$2,380.48	\$865.00			
		07/23/15		\$2.42	Sell			1,633	\$3,951.86	\$3,119.52	\$1.91		\$2,380.48	\$832.34			
		07/24/15		\$2.35	Sell			1,633	\$3,837.55	\$3,119.52	\$1.91		\$2,380.48	\$718.03			
		07/27/15		\$2.29	Sell			1,633	\$3,739.57	\$3,119.52	\$1.91		\$2,380.48	\$620.05			
		07/28/15		\$2.35	Sell			1,633	\$3,837.55	\$3,119.52	\$1.91		\$2,380.48	\$718.03			
		07/29/15		\$2.37	Sell			1,633	\$3,870.21	\$3,119.52	\$1.91		\$2,380.48	\$750.69			
		07/30/15		\$2.41	Sell			1,633	\$3,935.53	\$3,119.52	\$1.91		\$2,380.48	\$816.01			

NDX 100 - 3x		Ticker: TQQQ		Number of Shares To Buy On: 1/2/15		1,507		Periodic Credit/Debit		\$550.00		Optional AA PLUS!		\$184.00																			
Automated Investing With Discipline.				AA AUTOMATED ALLOCATIONS		The Strategy That Adjusts. Automatically.						Initial Account (+/- Cash in/out):		\$66,500.00		Number of Buys:		63															
Total Amount Committed:				\$5,500.00		Force #		\$1.92		Action		\$2,606.56		Total Number of Trades:		120																	
Next BUY At		Next SELL At		Date		Shares		Price		Action		Amount		Shares		Shares		Market Value		\$2,893.44		\$1.92		Action		\$2,606.56		Total Gain \$		Annualized %		+/- Cash	
Deployed		Avg Cost		Override		Cash On Hand		Total Gain \$		Annualized %		+/- Cash																					
				07/31/15				\$2.40	Sell					1,633		\$3,919.20	\$3,119.52	\$1.91		\$2,380.48	\$799.68												
				08/03/15				\$2.38	Sell					1,633		\$3,886.54	\$3,119.52	\$1.91		\$2,380.48	\$767.02												
				08/04/15				\$2.36	Sell					1,633		\$3,853.88	\$3,119.52	\$1.91		\$2,380.48	\$734.36												
				08/05/15				\$2.42	Sell					1,633		\$3,951.86	\$3,119.52	\$1.91		\$2,380.48	\$832.34												
				08/06/15				\$2.30	Sell					1,633		\$3,755.90	\$3,119.52	\$1.91		\$2,380.48	\$636.38												
				08/07/15				\$2.29	Sell					1,633		\$3,739.57	\$3,119.52	\$1.91		\$2,380.48	\$620.05												
				08/10/15				\$2.37	Sell					1,633		\$3,870.21	\$3,119.52	\$1.91		\$2,380.48	\$750.69												
				08/11/15				\$2.28	Sell					1,633		\$3,723.24	\$3,119.52	\$1.91		\$2,380.48	\$603.72												
				08/12/15				\$2.30	Sell					1,633		\$3,755.90	\$3,119.52	\$1.91		\$2,380.48	\$636.38												
				08/13/15				\$2.29	Sell					1,633		\$3,739.57	\$3,119.52	\$1.91		\$2,380.48	\$620.05												
				08/14/15				\$2.30	Sell					1,633		\$3,755.90	\$3,119.52	\$1.91		\$2,380.48	\$636.38												
				08/17/15				\$2.36	Sell					1,633		\$3,853.88	\$3,119.52	\$1.91		\$2,380.48	\$734.36												
				08/18/15				\$2.32	Sell					1,633		\$3,788.56	\$3,119.52	\$1.91		\$2,380.48	\$669.04												
				08/19/15				\$2.28	Sell					1,633		\$3,723.24	\$3,119.52	\$1.91		\$2,380.48	\$603.72												
				08/20/15				\$2.09	Buy					1,633		\$3,412.97	\$3,119.52	\$1.91		\$2,380.48	\$293.45												
				08/21/15				\$1.83	Buy					1,633		\$2,988.39	\$3,119.52	\$1.91		\$2,380.48	-\$131.13												
				08/24/15				\$1.61	Buy	\$650.44	404	2,037	\$3,279.57	\$3,769.96	\$1.85	\$1,730.04	-\$490.39			\$1,730.04	-\$531.13												
				08/25/15				\$1.59	Buy			2,037	\$3,238.83	\$3,769.96	\$1.85	\$1,730.04	-\$62.62			\$1,730.04	-\$62.62												
				08/26/15				\$1.82	Buy			2,037	\$3,707.34	\$3,769.96	\$1.85	\$1,730.04	-\$62.62			\$1,730.04	-\$62.62												
				08/27/15				\$1.96	Sell			2,037	\$3,992.52	\$3,769.96	\$1.85	\$1,730.04	\$222.56			\$1,730.04	\$222.56												
				08/28/15				\$1.96	Sell			2,037	\$3,992.52	\$3,769.96	\$1.85	\$1,730.04	\$222.56			\$1,730.04	\$222.56												
				08/31/15				\$1.89	Buy			2,037	\$3,849.93	\$3,769.96	\$1.85	\$1,730.04	\$79.97			\$1,730.04	\$79.97												
				09/01/15		243		\$1.72	Buy	\$417.96	243	2,280	\$3,921.60	\$4,187.92	\$1.84	\$1,862.08	-\$266.32			\$1,862.08	-\$266.32											\$550.00	
				09/02/15				\$1.86	Sell			2,280	\$4,240.80	\$4,187.92	\$1.84	\$1,312.08	\$52.88			\$1,312.08	\$52.88												-\$550.00
				09/03/15				\$1.83	Buy			2,280	\$4,172.40	\$4,187.92	\$1.84	\$1,312.08	-\$15.52			\$1,312.08	-\$15.52												
				09/04/15				\$1.77	Buy			2,280	\$4,035.60	\$4,187.92	\$1.84	\$1,312.08	-\$152.32			\$1,312.08	-\$152.32												
				09/08/15				\$1.91	Sell			2,280	\$4,354.80	\$4,187.92	\$1.84	\$1,312.08	\$166.88			\$1,312.08	\$166.88												
				09/09/15				\$1.85	Buy			2,280	\$4,218.00	\$4,187.92	\$1.84	\$1,312.08	\$30.08			\$1,312.08	\$30.08												
				09/10/15				\$1.91	Sell			2,280	\$4,354.80	\$4,187.92	\$1.84	\$1,312.08	\$166.88			\$1,312.08	\$166.88												

Rule #2  
Periodic Credit/Debit




NDX 100 - 3x		Ticker: TQQQ		Number of Shares To Buy On: 1/2/15		1,507		Periodic Credit/Debit		\$550.00		Optional AA PLUS!		\$184.00		
Automated Investing With Discipline.				 AUTOMATED ALLOCATIONS		The Strategy That Adjusts. Automatically.				Initial Account (+/- Cash in/out):		\$66,500.00		Number of Buys: 63		
										Highest Amount Deployed:		\$52,493.78		Number of Sells: 57		
Total Amount Committed:		\$5,500.00		Force #	\$1.92	Action	Action	Action	Action	\$2,893.44	\$1.92	Action	\$2,606.56	Total Number of Trades: 120		
Next BUY At	Next SELL At	Date	Shares	Price	Action	Amount	Shares	Shares	Market Value	Deployed	Avg Cost	Override	Cash On Hand	Total Gain \$	Annualized %	+/- Cash
		10/22/15		\$2.17	Sell			2,280	\$4,947.60	\$4,187.92	\$1.84		\$1,312.08	\$759.68		
		10/23/15		\$2.35	Sell			2,280	\$5,358.00	\$4,187.92	\$1.84		\$1,312.08	\$1,170.08		
		10/26/15		\$2.35	Sell			2,280	\$5,358.00	\$4,187.92	\$1.84		\$1,312.08	\$1,170.08		
		10/27/15		\$2.37	Sell			2,280	\$5,403.60	\$4,187.92	\$1.84		\$1,312.08	\$1,215.68		
		10/28/15		\$2.42	Sell			2,280	\$5,517.60	\$4,187.92	\$1.84		\$1,312.08	\$1,329.68		
		10/29/15		\$2.41	Sell			2,280	\$5,494.80	\$4,187.92	\$1.84		\$1,312.08	\$1,306.88		
		10/30/15		\$2.38	Sell			2,280	\$5,426.40	\$4,187.92	\$1.84		\$1,312.08	\$1,238.48		
		11/02/15		\$2.46	Sell	\$583.02	237	2,043	\$5,025.78	\$3,604.90	\$1.76		\$1,895.10	\$1,420.88		
		11/03/15		\$2.49	Sell			2,043	\$5,087.07	\$3,604.90	\$1.76		\$1,895.10	\$1,482.17		
		11/04/15		\$2.49	Sell			2,043	\$5,087.07	\$3,604.90	\$1.76		\$1,895.10	\$1,482.17		
		11/05/15		\$2.46	Sell			2,043	\$5,025.78	\$3,604.90	\$1.76		\$1,895.10	\$1,420.88		
		11/06/15		\$2.47	Sell			2,043	\$5,046.21	\$3,604.90	\$1.76		\$1,895.10	\$1,441.31		
		11/09/15		\$2.39	Sell			2,043	\$4,882.77	\$3,604.90	\$1.76		\$1,895.10	\$1,277.87		
		11/10/15		\$2.38	Sell			2,043	\$4,862.34	\$3,604.90	\$1.76		\$1,895.10	\$1,257.44		
		11/11/15		\$2.37	Sell			2,043	\$4,841.91	\$3,604.90	\$1.76		\$1,895.10	\$1,237.01		
		11/12/15		\$2.30	Sell			2,043	\$4,698.90	\$3,604.90	\$1.76		\$1,895.10	\$1,094.00		
		11/13/15		\$2.16	Sell			2,043	\$4,412.88	\$3,604.90	\$1.76		\$1,895.10	\$807.98		
		11/16/15		\$2.25	Sell			2,043	\$4,596.75	\$3,604.90	\$1.76		\$1,895.10	\$991.85		
		11/17/15		\$2.26	Sell			2,043	\$4,617.18	\$3,604.90	\$1.76		\$1,895.10	\$1,012.28		
		11/18/15		\$2.39	Sell			2,043	\$4,882.77	\$3,604.90	\$1.76		\$1,895.10	\$1,277.87		
		11/19/15		\$2.39	Sell			2,043	\$4,882.77	\$3,604.90	\$1.76		\$1,895.10	\$1,277.87		
		11/20/15		\$2.44	Sell			2,043	\$4,984.92	\$3,604.90	\$1.76		\$1,895.10	\$1,380.02		
		11/23/15		\$2.42	Sell			2,043	\$4,944.06	\$3,604.90	\$1.76		\$1,895.10	\$1,339.16		
		11/24/15		\$2.41	Sell			2,043	\$4,923.63	\$3,604.90	\$1.76		\$1,895.10	\$1,318.73		
		11/25/15		\$2.42	Sell			2,043	\$4,944.06	\$3,604.90	\$1.76		\$1,895.10	\$1,339.16		
		11/27/15		\$2.43	Sell			2,043	\$4,964.49	\$3,604.90	\$1.76		\$1,895.10	\$1,359.59		
		11/30/15		\$2.41	Sell			2,043	\$4,923.63	\$3,604.90	\$1.76		\$1,895.10	\$1,318.73		
		12/01/15		\$2.48	Sell			2,043	\$5,066.64	\$3,604.90	\$1.76		\$1,895.10	\$1,461.74		
		12/02/15		\$2.44	Sell			2,043	\$4,984.92	\$3,604.90	\$1.76		\$1,895.10	\$1,380.02		

NDX 100 - 3x		Ticker: TQQQ		Number of Shares To Buy On: 1/2/15		1,507		Periodic Credit/Debit		\$550.00		Optional AA PLUS!		\$184.00		
Automated Investing With Discipline.				AA AUTOMATED ALLOCATIONS		The Strategy That Adjusts. Automatically.				Initial Account (+/- Cash in/out):		\$66,500.00		Number of Buys: 63		
										Highest Amount Deployed:		\$52,493.78		Number of Sells: 57		
Total Amount Committed:		\$5,500.00		Force #	\$1.92	Action	Action	Action	Action	\$2,893.44	\$1.92	Action	\$2,606.56	Total Number of Trades: 120		
Next BUY At	Next SELL At	Date	Shares	Price	Action	Amount	Shares	Shares	Market Value	Deployed	Avg Cost	Override	Cash On Hand	Total Gain \$	Annualized %	+/- Cash
		12/03/15		\$2.31	Sell			2,043	\$4,719.33	\$3,604.90	\$1.76		\$1,895.10	\$1,114.43		
		12/04/15		\$2.47	Sell			2,043	\$5,046.21	\$3,604.90	\$1.76		\$1,895.10	\$1,441.31		
		12/07/15		\$2.44	Sell			2,043	\$4,984.92	\$3,604.90	\$1.76		\$1,895.10	\$1,380.02		
		12/08/15		\$2.44	Sell			2,043	\$4,984.92	\$3,604.90	\$1.76		\$1,895.10	\$1,380.02		
		12/09/15		\$2.33	Sell			2,043	\$4,760.19	\$3,604.90	\$1.76		\$1,895.10	\$1,155.29		
		12/10/15		\$2.36	Sell			2,043	\$4,821.48	\$3,604.90	\$1.76		\$1,895.10	\$1,216.58		
		12/11/15		\$2.20	Sell			2,043	\$4,494.60	\$3,604.90	\$1.76		\$1,895.10	\$889.70		
		12/14/15		\$2.25	Sell			2,043	\$4,596.75	\$3,604.90	\$1.76		\$1,895.10	\$991.85		
		12/15/15		\$2.29	Sell			2,043	\$4,678.47	\$3,604.90	\$1.76		\$1,895.10	\$1,073.57		
		12/16/15		\$2.39	Sell			2,043	\$4,882.77	\$3,604.90	\$1.76		\$1,895.10	\$1,277.87		
		12/17/15		\$2.29	Sell			2,043	\$4,678.47	\$3,604.90	\$1.76		\$1,895.10	\$1,073.57		
		12/18/15		\$2.16	Sell			2,043	\$4,412.88	\$3,604.90	\$1.76		\$1,895.10	\$807.98		
		12/21/15		\$2.23	Sell			2,043	\$4,555.89	\$3,604.90	\$1.76		\$1,895.10	\$950.99		
		12/22/15		\$2.27	Sell			2,043	\$4,637.61	\$3,604.90	\$1.76		\$1,895.10	\$1,032.71		
		12/23/15		\$2.32	Sell			2,043	\$4,739.76	\$3,604.90	\$1.76		\$1,895.10	\$1,134.86		
		12/24/15		\$2.32	Sell			2,043	\$4,739.76	\$3,604.90	\$1.76		\$1,895.10	\$1,134.86		
		12/28/15		\$2.32	Sell			2,043	\$4,739.76	\$3,604.90	\$1.76		\$1,895.10	\$1,134.86		
		12/29/15		\$2.42	Sell			2,043	\$4,944.06	\$3,604.90	\$1.76		\$1,895.10	\$1,339.16		
		12/30/15		\$2.36	Sell			2,043	\$4,821.48	\$3,604.90	\$1.76		\$1,895.10	\$1,216.58		
		12/31/15		\$2.27	Sell			2,043	\$4,637.61	\$3,604.90	\$1.76		\$1,895.10	\$1,032.71		
		01/04/16	2,840	\$2.13	Buy	\$6,049.20	2,840	4,883	\$10,400.79	\$9,654.10	\$1.98		\$1,895.90	\$746.69		\$6,050.00
		01/05/16		\$2.11	Sell			4,883	\$10,303.13	\$9,654.10	\$1.98		\$1,345.90	\$649.03		-\$550.00
		01/06/16		\$2.06	Buy			4,883	\$10,058.98	\$9,654.10	\$1.98		\$1,345.90	\$404.88		
		01/07/16		\$1.86	Buy			4,883	\$9,082.38	\$9,654.10	\$1.98		\$1,345.90	-\$571.72		
		01/08/16		\$1.82	Buy			4,883	\$8,887.06	\$9,654.10	\$1.98		\$1,345.90	-\$767.04		
		01/11/16		\$1.83	Buy			4,883	\$8,935.89	\$9,654.10	\$1.98		\$1,345.90	-\$718.21		
		01/12/16		\$1.90	Buy			4,883	\$9,277.70	\$9,654.10	\$1.98		\$1,345.90	-\$376.40		
		01/13/16		\$1.70	Buy	\$1,269.90	747	5,630	\$9,571.00	\$10,924.00	\$1.94		\$76.00	-\$1,353.00		
		01/14/16		\$1.81	Buy			5,630	\$10,190.30	\$10,924.00	\$1.94		\$76.00	-\$733.70		

Rule #2  
 Periodic Credit/Debit  
 +  
 Annual Addition  
 (\$5,500 + \$550)

NDX 100 - 3x		Ticker: TQQQ		Number of Shares To Buy On: 1/2/15		1,507		Periodic Credit/Debit		\$550.00		Optional AA PLUS!		\$184.00		
Automated Investing With Discipline.				AA AUTOMATED ALLOCATIONS		The Strategy That Adjusts. Automatically.				Initial Account (+/- Cash in/out):		\$66,500.00		Number of Buys: 63		
										Highest Amount Deployed:		\$52,493.78		Number of Sells: 57		
Total Amount Committed:		\$5,500.00		Force #	\$1.92	Action	Action	Action	Shares	Market Value	\$2,893.44	\$1.92	Action	\$2,606.56	Total Number of Trades: 120	
Next BUY At	Next SELL At	Date	Shares	Price	Action	Amount	Shares	Shares	Market Value	Deployed	Avg Cost	Override	Cash On Hand	Total Gain \$	Annualized %	+/- Cash
		01/15/16		\$1.64	Buy			5,630	\$9,233.20	\$10,924.00	\$1.94		\$76.00	-\$1,690.80		
		01/19/16		\$1.65	Buy			5,630	\$9,289.50	\$10,924.00	\$1.94		\$76.00	-\$1,634.50		
		01/20/16		\$1.63	Buy			5,630	\$9,176.90	\$10,924.00	\$1.94		\$76.00	-\$1,747.10		
		01/21/16		\$1.64	Buy			5,630	\$9,233.20	\$10,924.00	\$1.94		\$76.00	-\$1,690.80		
		01/22/16		\$1.78	Buy			5,630	\$10,021.40	\$10,924.00	\$1.94		\$76.00	-\$902.60		
		01/25/16		\$1.70	Buy			5,630	\$9,571.00	\$10,924.00	\$1.94		\$76.00	-\$1,353.00		
		01/26/16		\$1.75	Buy			5,630	\$9,852.50	\$10,924.00	\$1.94		\$76.00	-\$1,071.50		
		01/27/16		\$1.62	Buy			5,630	\$9,120.60	\$10,924.00	\$1.94		\$76.00	-\$1,803.40		
		01/28/16		\$1.68	Buy			5,630	\$9,458.40	\$10,924.00	\$1.94		\$76.00	-\$1,465.60		
		01/29/16		\$1.79	Buy			5,630	\$10,077.70	\$10,924.00	\$1.94		\$76.00	-\$846.30		
		02/01/16		\$1.80	Buy			5,630	\$10,134.00	\$10,924.00	\$1.94		\$76.00	-\$790.00		
		02/02/16		\$1.69	Buy			5,630	\$9,514.70	\$10,924.00	\$1.94		\$76.00	-\$1,409.30		
		02/03/16		\$1.66	Buy			5,630	\$9,345.80	\$10,924.00	\$1.94		\$76.00	-\$1,578.20		
		02/04/16		\$1.66	Buy			5,630	\$9,345.80	\$10,924.00	\$1.94		\$76.00	-\$1,578.20		
		02/05/16	51	\$1.49	Buy	\$75.99	51	5,681	\$8,464.69	\$10,999.99	\$1.94		\$0.01	-\$2,535.30		
		02/08/16		\$1.42	Buy			5,681	\$8,067.02	\$10,999.99	\$1.94		\$0.01	-\$2,932.97		
		02/09/16		\$1.41	Buy			5,681	\$8,010.21	\$10,999.99	\$1.94		\$0.01	-\$2,989.78		
		02/10/16		\$1.42	Buy			5,681	\$8,067.02	\$10,999.99	\$1.94		\$0.01	-\$2,932.97		
		02/11/16		\$1.42	Buy			5,681	\$8,067.02	\$10,999.99	\$1.94		\$0.01	-\$2,932.97		
		02/12/16		\$1.48	Buy			5,681	\$8,407.88	\$10,999.99	\$1.94		\$0.01	-\$2,592.11		
		02/16/16		\$1.58	Buy			5,681	\$8,975.98	\$10,999.99	\$1.94		\$0.01	-\$2,024.01		
		02/17/16		\$1.69	Buy			5,681	\$9,600.89	\$10,999.99	\$1.94		\$0.01	-\$1,399.10		
		02/18/16		\$1.63	Buy			5,681	\$9,260.03	\$10,999.99	\$1.94		\$0.01	-\$1,739.96		
		02/19/16		\$1.65	Buy			5,681	\$9,373.65	\$10,999.99	\$1.94		\$0.01	-\$1,626.34		
		02/22/16		\$1.72	Buy			5,681	\$9,771.32	\$10,999.99	\$1.94		\$0.01	-\$1,228.67		
		02/23/16		\$1.64	Buy			5,681	\$9,316.84	\$10,999.99	\$1.94		\$0.01	-\$1,683.15		
		02/24/16		\$1.69	Buy			5,681	\$9,600.89	\$10,999.99	\$1.94		\$0.01	-\$1,399.10		
		02/25/16		\$1.73	Buy			5,681	\$9,828.13	\$10,999.99	\$1.94		\$0.01	-\$1,171.86		
		02/26/16		\$1.73	Buy			5,681	\$9,828.13	\$10,999.99	\$1.94		\$0.01	-\$1,171.86		

Last Buy  
Dry Powder = 0  
AA Advises Number  
of Shares to Buy


NDX 100 - 3x		Ticker: TQQQ		Number of Shares To Buy On: 1/2/15		1,507		Periodic Credit/Debit		\$550.00		Optional AA PLUS!		\$184.00		
Automated Investing With Discipline.				 AUTOMATED ALLOCATIONS		The Strategy That Adjusts. Automatically.				Initial Account (+/- Cash in/out):		\$66,500.00		Number of Buys: 63		
										Highest Amount Deployed:		\$52,493.78		Number of Sells: 57		
Total Amount Committed:		\$5,500.00		Force #	\$1.92	Action	Action	Action	Action	\$2,893.44	\$1.92	Action	\$2,606.56	Total Number of Trades: 120		
Next BUY At	Next SELL At	Date	Shares	Price	Action	Amount	Shares	Shares	Market Value	Deployed	Avg Cost	Override	Cash On Hand	Total Gain \$	Annualized %	+/- Cash
		02/29/16		\$1.68	Buy			5,681	\$9,544.08	\$10,999.99	\$1.94		\$0.01	-\$1,455.91		
		03/01/16		\$1.85	Buy			5,681	\$10,509.85	\$10,999.99	\$1.94		\$0.01	-\$490.14		
		03/02/16		\$1.85	Buy			5,681	\$10,509.85	\$10,999.99	\$1.94		\$0.01	-\$490.14		
		03/03/16		\$1.84	Buy			5,681	\$10,453.04	\$10,999.99	\$1.94		\$0.01	-\$546.95		
		03/04/16		\$1.84	Buy			5,681	\$10,453.04	\$10,999.99	\$1.94		\$0.01	-\$546.95		
		03/07/16		\$1.81	Buy			5,681	\$10,282.61	\$10,999.99	\$1.94		\$0.01	-\$717.38		
		03/08/16		\$1.76	Buy			5,681	\$9,998.56	\$10,999.99	\$1.94		\$0.01	-\$1,001.43		
		03/09/16		\$1.79	Buy			5,681	\$10,168.99	\$10,999.99	\$1.94		\$0.01	-\$831.00		
		03/10/16		\$1.79	Buy			5,681	\$10,168.99	\$10,999.99	\$1.94		\$0.01	-\$831.00		
		03/11/16		\$1.88	Buy			5,681	\$10,680.28	\$10,999.99	\$1.94		\$0.01	-\$319.71		
		03/14/16		\$1.89	Buy			5,681	\$10,737.09	\$10,999.99	\$1.94		\$0.01	-\$262.90		
		03/15/16		\$1.89	Buy			5,681	\$10,737.09	\$10,999.99	\$1.94		\$0.01	-\$262.90		
		03/16/16		\$1.94	Buy			5,681	\$11,021.14	\$10,999.99	\$1.94		\$0.01	\$21.15		
		03/17/16		\$1.93	Buy			5,681	\$10,964.33	\$10,999.99	\$1.94		\$0.01	-\$35.66		
		03/18/16		\$1.94	Buy			5,681	\$11,021.14	\$10,999.99	\$1.94		\$0.01	\$21.15		
		03/21/16		\$1.96	Sell			5,681	\$11,134.76	\$10,999.99	\$1.94		\$0.01	\$134.77		
		03/22/16		\$1.98	Sell			5,681	\$11,248.38	\$10,999.99	\$1.94		\$0.01	\$248.39		
		03/23/16		\$1.93	Buy			5,681	\$10,964.33	\$10,999.99	\$1.94		\$0.01	-\$35.66		
		03/24/16		\$1.93	Buy			5,681	\$10,964.33	\$10,999.99	\$1.94		\$0.01	-\$35.66		
		03/28/16		\$1.93	Buy			5,681	\$10,964.33	\$10,999.99	\$1.94		\$0.01	-\$35.66		
		03/29/16		\$2.02	Sell			5,681	\$11,475.62	\$10,999.99	\$1.94		\$0.01	\$475.63		
		03/30/16		\$2.05	Sell			5,681	\$11,646.05	\$10,999.99	\$1.94		\$0.01	\$646.06		
		03/31/16		\$2.04	Sell			5,681	\$11,589.24	\$10,999.99	\$1.94		\$0.01	\$589.25		
		04/01/16		\$2.11	Sell			5,681	\$11,986.91	\$10,999.99	\$1.94		\$0.01	\$986.92		
		04/04/16		\$2.08	Sell			5,681	\$11,816.48	\$10,999.99	\$1.94		\$0.01	\$816.49		
		04/05/16		\$2.02	Sell			5,681	\$11,475.62	\$10,999.99	\$1.94		\$0.01	\$475.63		
		04/06/16		\$2.12	Sell			5,681	\$12,043.72	\$10,999.99	\$1.94		\$0.01	\$1,043.73		
		04/07/16		\$2.03	Sell			5,681	\$11,532.43	\$10,999.99	\$1.94		\$0.01	\$532.44		
		04/08/16		\$2.02	Sell			5,681	\$11,475.62	\$10,999.99	\$1.94		\$0.01	\$475.63		

NDX 100 - 3x		Ticker: TQQQ		Number of Shares To Buy On: 1/2/15		1,507		Periodic Credit/Debit		\$550.00		Optional AA PLUS!		\$184.00					
Automated Investing With Discipline.				AA AUTOMATED ALLOCATIONS		The Strategy That Adjusts. Automatically.						Initial Account (+/- Cash in/out):		\$66,500.00		Number of Buys:		63	
												Highest Amount Deployed:		\$52,493.78		Number of Sells:		57	
Total Amount Committed:		\$5,500.00		Force #	\$1.92	Action	Action	Action	Action	Shares	Market Value	\$2,893.44	\$1.92	Action	\$2,606.56	Total Number of Trades:		120	
Next BUY At	Next SELL At	Date	Shares	Price	Action	Amount	Shares	Shares	Market Value	Deployed	Avg Cost	Override	Cash On Hand	Total Gain \$	Annualized %	+/- Cash			
		04/11/16		\$2.00	Sell			5,681	\$11,362.00	\$10,999.99	\$1.94		\$0.01	\$362.01					
		04/12/16		\$2.05	Sell			5,681	\$11,646.05	\$10,999.99	\$1.94		\$0.01	\$646.06					
		04/13/16		\$2.13	Sell			5,681	\$12,100.53	\$10,999.99	\$1.94		\$0.01	\$1,100.54					
		04/14/16		\$2.13	Sell			5,681	\$12,100.53	\$10,999.99	\$1.94		\$0.01	\$1,100.54					
		04/15/16		\$2.11	Sell			5,681	\$11,986.91	\$10,999.99	\$1.94		\$0.01	\$986.92					
		04/18/16		\$2.15	Sell			5,681	\$12,214.15	\$10,999.99	\$1.94		\$0.01	\$1,214.16					
		04/19/16		\$2.11	Sell			5,681	\$11,986.91	\$10,999.99	\$1.94		\$0.01	\$986.92					
		04/20/16		\$2.11	Sell			5,681	\$11,986.91	\$10,999.99	\$1.94		\$0.01	\$986.92					
		04/21/16		\$2.11	Sell			5,681	\$11,986.91	\$10,999.99	\$1.94		\$0.01	\$986.92					
		04/22/16		\$2.02	Sell			5,681	\$11,475.62	\$10,999.99	\$1.94		\$0.01	\$475.63					
		04/25/16		\$2.02	Sell			5,681	\$11,475.62	\$10,999.99	\$1.94		\$0.01	\$475.63					
		04/26/16		\$1.99	Sell			5,681	\$11,305.19	\$10,999.99	\$1.94		\$0.01	\$305.20					
		04/27/16		\$1.94	Buy			5,681	\$11,021.14	\$10,999.99	\$1.94		\$0.01	\$21.15					
		04/28/16		\$1.87	Buy			5,681	\$10,623.47	\$10,999.99	\$1.94		\$0.01	-\$376.52					
		04/29/16		\$1.84	Buy			5,681	\$10,453.04	\$10,999.99	\$1.94		\$0.01	-\$546.95					
		05/02/16		\$1.89	Buy			5,681	\$10,737.09	\$10,999.99	\$1.94		\$0.01	-\$262.90					
		05/03/16		\$1.84	Buy			5,681	\$10,453.04	\$10,999.99	\$1.94		\$0.01	-\$546.95					
		05/04/16		\$1.80	Buy			5,681	\$10,225.80	\$10,999.99	\$1.94		\$0.01	-\$774.19					
		05/05/16		\$1.80	Buy			5,681	\$10,225.80	\$10,999.99	\$1.94		\$0.01	-\$774.19					
		05/06/16		\$1.83	Buy			5,681	\$10,396.23	\$10,999.99	\$1.94		\$0.01	-\$603.76					
		05/09/16		\$1.85	Buy			5,681	\$10,509.85	\$10,999.99	\$1.94		\$0.01	-\$490.14					
		05/10/16		\$1.92	Buy			5,681	\$10,907.52	\$10,999.99	\$1.94		\$0.01	-\$92.47					
		05/11/16		\$1.87	Buy			5,681	\$10,623.47	\$10,999.99	\$1.94		\$0.01	-\$376.52					
		05/12/16		\$1.84	Buy			5,681	\$10,453.04	\$10,999.99	\$1.94		\$0.01	-\$546.95					
		05/13/16		\$1.82	Buy			5,681	\$10,339.42	\$10,999.99	\$1.94		\$0.01	-\$660.57					
		05/16/16		\$1.89	Buy			5,681	\$10,737.09	\$10,999.99	\$1.94		\$0.01	-\$262.90					
		05/17/16		\$1.82	Buy			5,681	\$10,339.42	\$10,999.99	\$1.94		\$0.01	-\$660.57					
		05/18/16		\$1.84	Buy			5,681	\$10,453.04	\$10,999.99	\$1.94		\$0.01	-\$546.95					
		05/19/16		\$1.81	Buy			5,681	\$10,282.61	\$10,999.99	\$1.94		\$0.01	-\$717.38					

Rule #2  
Optional AA Plus!  
Add Fresh Funds


NO Action  
Contribution For This  
Year Completed


NDX 100 - 3x		Ticker: TQQQ		Number of Shares To Buy On: 1/2/15		1,507		Periodic Credit/Debit		\$550.00		Optional AA PLUS!		\$184.00		
Automated Investing With Discipline.				 AUTOMATED ALLOCATIONS		The Strategy That Adjusts. Automatically.				Initial Account (+/- Cash in/out):		\$66,500.00		Number of Buys: 63		
										Highest Amount Deployed:		\$52,493.78		Number of Sells: 57		
Total Amount Committed:		\$5,500.00		Force #	\$1.92	Action	Action	Action	Shares	Market Value	\$2,893.44	\$1.92	Action	\$2,606.56	Total Number of Trades: 120	
Next BUY At	Next SELL At	Date	Shares	Price	Action	Amount	Shares	Shares	Market Value	Deployed	Avg Cost	Override	Cash On Hand	Total Gain \$	Annualized %	+/- Cash
		05/20/16		\$1.87	Buy			5,681	\$10,623.47	\$10,999.99	\$1.94		\$0.01	-\$376.52		
		05/23/16		\$1.86	Buy			5,681	\$10,566.66	\$10,999.99	\$1.94		\$0.01	-\$433.33		
		05/24/16		\$1.98	Sell			5,681	\$11,248.38	\$10,999.99	\$1.94		\$0.01	\$248.39		
		05/25/16		\$2.02	Sell			5,681	\$11,475.62	\$10,999.99	\$1.94		\$0.01	\$475.63		
		05/26/16		\$2.04	Sell			5,681	\$11,589.24	\$10,999.99	\$1.94		\$0.01	\$589.25		
		05/27/16		\$2.07	Sell			5,681	\$11,759.67	\$10,999.99	\$1.94		\$0.01	\$759.68		
		05/31/16		\$2.08	Sell			5,681	\$11,816.48	\$10,999.99	\$1.94		\$0.01	\$816.49		
		06/01/16		\$2.08	Sell			5,681	\$11,816.48	\$10,999.99	\$1.94		\$0.01	\$816.49		
		06/02/16		\$2.09	Sell			5,681	\$11,873.29	\$10,999.99	\$1.94		\$0.01	\$873.30		
		06/03/16		\$2.06	Sell			5,681	\$11,702.86	\$10,999.99	\$1.94		\$0.01	\$702.87		
		06/06/16		\$2.09	Sell			5,681	\$11,873.29	\$10,999.99	\$1.94		\$0.01	\$873.30		
		06/07/16		\$2.07	Sell			5,681	\$11,759.67	\$10,999.99	\$1.94		\$0.01	\$759.68		
		06/08/16		\$2.08	Sell			5,681	\$11,816.48	\$10,999.99	\$1.94		\$0.01	\$816.49		
		06/09/16		\$2.07	Sell			5,681	\$11,759.67	\$10,999.99	\$1.94		\$0.01	\$759.68		
		06/10/16		\$2.00	Sell			5,681	\$11,362.00	\$10,999.99	\$1.94		\$0.01	\$362.01		
		06/13/16		\$1.95	Sell			5,681	\$11,077.95	\$10,999.99	\$1.94		\$0.01	\$77.96		
		06/14/16		\$1.95	Sell			5,681	\$11,077.95	\$10,999.99	\$1.94		\$0.01	\$77.96		
		06/15/16		\$1.93	Buy			5,681	\$10,964.33	\$10,999.99	\$1.94		\$0.01	-\$35.66		
		06/16/16		\$1.95	Sell			5,681	\$11,077.95	\$10,999.99	\$1.94		\$0.01	\$77.96		
		06/17/16		\$1.88	Buy			5,681	\$10,680.28	\$10,999.99	\$1.94		\$0.01	-\$319.71		
		06/20/16		\$1.91	Buy			5,681	\$10,850.71	\$10,999.99	\$1.94		\$0.01	-\$149.28		
		06/21/16		\$1.93	Buy			5,681	\$10,964.33	\$10,999.99	\$1.94		\$0.01	-\$35.66		
		06/22/16		\$1.92	Buy			5,681	\$10,907.52	\$10,999.99	\$1.94		\$0.01	-\$92.47		
		06/23/16		\$2.00	Sell			5,681	\$11,362.00	\$10,999.99	\$1.94		\$0.01	\$362.01		
		06/24/16		\$1.76	Buy			5,681	\$9,998.56	\$10,999.99	\$1.94		\$0.01	-\$1,001.43		
		06/27/16		\$1.65	Buy			5,681	\$9,373.65	\$10,999.99	\$1.94		\$0.01	-\$1,626.34		
		06/28/16		\$1.76	Buy			5,681	\$9,998.56	\$10,999.99	\$1.94		\$0.01	-\$1,001.43		
		06/29/16		\$1.85	Buy			5,681	\$10,509.85	\$10,999.99	\$1.94		\$0.01	-\$490.14		
		06/30/16		\$1.92	Buy			5,681	\$10,907.52	\$10,999.99	\$1.94		\$0.01	-\$92.47		


NDX 100 - 3x		Ticker: TQQQ		Number of Shares To Buy On: 1/2/15		1,507		Periodic Credit/Debit		\$550.00		Optional AA PLUS!		\$184.00					
Automated Investing With Discipline.				 <b>AUTOMATED ALLOCATIONS</b>		The Strategy That Adjusts. Automatically.						Initial Account (+/- Cash in/out):		\$66,500.00		Number of Buys:		63	
												Highest Amount Deployed:		\$52,493.78		Number of Sells:		57	
Total Amount Committed:		\$5,500.00		Force #	\$1.92	Action	Action	Action	Shares	Market Value	\$2,893.44	\$1.92	Action	\$2,606.56	Total Number of Trades:		120		
Next BUY At	Next SELL At	Date	Shares	Price	Action	Amount	Shares	Shares	Market Value	Deployed	Avg Cost	Override	Cash On Hand	Total Gain \$	Annualized %	+/- Cash			
		07/01/16		\$1.94	Buy			5,681	\$11,021.14	\$10,999.99	\$1.94		\$0.01	\$21.15					
		07/05/16		\$1.91	Buy			5,681	\$10,850.71	\$10,999.99	\$1.94		\$0.01	-\$149.28					
		07/06/16		\$1.95	Sell			5,681	\$11,077.95	\$10,999.99	\$1.94		\$0.01	\$77.96					
		07/07/16		\$1.97	Sell			5,681	\$11,191.57	\$10,999.99	\$1.94		\$0.01	\$191.58					
		07/08/16		\$2.06	Sell			5,681	\$11,702.86	\$10,999.99	\$1.94		\$0.01	\$702.87					
		07/11/16		\$2.10	Sell			5,681	\$11,930.10	\$10,999.99	\$1.94		\$0.01	\$930.11					
		07/12/16		\$2.13	Sell			5,681	\$12,100.53	\$10,999.99	\$1.94		\$0.01	\$1,100.54					
		07/13/16		\$2.12	Sell			5,681	\$12,043.72	\$10,999.99	\$1.94		\$0.01	\$1,043.73					
		07/14/16		\$2.16	Sell			5,681	\$12,270.96	\$10,999.99	\$1.94		\$0.01	\$1,270.97					
		07/15/16		\$2.15	Sell			5,681	\$12,214.15	\$10,999.99	\$1.94		\$0.01	\$1,214.16					
		07/18/16		\$2.19	Sell			5,681	\$12,441.39	\$10,999.99	\$1.94		\$0.01	\$1,441.40					
		07/19/16		\$2.17	Sell			5,681	\$12,327.77	\$10,999.99	\$1.94		\$0.01	\$1,327.78					
		07/20/16		\$2.24	Sell			5,681	\$12,725.44	\$10,999.99	\$1.94		\$0.01	\$1,725.45					
		07/21/16		\$2.23	Sell			5,681	\$12,668.63	\$10,999.99	\$1.94		\$0.01	\$1,668.64					
		07/22/16		\$2.25	Sell			5,681	\$12,782.25	\$10,999.99	\$1.94		\$0.01	\$1,782.26					
		07/25/16		\$2.26	Sell			5,681	\$12,839.06	\$10,999.99	\$1.94		\$0.01	\$1,839.07					
		07/26/16		\$2.26	Sell			5,681	\$12,839.06	\$10,999.99	\$1.94		\$0.01	\$1,839.07					
		07/27/16		\$2.31	Sell			5,681	\$13,123.11	\$10,999.99	\$1.94		\$0.01	\$2,123.12					
		07/28/16		\$2.33	Sell			5,681	\$13,236.73	\$10,999.99	\$1.94		\$0.01	\$2,236.74					
		07/29/16		\$2.35	Sell			5,681	\$13,350.35	\$10,999.99	\$1.94		\$0.01	\$2,350.36					
		08/01/16		\$2.38	Sell			5,681	\$13,520.78	\$10,999.99	\$1.94		\$0.01	\$2,520.79					
		08/02/16		\$2.33	Sell			5,681	\$13,236.73	\$10,999.99	\$1.94		\$0.01	\$2,236.74					
		08/03/16		\$2.35	Sell			5,681	\$13,350.35	\$10,999.99	\$1.94		\$0.01	\$2,350.36					
		08/04/16		\$2.37	Sell			5,681	\$13,463.97	\$10,999.99	\$1.94		\$0.01	\$2,463.98					
		08/05/16		\$2.44	Sell			5,681	\$13,861.64	\$10,999.99	\$1.94		\$0.01	\$2,861.65					
		08/08/16		\$2.43	Sell			5,681	\$13,804.83	\$10,999.99	\$1.94		\$0.01	\$2,804.84					
		08/09/16		\$2.45	Sell			5,681	\$13,918.45	\$10,999.99	\$1.94		\$0.01	\$2,918.46					
		08/10/16		\$2.43	Sell			5,681	\$13,804.83	\$10,999.99	\$1.94		\$0.01	\$2,804.84					
		08/11/16		\$2.46	Sell			5,681	\$13,975.26	\$10,999.99	\$1.94		\$0.01	\$2,975.27					

NDX 100 - 3x		Ticker: TQQQ		Number of Shares To Buy On: 1/2/15		1,507		Periodic Credit/Debit		\$550.00		Optional AA PLUS!		\$184.00					
Automated Investing With Discipline.				AA AUTOMATED ALLOCATIONS		The Strategy That Adjusts. Automatically.						Initial Account (+/- Cash in/out):		\$66,500.00		Number of Buys:		63	
												Highest Amount Deployed:		\$52,493.78		Number of Sells:		57	
Total Amount Committed:		\$5,500.00		Force #	\$1.92	Action	Action Amount	Action Shares	Shares	Market Value	\$2,893.44	\$1.92	Action	\$2,606.56	Total Number of Trades:		120		
Next BUY At	Next SELL At	Date	Shares	Price	Action	Action Amount	Action Shares	Shares	Market Value	Deployed	Avg Cost	Override	Cash On Hand	Total Gain \$	Annualized %	+/- Cash			
		08/12/16		\$2.47	Sell			5,681	\$14,032.07	\$10,999.99	\$1.94		\$0.01	\$3,032.08					
		08/15/16		\$2.50	Sell	\$1,422.50	569	5,112	\$12,780.00	\$9,577.49	\$1.87		\$1,422.51	\$3,202.51					
		08/16/16		\$2.46	Sell			5,112	\$12,575.52	\$9,577.49	\$1.87		\$1,422.51	\$2,998.03					
		08/17/16		\$2.47	Sell			5,112	\$12,626.64	\$9,577.49	\$1.87		\$1,422.51	\$3,049.15					
		08/18/16		\$2.47	Sell			5,112	\$12,626.64	\$9,577.49	\$1.87		\$1,422.51	\$3,049.15					
		08/19/16		\$2.47	Sell			5,112	\$12,626.64	\$9,577.49	\$1.87		\$1,422.51	\$3,049.15					
		08/22/16		\$2.47	Sell			5,112	\$12,626.64	\$9,577.49	\$1.87		\$1,422.51	\$3,049.15					
		08/23/16		\$2.49	Sell			5,112	\$12,728.88	\$9,577.49	\$1.87		\$1,422.51	\$3,151.39					
		08/24/16		\$2.44	Sell			5,112	\$12,473.28	\$9,577.49	\$1.87		\$1,422.51	\$2,895.79					
		08/25/16		\$2.43	Sell			5,112	\$12,422.16	\$9,577.49	\$1.87		\$1,422.51	\$2,844.67					
		08/26/16		\$2.44	Sell			5,112	\$12,473.28	\$9,577.49	\$1.87		\$1,422.51	\$2,895.79					
		08/29/16		\$2.45	Sell			5,112	\$12,524.40	\$9,577.49	\$1.87		\$1,422.51	\$2,946.91					
		08/30/16		\$2.42	Sell			5,112	\$12,371.04	\$9,577.49	\$1.87		\$1,422.51	\$2,793.55					
		08/31/16		\$2.42	Sell			5,112	\$12,371.04	\$9,577.49	\$1.87		\$1,422.51	\$2,793.55					
		09/01/16	308	\$2.43	Buy	\$748.44	308	5,420	\$13,170.60	\$10,325.93	\$1.91		\$1,224.07	\$2,844.67		\$550.00			
		09/02/16		\$2.46	Sell			5,420	\$13,333.20	\$10,325.93	\$1.91		\$674.07	\$3,007.27		-\$550.00			
		09/06/16		\$2.50	Sell			5,420	\$13,550.00	\$10,325.93	\$1.91		\$674.07	\$3,224.07					
		09/07/16		\$2.51	Sell			5,420	\$13,604.20	\$10,325.93	\$1.91		\$674.07	\$3,278.27					
		09/08/16		\$2.46	Sell			5,420	\$13,333.20	\$10,325.93	\$1.91		\$674.07	\$3,007.27					
		09/09/16		\$2.28	Sell			5,420	\$12,357.60	\$10,325.93	\$1.91		\$674.07	\$2,031.67					
		09/12/16		\$2.39	Sell			5,420	\$12,953.80	\$10,325.93	\$1.91		\$674.07	\$2,627.87					
		09/13/16		\$2.34	Sell			5,420	\$12,682.80	\$10,325.93	\$1.91		\$674.07	\$2,356.87					
		09/14/16		\$2.37	Sell			5,420	\$12,845.40	\$10,325.93	\$1.91		\$674.07	\$2,519.47					
		09/15/16		\$2.48	Sell			5,420	\$13,441.60	\$10,325.93	\$1.91		\$674.07	\$3,115.67					
		09/16/16		\$2.47	Sell			5,420	\$13,387.40	\$10,325.93	\$1.91		\$674.07	\$3,061.47					
		09/19/16		\$2.44	Sell			5,420	\$13,224.80	\$10,325.93	\$1.91		\$674.07	\$2,898.87					
		09/20/16		\$2.46	Sell			5,420	\$13,333.20	\$10,325.93	\$1.91		\$674.07	\$3,007.27					
		09/21/16		\$2.53	Sell			5,420	\$13,712.60	\$10,325.93	\$1.91		\$674.07	\$3,386.67					
		09/22/16		\$2.59	Sell			5,420	\$14,037.80	\$10,325.93	\$1.91		\$674.07	\$3,711.87					


Rule #2  
Periodic Credit/Debit


NDX 100 - 3x		Ticker: TQQQ		Number of Shares To Buy On: 1/2/15		1,507		Periodic Credit/Debit		\$550.00		Optional AA PLUS!		\$184.00		
Automated Investing With Discipline.				 AUTOMATED ALLOCATIONS		The Strategy That Adjusts. Automatically.				Initial Account (+/- Cash in/out):		\$66,500.00		Number of Buys: 63		
										Highest Amount Deployed:		\$52,493.78		Number of Sells: 57		
Total Amount Committed:		\$5,500.00		Force #	\$1.92	Action	Action	Action	Shares	Market Value	\$2,893.44	\$1.92	Action	\$2,606.56	Total Number of Trades: 120	
Next BUY At	Next SELL At	Date	Shares	Price	Action	Amount	Shares	Shares	Market Value	Deployed	Avg Cost	Override	Cash On Hand	Total Gain \$	Annualized %	+/- Cash
		09/23/16		\$2.54	Sell			5,420	\$13,766.80	\$10,325.93	\$1.91		\$674.07	\$3,440.87		
		09/26/16		\$2.48	Sell			5,420	\$13,441.60	\$10,325.93	\$1.91		\$674.07	\$3,115.67		
		09/27/16		\$2.55	Sell			5,420	\$13,821.00	\$10,325.93	\$1.91		\$674.07	\$3,495.07		
		09/28/16		\$2.56	Sell			5,420	\$13,875.20	\$10,325.93	\$1.91		\$674.07	\$3,549.27		
		09/29/16		\$2.51	Sell			5,420	\$13,604.20	\$10,325.93	\$1.91		\$674.07	\$3,278.27		
		09/30/16		\$2.56	Sell			5,420	\$13,875.20	\$10,325.93	\$1.91		\$674.07	\$3,549.27		
		10/03/16		\$2.55	Sell			5,420	\$13,821.00	\$10,325.93	\$1.91		\$674.07	\$3,495.07		
		10/04/16		\$2.54	Sell			5,420	\$13,766.80	\$10,325.93	\$1.91		\$674.07	\$3,440.87		
		10/05/16		\$2.56	Sell			5,420	\$13,875.20	\$10,325.93	\$1.91		\$674.07	\$3,549.27		
		10/06/16		\$2.56	Sell			5,420	\$13,875.20	\$10,325.93	\$1.91		\$674.07	\$3,549.27		
		10/07/16		\$2.54	Sell			5,420	\$13,766.80	\$10,325.93	\$1.91		\$674.07	\$3,440.87		
		10/10/16		\$2.59	Sell			5,420	\$14,037.80	\$10,325.93	\$1.91		\$674.07	\$3,711.87		
		10/11/16		\$2.48	Sell			5,420	\$13,441.60	\$10,325.93	\$1.91		\$674.07	\$3,115.67		
		10/12/16		\$2.48	Sell			5,420	\$13,441.60	\$10,325.93	\$1.91		\$674.07	\$3,115.67		
		10/13/16		\$2.45	Sell			5,420	\$13,279.00	\$10,325.93	\$1.91		\$674.07	\$2,953.07		
		10/14/16		\$2.45	Sell			5,420	\$13,279.00	\$10,325.93	\$1.91		\$674.07	\$2,953.07		
		10/17/16		\$2.44	Sell			5,420	\$13,224.80	\$10,325.93	\$1.91		\$674.07	\$2,898.87		
		10/18/16		\$2.50	Sell			5,420	\$13,550.00	\$10,325.93	\$1.91		\$674.07	\$3,224.07		
		10/19/16		\$2.50	Sell			5,420	\$13,550.00	\$10,325.93	\$1.91		\$674.07	\$3,224.07		
		10/20/16		\$2.49	Sell			5,420	\$13,495.80	\$10,325.93	\$1.91		\$674.07	\$3,169.87		
		10/21/16		\$2.52	Sell			5,420	\$13,658.40	\$10,325.93	\$1.91		\$674.07	\$3,332.47		
		10/24/16		\$2.61	Sell			5,420	\$14,146.20	\$10,325.93	\$1.91		\$674.07	\$3,820.27		
		10/25/16		\$2.58	Sell			5,420	\$13,983.60	\$10,325.93	\$1.91		\$674.07	\$3,657.67		
		10/26/16		\$2.53	Sell			5,420	\$13,712.60	\$10,325.93	\$1.91		\$674.07	\$3,386.67		
		10/27/16		\$2.50	Sell			5,420	\$13,550.00	\$10,325.93	\$1.91		\$674.07	\$3,224.07		
		10/28/16		\$2.45	Sell			5,420	\$13,279.00	\$10,325.93	\$1.91		\$674.07	\$2,953.07		
		10/31/16		\$2.44	Sell			5,420	\$13,224.80	\$10,325.93	\$1.91		\$674.07	\$2,898.87		
		11/01/16		\$2.39	Sell			5,420	\$12,953.80	\$10,325.93	\$1.91		\$674.07	\$2,627.87		
		11/02/16		\$2.33	Sell			5,420	\$12,628.60	\$10,325.93	\$1.91		\$674.07	\$2,302.67		

NDX 100 - 3x		Ticker: TQQQ		Number of Shares To Buy On: 1/2/15		1,507		Periodic Credit/Debit		\$550.00		Optional AA PLUS!		\$184.00		
Automated Investing With Discipline.						The Strategy That Adjusts. Automatically.				Initial Account (+/- Cash in/out):		\$66,500.00		Number of Buys: 63		
										Highest Amount Deployed:		\$52,493.78		Number of Sells: 57		
Total Amount Committed:		\$5,500.00		Force #	\$1.92	Action	Action	Action	Action	\$2,893.44	\$1.92	Action	\$2,606.56	Total Number of Trades: 120		
Next BUY At	Next SELL At	Date	Shares	Price	Action	Amount	Shares	Shares	Market Value	Deployed	Avg Cost	Override	Cash On Hand	Total Gain \$	Annualized %	+/- Cash
		11/03/16		\$2.26	Sell			5,420	\$12,249.20	\$10,325.93	\$1.91		\$674.07	\$1,923.27		
		11/04/16		\$2.24	Sell			5,420	\$12,140.80	\$10,325.93	\$1.91		\$674.07	\$1,814.87		
		11/07/16		\$2.40	Sell			5,420	\$13,008.00	\$10,325.93	\$1.91		\$674.07	\$2,682.07		
		11/08/16		\$2.44	Sell			5,420	\$13,224.80	\$10,325.93	\$1.91		\$674.07	\$2,898.87		
		11/09/16		\$2.48	Sell			5,420	\$13,441.60	\$10,325.93	\$1.91		\$674.07	\$3,115.67		
		11/10/16		\$2.36	Sell			5,420	\$12,791.20	\$10,325.93	\$1.91		\$674.07	\$2,465.27		
		11/11/16		\$2.36	Sell			5,420	\$12,791.20	\$10,325.93	\$1.91		\$674.07	\$2,465.27		
		11/14/16		\$2.28	Sell			5,420	\$12,357.60	\$10,325.93	\$1.91		\$674.07	\$2,031.67		
		11/15/16		\$2.38	Sell			5,420	\$12,899.60	\$10,325.93	\$1.91		\$674.07	\$2,573.67		
		11/16/16		\$2.42	Sell			5,420	\$13,116.40	\$10,325.93	\$1.91		\$674.07	\$2,790.47		
		11/17/16		\$2.48	Sell			5,420	\$13,441.60	\$10,325.93	\$1.91		\$674.07	\$3,115.67		
		11/18/16		\$2.45	Sell			5,420	\$13,279.00	\$10,325.93	\$1.91		\$674.07	\$2,953.07		
		11/21/16		\$2.52	Sell			5,420	\$13,658.40	\$10,325.93	\$1.91		\$674.07	\$3,332.47		
		11/22/16		\$2.55	Sell			5,420	\$13,821.00	\$10,325.93	\$1.91		\$674.07	\$3,495.07		
		11/23/16		\$2.52	Sell			5,420	\$13,658.40	\$10,325.93	\$1.91		\$674.07	\$3,332.47		
		11/25/16		\$2.54	Sell			5,420	\$13,766.80	\$10,325.93	\$1.91		\$674.07	\$3,440.87		
		11/28/16		\$2.53	Sell			5,420	\$13,712.60	\$10,325.93	\$1.91		\$674.07	\$3,386.67		
		11/29/16		\$2.55	Sell			5,420	\$13,821.00	\$10,325.93	\$1.91		\$674.07	\$3,495.07		
		11/30/16		\$2.47	Sell			5,420	\$13,387.40	\$10,325.93	\$1.91		\$674.07	\$3,061.47		
		12/01/16		\$2.33	Sell			5,420	\$12,628.60	\$10,325.93	\$1.91		\$674.07	\$2,302.67		
		12/02/16		\$2.34	Sell			5,420	\$12,682.80	\$10,325.93	\$1.91		\$674.07	\$2,356.87		
		12/05/16		\$2.40	Sell			5,420	\$13,008.00	\$10,325.93	\$1.91		\$674.07	\$2,682.07		
		12/06/16		\$2.41	Sell			5,420	\$13,062.20	\$10,325.93	\$1.91		\$674.07	\$2,736.27		
		12/07/16		\$2.50	Sell			5,420	\$13,550.00	\$10,325.93	\$1.91		\$674.07	\$3,224.07		
		12/08/16		\$2.52	Sell			5,420	\$13,658.40	\$10,325.93	\$1.91		\$674.07	\$3,332.47		
		12/09/16		\$2.58	Sell			5,420	\$13,983.60	\$10,325.93	\$1.91		\$674.07	\$3,657.67		
		12/12/16		\$2.54	Sell			5,420	\$13,766.80	\$10,325.93	\$1.91		\$674.07	\$3,440.87		
		12/13/16		\$2.64	Sell			5,420	\$14,308.80	\$10,325.93	\$1.91		\$674.07	\$3,982.87		
		12/14/16		\$2.62	Sell			5,420	\$14,200.40	\$10,325.93	\$1.91		\$674.07	\$3,874.47		


NDX 100 - 3x		Ticker: TQQQ		Number of Shares To Buy On: 1/2/15		1,507		Periodic Credit/Debit		\$550.00		Optional AA PLUS!		\$184.00		
Automated Investing With Discipline.						The Strategy That Adjusts. Automatically.				Initial Account (+/- Cash in/out):		\$66,500.00		Number of Buys: 63		
										Highest Amount Deployed:		\$52,493.78		Number of Sells: 57		
Total Amount Committed:		\$5,500.00		Force #	\$1.92	Action	Action	Action	Action	\$2,893.44	\$1.92	Action	\$2,606.56	Total Number of Trades: 120		
Next BUY At	Next SELL At	Date	Shares	Price	Action	Amount	Shares	Shares	Market Value	Deployed	Avg Cost	Override	Cash On Hand	Total Gain \$	Annualized %	+/- Cash
		12/15/16		\$2.64	Sell			5,420	\$14,308.80	\$10,325.93	\$1.91		\$674.07	\$3,982.87		
		12/16/16		\$2.60	Sell			5,420	\$14,092.00	\$10,325.93	\$1.91		\$674.07	\$3,766.07		
		12/19/16		\$2.64	Sell			5,420	\$14,308.80	\$10,325.93	\$1.91		\$674.07	\$3,982.87		
		12/20/16		\$2.67	Sell			5,420	\$14,471.40	\$10,325.93	\$1.91		\$674.07	\$4,145.47		
		12/21/16		\$2.66	Sell			5,420	\$14,417.20	\$10,325.93	\$1.91		\$674.07	\$4,091.27		
		12/22/16		\$2.64	Sell			5,420	\$14,308.80	\$10,325.93	\$1.91		\$674.07	\$3,982.87		
		12/23/16		\$2.64	Sell			5,420	\$14,308.80	\$10,325.93	\$1.91		\$674.07	\$3,982.87		
		12/27/16		\$2.68	Sell			5,420	\$14,525.60	\$10,325.93	\$1.91		\$674.07	\$4,199.67		
		12/28/16		\$2.62	Sell			5,420	\$14,200.40	\$10,325.93	\$1.91		\$674.07	\$3,874.47		
		12/29/16		\$2.61	Sell			5,420	\$14,146.20	\$10,325.93	\$1.91		\$674.07	\$3,820.27		
		12/30/16		\$2.53	Sell			5,420	\$13,712.60	\$10,325.93	\$1.91		\$674.07	\$3,386.67		
		01/03/17	2,335	\$2.59	Buy	\$6,047.65	2,335	7,755	\$20,085.45	\$16,373.58	\$2.11		\$676.42	\$3,711.87		\$6,050.00
		01/04/17		\$2.64	Sell			7,755	\$20,473.20	\$16,373.58	\$2.11		\$126.42	\$4,099.62		-\$550.00
		01/05/17		\$2.68	Sell			7,755	\$20,783.40	\$16,373.58	\$2.11		\$126.42	\$4,409.82		
		01/06/17		\$2.75	Sell			7,755	\$21,326.25	\$16,373.58	\$2.11		\$126.42	\$4,952.67		
		01/09/17		\$2.78	Sell			7,755	\$21,558.90	\$16,373.58	\$2.11		\$126.42	\$5,185.32		
		01/10/17		\$2.80	Sell			7,755	\$21,714.00	\$16,373.58	\$2.11		\$126.42	\$5,340.42		
		01/11/17		\$2.82	Sell			7,755	\$21,869.10	\$16,373.58	\$2.11		\$126.42	\$5,495.52		
		01/12/17		\$2.80	Sell			7,755	\$21,714.00	\$16,373.58	\$2.11		\$126.42	\$5,340.42		
		01/13/17		\$2.83	Sell			7,755	\$21,946.65	\$16,373.58	\$2.11		\$126.42	\$5,573.07		
		01/17/17		\$2.81	Sell			7,755	\$21,791.55	\$16,373.58	\$2.11		\$126.42	\$5,417.97		
		01/18/17		\$2.83	Sell			7,755	\$21,946.65	\$16,373.58	\$2.11		\$126.42	\$5,573.07		
		01/19/17		\$2.82	Sell			7,755	\$21,869.10	\$16,373.58	\$2.11		\$126.42	\$5,495.52		
		01/20/17		\$2.84	Sell			7,755	\$22,024.20	\$16,373.58	\$2.11		\$126.42	\$5,650.62		
		01/23/17		\$2.84	Sell			7,755	\$22,024.20	\$16,373.58	\$2.11		\$126.42	\$5,650.62		
		01/24/17		\$2.90	Sell			7,755	\$22,489.50	\$16,373.58	\$2.11		\$126.42	\$6,115.92		
		01/25/17		\$2.99	Sell	\$2,631.20	880	6,875	\$20,556.25	\$13,742.38	\$2.00		\$2,757.62	\$6,813.87		
		01/26/17		\$3.00	Sell			6,875	\$20,625.00	\$13,742.38	\$2.00		\$2,757.62	\$6,882.62		
		01/27/17		\$3.01	Sell			6,875	\$20,693.75	\$13,742.38	\$2.00		\$2,757.62	\$6,951.37		


Rule #2  
 Periodic Credit/Debit  
 +  
 Annual Addition  
 (\$5,500 + \$550)


NDX 100 - 3x		Ticker: TQQQ		Number of Shares To Buy On: 1/2/15		1,507		Periodic Credit/Debit		\$550.00		Optional AA PLUS!		\$184.00		
Automated Investing With Discipline.						The Strategy That Adjusts. Automatically.				Initial Account (+/- Cash in/out):		\$66,500.00		Number of Buys: 63		
										Highest Amount Deployed:		\$52,493.78		Number of Sells: 57		
Total Amount Committed:		\$5,500.00		Force #	\$1.92	Action	Action	Action	Action	\$2,893.44	\$1.92	Action	\$2,606.56	Total Number of Trades: 120		
Next BUY At	Next SELL At	Date	Shares	Price	Action	Amount	Shares	Shares	Market Value	Deployed	Avg Cost	Override	Cash On Hand	Total Gain \$	Annualized %	+/- Cash
		01/30/17		\$2.95	Sell			6,875	\$20,281.25	\$13,742.38	\$2.00		\$2,757.62	\$6,538.87		
		01/31/17		\$2.93	Sell			6,875	\$20,143.75	\$13,742.38	\$2.00		\$2,757.62	\$6,401.37		
		02/01/17		\$2.99	Sell			6,875	\$20,556.25	\$13,742.38	\$2.00		\$2,757.62	\$6,813.87		
		02/02/17		\$2.98	Sell			6,875	\$20,487.50	\$13,742.38	\$2.00		\$2,757.62	\$6,745.12		
		02/03/17		\$3.00	Sell			6,875	\$20,625.00	\$13,742.38	\$2.00		\$2,757.62	\$6,882.62		
		02/06/17		\$3.02	Sell			6,875	\$20,762.50	\$13,742.38	\$2.00		\$2,757.62	\$7,020.12		
		02/07/17		\$3.05	Sell			6,875	\$20,968.75	\$13,742.38	\$2.00		\$2,757.62	\$7,226.37		
		02/08/17		\$3.06	Sell			6,875	\$21,037.50	\$13,742.38	\$2.00		\$2,757.62	\$7,295.12		
		02/09/17		\$3.10	Sell			6,875	\$21,312.50	\$13,742.38	\$2.00		\$2,757.62	\$7,570.12		
		02/10/17		\$3.13	Sell			6,875	\$21,518.75	\$13,742.38	\$2.00		\$2,757.62	\$7,776.37		
		02/13/17		\$3.18	Sell			6,875	\$21,862.50	\$13,742.38	\$2.00		\$2,757.62	\$8,120.12		
		02/14/17		\$3.21	Sell			6,875	\$22,068.75	\$13,742.38	\$2.00		\$2,757.62	\$8,326.37		
		02/15/17		\$3.27	Sell			6,875	\$22,481.25	\$13,742.38	\$2.00		\$2,757.62	\$8,738.87		
		02/16/17		\$3.26	Sell			6,875	\$22,412.50	\$13,742.38	\$2.00		\$2,757.62	\$8,670.12		
		02/17/17		\$3.30	Sell	\$2,191.20	664	6,211	\$20,496.30	\$11,551.18	\$1.86		\$4,948.82	\$8,945.12		
		02/21/17		\$3.36	Sell			6,211	\$20,868.96	\$11,551.18	\$1.86		\$4,948.82	\$9,317.78		
		02/22/17		\$3.36	Sell			6,211	\$20,868.96	\$11,551.18	\$1.86		\$4,948.82	\$9,317.78		
		02/23/17		\$3.32	Sell			6,211	\$20,620.52	\$11,551.18	\$1.86		\$4,948.82	\$9,069.34		
		02/24/17		\$3.34	Sell			6,211	\$20,744.74	\$11,551.18	\$1.86		\$4,948.82	\$9,193.56		
		02/27/17		\$3.35	Sell			6,211	\$20,806.85	\$11,551.18	\$1.86		\$4,948.82	\$9,255.67		
		02/28/17		\$3.32	Sell			6,211	\$20,620.52	\$11,551.18	\$1.86		\$4,948.82	\$9,069.34		
		03/01/17		\$3.43	Sell			6,211	\$21,303.73	\$11,551.18	\$1.86		\$4,948.82	\$9,752.55		
		03/02/17		\$3.38	Sell			6,211	\$20,993.18	\$11,551.18	\$1.86		\$4,948.82	\$9,442.00		
		03/03/17		\$3.39	Sell			6,211	\$21,055.29	\$11,551.18	\$1.86		\$4,948.82	\$9,504.11		
		03/06/17		\$3.37	Sell			6,211	\$20,931.07	\$11,551.18	\$1.86		\$4,948.82	\$9,379.89		
		03/07/17		\$3.35	Sell			6,211	\$20,806.85	\$11,551.18	\$1.86		\$4,948.82	\$9,255.67		
		03/08/17		\$3.37	Sell			6,211	\$20,931.07	\$11,551.18	\$1.86		\$4,948.82	\$9,379.89		
		03/09/17		\$3.38	Sell			6,211	\$20,993.18	\$11,551.18	\$1.86		\$4,948.82	\$9,442.00		
		03/10/17		\$3.42	Sell			6,211	\$21,241.62	\$11,551.18	\$1.86		\$4,948.82	\$9,690.44		


NDX 100 - 3x		Ticker: TQQQ		Number of Shares To Buy On: 1/2/15		1,507		Periodic Credit/Debit		\$550.00		Optional AA PLUS!		\$184.00		
Automated Investing With Discipline.						The Strategy That Adjusts. Automatically.				Initial Account (+/- Cash in/out):		\$66,500.00		Number of Buys: 63		
										Highest Amount Deployed:		\$52,493.78		Number of Sells: 57		
Total Amount Committed:		\$5,500.00		Force #	\$1.92	Action	Action	Action	Shares	Market Value	\$2,893.44	\$1.92	Action	\$2,606.56	Total Number of Trades: 120	
Next BUY At	Next SELL At	Date	Shares	Price	Action	Amount	Shares	Shares	Market Value	Deployed	Avg Cost	Override	Cash On Hand	Total Gain \$	Annualized %	+/- Cash
		03/13/17		\$3.44	Sell			6,211	\$21,365.84	\$11,551.18	\$1.86		\$4,948.82	\$9,814.66		
		03/14/17		\$3.41	Sell			6,211	\$21,179.51	\$11,551.18	\$1.86		\$4,948.82	\$9,628.33		
		03/15/17		\$3.47	Sell			6,211	\$21,552.17	\$11,551.18	\$1.86		\$4,948.82	\$10,000.99		
		03/16/17		\$3.47	Sell			6,211	\$21,552.17	\$11,551.18	\$1.86		\$4,948.82	\$10,000.99		
		03/17/17		\$3.46	Sell			6,211	\$21,490.06	\$11,551.18	\$1.86		\$4,948.82	\$9,938.88		
		03/20/17		\$3.47	Sell			6,211	\$21,552.17	\$11,551.18	\$1.86		\$4,948.82	\$10,000.99		
		03/21/17		\$3.32	Sell			6,211	\$20,620.52	\$11,551.18	\$1.86		\$4,948.82	\$9,069.34		
		03/22/17		\$3.38	Sell			6,211	\$20,993.18	\$11,551.18	\$1.86		\$4,948.82	\$9,442.00		
		03/23/17		\$3.35	Sell			6,211	\$20,806.85	\$11,551.18	\$1.86		\$4,948.82	\$9,255.67		
		03/24/17		\$3.37	Sell			6,211	\$20,931.07	\$11,551.18	\$1.86		\$4,948.82	\$9,379.89		
		03/27/17		\$3.39	Sell			6,211	\$21,055.29	\$11,551.18	\$1.86		\$4,948.82	\$9,504.11		
		03/28/17		\$3.45	Sell			6,211	\$21,427.95	\$11,551.18	\$1.86		\$4,948.82	\$9,876.77		
		03/29/17		\$3.50	Sell			6,211	\$21,738.50	\$11,551.18	\$1.86		\$4,948.82	\$10,187.32		
		03/30/17		\$3.52	Sell			6,211	\$21,862.72	\$11,551.18	\$1.86		\$4,948.82	\$10,311.54		
		03/31/17		\$3.51	Sell			6,211	\$21,800.61	\$11,551.18	\$1.86		\$4,948.82	\$10,249.43		
		04/03/17		\$3.50	Sell			6,211	\$21,738.50	\$11,551.18	\$1.86		\$4,948.82	\$10,187.32		
		04/04/17		\$3.52	Sell			6,211	\$21,862.72	\$11,551.18	\$1.86		\$4,948.82	\$10,311.54		
		04/05/17		\$3.48	Sell			6,211	\$21,614.28	\$11,551.18	\$1.86		\$4,948.82	\$10,063.10		
		04/06/17		\$3.48	Sell			6,211	\$21,614.28	\$11,551.18	\$1.86		\$4,948.82	\$10,063.10		
		04/07/17		\$3.48	Sell			6,211	\$21,614.28	\$11,551.18	\$1.86		\$4,948.82	\$10,063.10		
		04/10/17		\$3.48	Sell			6,211	\$21,614.28	\$11,551.18	\$1.86		\$4,948.82	\$10,063.10		
		04/11/17		\$3.44	Sell			6,211	\$21,365.84	\$11,551.18	\$1.86		\$4,948.82	\$9,814.66		
		04/12/17		\$3.39	Sell			6,211	\$21,055.29	\$11,551.18	\$1.86		\$4,948.82	\$9,504.11		
		04/13/17		\$3.35	Sell			6,211	\$20,806.85	\$11,551.18	\$1.86		\$4,948.82	\$9,255.67		
		04/17/17		\$3.43	Sell			6,211	\$21,303.73	\$11,551.18	\$1.86		\$4,948.82	\$9,752.55		
		04/18/17		\$3.42	Sell			6,211	\$21,241.62	\$11,551.18	\$1.86		\$4,948.82	\$9,690.44		
		04/19/17		\$3.43	Sell			6,211	\$21,303.73	\$11,551.18	\$1.86		\$4,948.82	\$9,752.55		
		04/20/17		\$3.52	Sell			6,211	\$21,862.72	\$11,551.18	\$1.86		\$4,948.82	\$10,311.54		
		04/21/17		\$3.51	Sell			6,211	\$21,800.61	\$11,551.18	\$1.86		\$4,948.82	\$10,249.43		


NDX 100 - 3x		Ticker: TQQQ		Number of Shares To Buy On: 1/2/15		1,507		Periodic Credit/Debit		\$550.00		Optional AA PLUS!		\$184.00					
Automated Investing With Discipline.				AA AUTOMATED ALLOCATIONS		The Strategy That Adjusts. Automatically.						Initial Account (+/- Cash in/out):		\$66,500.00		Number of Buys:		63	
												Highest Amount Deployed:		\$52,493.78		Number of Sells:		57	
Total Amount Committed:		\$5,500.00		Force #	\$1.92	Action	Action	Action	Shares	Market Value	\$2,893.44	\$1.92	Action	\$2,606.56	Total Number of Trades:		120		
Next BUY At	Next SELL At	Date	Shares	Price	Action	Amount	Shares	Shares	Market Value	Deployed	Avg Cost	Override	Cash On Hand	Total Gain \$	Annualized %	+/- Cash			
		04/24/17		\$3.64	Sell			6,211	\$22,608.04	\$11,551.18	\$1.86		\$4,948.82	\$11,056.86					
		04/25/17		\$3.72	Sell	\$2,559.36	688	5,523	\$20,545.56	\$8,991.82	\$1.63		\$7,508.18	\$11,553.74					
		04/26/17		\$3.71	Sell			5,523	\$20,490.33	\$8,991.82	\$1.63		\$7,508.18	\$11,498.51					
		04/27/17		\$3.77	Sell			5,523	\$20,821.71	\$8,991.82	\$1.63		\$7,508.18	\$11,829.89					
		04/28/17		\$3.79	Sell			5,523	\$20,932.17	\$8,991.82	\$1.63		\$7,508.18	\$11,940.35					
		05/01/17	192	\$3.89	Buy	\$746.88	192	5,715	\$22,231.35	\$9,738.70	\$1.70		\$7,311.30	\$12,492.65		\$550.00			
		05/02/17		\$3.91	Sell			5,715	\$22,345.65	\$9,738.70	\$1.70		\$6,761.30	\$12,606.95		-\$550.00			
		05/03/17		\$3.87	Sell			5,715	\$22,117.05	\$9,738.70	\$1.70		\$6,761.30	\$12,378.35					
		05/04/17		\$3.88	Sell			5,715	\$22,174.20	\$9,738.70	\$1.70		\$6,761.30	\$12,435.50					
		05/05/17		\$3.92	Sell			5,715	\$22,402.80	\$9,738.70	\$1.70		\$6,761.30	\$12,664.10					
		05/08/17		\$3.94	Sell			5,715	\$22,517.10	\$9,738.70	\$1.70		\$6,761.30	\$12,778.40					
		05/09/17		\$3.99	Sell			5,715	\$22,802.85	\$9,738.70	\$1.70		\$6,761.30	\$13,064.15					
		05/10/17		\$3.99	Sell			5,715	\$22,802.85	\$9,738.70	\$1.70		\$6,761.30	\$13,064.15					
		05/11/17		\$3.98	Sell			5,715	\$22,745.70	\$9,738.70	\$1.70		\$6,761.30	\$13,007.00					
		05/12/17		\$4.01	Sell			5,715	\$22,917.15	\$9,738.70	\$1.70		\$6,761.30	\$13,178.45					
		05/15/17		\$4.05	Sell			5,715	\$23,145.75	\$9,738.70	\$1.70		\$6,761.30	\$13,407.05					
		05/16/17		\$4.10	Sell			5,715	\$23,431.50	\$9,738.70	\$1.70		\$6,761.30	\$13,692.80					
		05/17/17		\$3.79	Sell			5,715	\$21,659.85	\$9,738.70	\$1.70		\$6,761.30	\$11,921.15					
		05/18/17		\$3.88	Sell			5,715	\$22,174.20	\$9,738.70	\$1.70		\$6,761.30	\$12,435.50					
		05/19/17		\$3.93	Sell			5,715	\$22,459.95	\$9,738.70	\$1.70		\$6,761.30	\$12,721.25					
		05/22/17		\$4.03	Sell			5,715	\$23,031.45	\$9,738.70	\$1.70		\$6,761.30	\$13,292.75					
		05/23/17		\$4.04	Sell			5,715	\$23,088.60	\$9,738.70	\$1.70		\$6,761.30	\$13,349.90					
		05/24/17		\$4.10	Sell			5,715	\$23,431.50	\$9,738.70	\$1.70		\$6,761.30	\$13,692.80					
		05/25/17		\$4.21	Sell	\$2,749.13	653	5,062	\$21,311.02	\$6,989.57	\$1.38		\$9,510.43	\$14,321.45					
		05/26/17		\$4.22	Sell			5,062	\$21,361.64	\$6,989.57	\$1.38		\$9,510.43	\$14,372.07					
		05/30/17		\$4.23	Sell			5,062	\$21,412.26	\$6,989.57	\$1.38		\$9,510.43	\$14,422.69					
		05/31/17		\$4.23	Sell			5,062	\$21,412.26	\$6,989.57	\$1.38		\$9,510.43	\$14,422.69					
		06/01/17		\$4.28	Sell			5,062	\$21,665.36	\$6,989.57	\$1.38		\$9,510.43	\$14,675.79					
		06/02/17		\$4.42	Sell			5,062	\$22,374.04	\$6,989.57	\$1.38		\$9,510.43	\$15,384.47					

NDX 100 - 3x		Ticker: TQQQ		Number of Shares To Buy On: 1/2/15		1,507		Periodic Credit/Debit		\$550.00		Optional AA PLUS!		\$184.00		
Automated Investing With Discipline.				 AUTOMATED ALLOCATIONS		The Strategy That Adjusts. Automatically.				Initial Account (+/- Cash in/out):		\$66,500.00		Number of Buys: 63		
										Highest Amount Deployed:		\$52,493.78		Number of Sells: 57		
Total Amount Committed:		\$5,500.00		Force #	\$1.92	Action	Action	Action	Shares	Market Value	\$2,893.44	\$1.92	Action	\$2,606.56	Total Number of Trades: 120	
Next BUY At	Next SELL At	Date	Shares	Price	Action	Amount	Shares	Shares	Market Value	Deployed	Avg Cost	Override	Cash On Hand	Total Gain \$	Annualized %	+/- Cash
		06/05/17		\$4.42	Sell			5,062	\$22,374.04	\$6,989.57	\$1.38		\$9,510.43	\$15,384.47		
		06/06/17		\$4.37	Sell			5,062	\$22,120.94	\$6,989.57	\$1.38		\$9,510.43	\$15,131.37		
		06/07/17		\$4.42	Sell			5,062	\$22,374.04	\$6,989.57	\$1.38		\$9,510.43	\$15,384.47		
		06/08/17		\$4.43	Sell			5,062	\$22,424.66	\$6,989.57	\$1.38		\$9,510.43	\$15,435.09		
		06/09/17		\$4.11	Sell			5,062	\$20,804.82	\$6,989.57	\$1.38		\$9,510.43	\$13,815.25		
		06/12/17		\$4.03	Sell			5,062	\$20,399.86	\$6,989.57	\$1.38		\$9,510.43	\$13,410.29		
		06/13/17		\$4.13	Sell			5,062	\$20,906.06	\$6,989.57	\$1.38		\$9,510.43	\$13,916.49		
		06/14/17		\$4.07	Sell			5,062	\$20,602.34	\$6,989.57	\$1.38		\$9,510.43	\$13,612.77		
		06/15/17		\$4.02	Sell			5,062	\$20,349.24	\$6,989.57	\$1.38		\$9,510.43	\$13,359.67		
		06/16/17		\$3.97	Sell			5,062	\$20,096.14	\$6,989.57	\$1.38		\$9,510.43	\$13,106.57		
		06/19/17		\$4.16	Sell			5,062	\$21,057.92	\$6,989.57	\$1.38		\$9,510.43	\$14,068.35		
		06/20/17		\$4.07	Sell			5,062	\$20,602.34	\$6,989.57	\$1.38		\$9,510.43	\$13,612.77		
		06/21/17		\$4.19	Sell			5,062	\$21,209.78	\$6,989.57	\$1.38		\$9,510.43	\$14,220.21		
		06/22/17		\$4.18	Sell			5,062	\$21,159.16	\$6,989.57	\$1.38		\$9,510.43	\$14,169.59		
		06/23/17		\$4.23	Sell			5,062	\$21,412.26	\$6,989.57	\$1.38		\$9,510.43	\$14,422.69		
		06/26/17		\$4.17	Sell			5,062	\$21,108.54	\$6,989.57	\$1.38		\$9,510.43	\$14,118.97		
		06/27/17		\$3.94	Sell			5,062	\$19,944.28	\$6,989.57	\$1.38		\$9,510.43	\$12,954.71		
		06/28/17		\$4.11	Sell			5,062	\$20,804.82	\$6,989.57	\$1.38		\$9,510.43	\$13,815.25		
		06/29/17		\$3.90	Sell			5,062	\$19,741.80	\$6,989.57	\$1.38		\$9,510.43	\$12,752.23		
		06/30/17		\$3.89	Sell			5,062	\$19,691.18	\$6,989.57	\$1.38		\$9,510.43	\$12,701.61		
		07/03/17		\$3.78	Sell			5,062	\$19,134.36	\$6,989.57	\$1.38		\$9,510.43	\$12,144.79		
		07/05/17		\$3.89	Sell			5,062	\$19,691.18	\$6,989.57	\$1.38		\$9,510.43	\$12,701.61		
		07/06/17		\$3.78	Sell			5,062	\$19,134.36	\$6,989.57	\$1.38		\$9,510.43	\$12,144.79		
		07/07/17		\$3.90	Sell			5,062	\$19,741.80	\$6,989.57	\$1.38		\$9,510.43	\$12,752.23		
		07/10/17		\$3.98	Sell			5,062	\$20,146.76	\$6,989.57	\$1.38		\$9,510.43	\$13,157.19		
		07/11/17		\$4.01	Sell			5,062	\$20,298.62	\$6,989.57	\$1.38		\$9,510.43	\$13,309.05		
		07/12/17		\$4.16	Sell			5,062	\$21,057.92	\$6,989.57	\$1.38		\$9,510.43	\$14,068.35		
		07/13/17		\$4.18	Sell			5,062	\$21,159.16	\$6,989.57	\$1.38		\$9,510.43	\$14,169.59		
		07/14/17		\$4.28	Sell			5,062	\$21,665.36	\$6,989.57	\$1.38		\$9,510.43	\$14,675.79		

NDX 100 - 3x		Ticker: TQQQ		Number of Shares To Buy On: 1/2/15		1,507		Periodic Credit/Debit		\$550.00		Optional AA PLUS!		\$184.00		
Automated Investing With Discipline.						The Strategy That Adjusts. Automatically.				Initial Account (+/- Cash in/out):		\$66,500.00		Number of Buys: 63		
										Highest Amount Deployed:		\$52,493.78		Number of Sells: 57		
Total Amount Committed:		\$5,500.00		Force #	\$1.92	Action	Action	Action	Shares	Market Value	\$2,893.44	\$1.92	Action	\$2,606.56	Total Number of Trades: 120	
Next BUY At	Next SELL At	Date	Shares	Price	Action	Amount	Shares	Shares	Market Value	Deployed	Avg Cost	Override	Cash On Hand	Total Gain \$	Annualized %	+/- Cash
		07/17/17		\$4.28	Sell			5,062	\$21,665.36	\$6,989.57	\$1.38		\$9,510.43	\$14,675.79		
		07/18/17		\$4.37	Sell			5,062	\$22,120.94	\$6,989.57	\$1.38		\$9,510.43	\$15,131.37		
		07/19/17		\$4.45	Sell			5,062	\$22,525.90	\$6,989.57	\$1.38		\$9,510.43	\$15,536.33		
		07/20/17		\$4.47	Sell			5,062	\$22,627.14	\$6,989.57	\$1.38		\$9,510.43	\$15,637.57		
		07/21/17		\$4.46	Sell			5,062	\$22,576.52	\$6,989.57	\$1.38		\$9,510.43	\$15,586.95		
		07/24/17		\$4.52	Sell			5,062	\$22,880.24	\$6,989.57	\$1.38		\$9,510.43	\$15,890.67		
		07/25/17		\$4.49	Sell			5,062	\$22,728.38	\$6,989.57	\$1.38		\$9,510.43	\$15,738.81		
		07/26/17		\$4.53	Sell			5,062	\$22,930.86	\$6,989.57	\$1.38		\$9,510.43	\$15,941.29		
		07/27/17		\$4.45	Sell			5,062	\$22,525.90	\$6,989.57	\$1.38		\$9,510.43	\$15,536.33		
		07/28/17		\$4.43	Sell			5,062	\$22,424.66	\$6,989.57	\$1.38		\$9,510.43	\$15,435.09		
		07/31/17		\$4.37	Sell			5,062	\$22,120.94	\$6,989.57	\$1.38		\$9,510.43	\$15,131.37		
		08/01/17		\$4.40	Sell			5,062	\$22,272.80	\$6,989.57	\$1.38		\$9,510.43	\$15,283.23		
		08/02/17		\$4.43	Sell			5,062	\$22,424.66	\$6,989.57	\$1.38		\$9,510.43	\$15,435.09		
		08/03/17		\$4.39	Sell			5,062	\$22,222.18	\$6,989.57	\$1.38		\$9,510.43	\$15,232.61		
		08/04/17		\$4.41	Sell			5,062	\$22,323.42	\$6,989.57	\$1.38		\$9,510.43	\$15,333.85		
		08/07/17		\$4.48	Sell			5,062	\$22,677.76	\$6,989.57	\$1.38		\$9,510.43	\$15,688.19		
		08/08/17		\$4.47	Sell			5,062	\$22,627.14	\$6,989.57	\$1.38		\$9,510.43	\$15,637.57		
		08/09/17		\$4.45	Sell			5,062	\$22,525.90	\$6,989.57	\$1.38		\$9,510.43	\$15,536.33		
		08/10/17		\$4.16	Sell			5,062	\$21,057.92	\$6,989.57	\$1.38		\$9,510.43	\$14,068.35		
		08/11/17		\$4.26	Sell			5,062	\$21,564.12	\$6,989.57	\$1.38		\$9,510.43	\$14,574.55		
		08/14/17		\$4.42	Sell			5,062	\$22,374.04	\$6,989.57	\$1.38		\$9,510.43	\$15,384.47		
		08/15/17		\$4.43	Sell			5,062	\$22,424.66	\$6,989.57	\$1.38		\$9,510.43	\$15,435.09		
		08/16/17		\$4.45	Sell			5,062	\$22,525.90	\$6,989.57	\$1.38		\$9,510.43	\$15,536.33		
		08/17/17		\$4.18	Sell			5,062	\$21,159.16	\$6,989.57	\$1.38		\$9,510.43	\$14,169.59		
		08/18/17		\$4.16	Sell			5,062	\$21,057.92	\$6,989.57	\$1.38		\$9,510.43	\$14,068.35		
		08/21/17		\$4.16	Sell			5,062	\$21,057.92	\$6,989.57	\$1.38		\$9,510.43	\$14,068.35		
		08/22/17		\$4.34	Sell			5,062	\$21,969.08	\$6,989.57	\$1.38		\$9,510.43	\$14,979.51		
		08/23/17		\$4.29	Sell			5,062	\$21,715.98	\$6,989.57	\$1.38		\$9,510.43	\$14,726.41		
		08/24/17		\$4.26	Sell			5,062	\$21,564.12	\$6,989.57	\$1.38		\$9,510.43	\$14,574.55		


NDX 100 - 3x		Ticker: TQQQ		Number of Shares To Buy On: 1/2/15		1,507		Periodic Credit/Debit		\$550.00		Optional AA PLUS!		\$184.00		
Automated Investing With Discipline.				 AUTOMATED ALLOCATIONS		The Strategy That Adjusts. Automatically.				Initial Account (+/- Cash in/out):		\$66,500.00		Number of Buys: 63		
										Highest Amount Deployed:		\$52,493.78		Number of Sells: 57		
Total Amount Committed:		\$5,500.00		Force #	\$1.92	Action	Action	Action	Shares	Market Value	\$2,893.44	\$1.92	Action	\$2,606.56	Total Number of Trades: 120	
Next BUY At	Next SELL At	Date	Shares	Price	Action	Amount	Shares	Shares	Market Value	Deployed	Avg Cost	Override	Cash On Hand	Total Gain \$	Annualized %	+/- Cash
		08/25/17		\$4.23	Sell			5,062	\$21,412.26	\$6,989.57	\$1.38		\$9,510.43	\$14,422.69		
		08/28/17		\$4.27	Sell			5,062	\$21,614.74	\$6,989.57	\$1.38		\$9,510.43	\$14,625.17		
		08/29/17		\$4.32	Sell			5,062	\$21,867.84	\$6,989.57	\$1.38		\$9,510.43	\$14,878.27		
		08/30/17		\$4.47	Sell			5,062	\$22,627.14	\$6,989.57	\$1.38		\$9,510.43	\$15,637.57		
		08/31/17		\$4.59	Sell			5,062	\$23,234.58	\$6,989.57	\$1.38		\$9,510.43	\$16,245.01		
		09/01/17	163	\$4.59	Buy	\$748.17	163	5,225	\$23,982.75	\$7,737.74	\$1.48		\$9,312.26	\$16,245.01		\$550.00
		09/05/17		\$4.47	Sell			5,225	\$23,355.75	\$7,737.74	\$1.48		\$8,762.26	\$15,618.01		-\$550.00
		09/06/17		\$4.51	Sell			5,225	\$23,564.75	\$7,737.74	\$1.48		\$8,762.26	\$15,827.01		
		09/07/17		\$4.53	Sell			5,225	\$23,669.25	\$7,737.74	\$1.48		\$8,762.26	\$15,931.51		
		09/08/17		\$4.42	Sell			5,225	\$23,094.50	\$7,737.74	\$1.48		\$8,762.26	\$15,356.76		
		09/11/17		\$4.56	Sell			5,225	\$23,826.00	\$7,737.74	\$1.48		\$8,762.26	\$16,088.26		
		09/12/17		\$4.60	Sell			5,225	\$24,035.00	\$7,737.74	\$1.48		\$8,762.26	\$16,297.26		
		09/13/17		\$4.62	Sell			5,225	\$24,139.50	\$7,737.74	\$1.48		\$8,762.26	\$16,401.76		
		09/14/17		\$4.54	Sell			5,225	\$23,721.50	\$7,737.74	\$1.48		\$8,762.26	\$15,983.76		
		09/15/17		\$4.58	Sell			5,225	\$23,930.50	\$7,737.74	\$1.48		\$8,762.26	\$16,192.76		
		09/18/17		\$4.57	Sell			5,225	\$23,878.25	\$7,737.74	\$1.48		\$8,762.26	\$16,140.51		
		09/19/17		\$4.59	Sell			5,225	\$23,982.75	\$7,737.74	\$1.48		\$8,762.26	\$16,245.01		
		09/20/17		\$4.55	Sell			5,225	\$23,773.75	\$7,737.74	\$1.48		\$8,762.26	\$16,036.01		
		09/21/17		\$4.46	Sell			5,225	\$23,303.50	\$7,737.74	\$1.48		\$8,762.26	\$15,565.76		
		09/22/17		\$4.45	Sell			5,225	\$23,251.25	\$7,737.74	\$1.48		\$8,762.26	\$15,513.51		
		09/25/17		\$4.31	Sell			5,225	\$22,519.75	\$7,737.74	\$1.48		\$8,762.26	\$14,782.01		
		09/26/17		\$4.34	Sell			5,225	\$22,676.50	\$7,737.74	\$1.48		\$8,762.26	\$14,938.76		
		09/27/17		\$4.46	Sell			5,225	\$23,303.50	\$7,737.74	\$1.48		\$8,762.26	\$15,565.76		
		09/28/17		\$4.45	Sell			5,225	\$23,251.25	\$7,737.74	\$1.48		\$8,762.26	\$15,513.51		
		09/29/17		\$4.55	Sell			5,225	\$23,773.75	\$7,737.74	\$1.48		\$8,762.26	\$16,036.01		
		10/02/17		\$4.56	Sell			5,225	\$23,826.00	\$7,737.74	\$1.48		\$8,762.26	\$16,088.26		
		10/03/17		\$4.59	Sell			5,225	\$23,982.75	\$7,737.74	\$1.48		\$8,762.26	\$16,245.01		
		10/04/17		\$4.60	Sell			5,225	\$24,035.00	\$7,737.74	\$1.48		\$8,762.26	\$16,297.26		
		10/05/17		\$4.73	Sell	\$2,677.18	566	4,659	\$22,037.07	\$5,060.56	\$1.09		\$11,439.44	\$16,976.51		

NDX 100 - 3x		Ticker: TQQQ		Number of Shares To Buy On: 1/2/15		1,507		Periodic Credit/Debit		\$550.00		Optional AA PLUS!		\$184.00		
Automated Investing With Discipline.						The Strategy That Adjusts. Automatically.				Initial Account (+/- Cash in/out):		\$66,500.00		Number of Buys: 63		
										Highest Amount Deployed:		\$52,493.78		Number of Sells: 57		
Total Amount Committed:		\$5,500.00		Force #	\$1.92	Action	Action	Action	Action	\$2,893.44	\$1.92	Action	\$2,606.56	Total Number of Trades: 120		
Next BUY At	Next SELL At	Date	Shares	Price	Action	Amount	Shares	Shares	Market Value	Deployed	Avg Cost	Override	Cash On Hand	Total Gain \$	Annualized %	+/- Cash
		10/06/17		\$4.75	Sell			4,659	\$22,130.25	\$5,060.56	\$1.09		\$11,439.44	\$17,069.69		
		10/09/17		\$4.74	Sell			4,659	\$22,083.66	\$5,060.56	\$1.09		\$11,439.44	\$17,023.10		
		10/10/17		\$4.75	Sell			4,659	\$22,130.25	\$5,060.56	\$1.09		\$11,439.44	\$17,069.69		
		10/11/17		\$4.79	Sell			4,659	\$22,316.61	\$5,060.56	\$1.09		\$11,439.44	\$17,256.05		
		10/12/17		\$4.76	Sell			4,659	\$22,176.84	\$5,060.56	\$1.09		\$11,439.44	\$17,116.28		
		10/13/17		\$4.82	Sell			4,659	\$22,456.38	\$5,060.56	\$1.09		\$11,439.44	\$17,395.82		
		10/16/17		\$4.87	Sell			4,659	\$22,689.33	\$5,060.56	\$1.09		\$11,439.44	\$17,628.77		
		10/17/17		\$4.88	Sell			4,659	\$22,735.92	\$5,060.56	\$1.09		\$11,439.44	\$17,675.36		
		10/18/17		\$4.86	Sell			4,659	\$22,642.74	\$5,060.56	\$1.09		\$11,439.44	\$17,582.18		
		10/19/17		\$4.81	Sell			4,659	\$22,409.79	\$5,060.56	\$1.09		\$11,439.44	\$17,349.23		
		10/20/17		\$4.84	Sell			4,659	\$22,549.56	\$5,060.56	\$1.09		\$11,439.44	\$17,489.00		
		10/23/17		\$4.75	Sell			4,659	\$22,130.25	\$5,060.56	\$1.09		\$11,439.44	\$17,069.69		
		10/24/17		\$4.78	Sell			4,659	\$22,270.02	\$5,060.56	\$1.09		\$11,439.44	\$17,209.46		
		10/25/17		\$4.72	Sell			4,659	\$21,990.48	\$5,060.56	\$1.09		\$11,439.44	\$16,929.92		
		10/26/17		\$4.68	Sell			4,659	\$21,804.12	\$5,060.56	\$1.09		\$11,439.44	\$16,743.56		
		10/27/17		\$5.08	Sell			4,659	\$23,667.72	\$5,060.56	\$1.09		\$11,439.44	\$18,607.16		
		10/30/17		\$5.12	Sell			4,659	\$23,854.08	\$5,060.56	\$1.09		\$11,439.44	\$18,793.52		
		10/31/17		\$5.17	Sell			4,659	\$24,087.03	\$5,060.56	\$1.09		\$11,439.44	\$19,026.47		
		11/01/17		\$5.16	Sell			4,659	\$24,040.44	\$5,060.56	\$1.09		\$11,439.44	\$18,979.88		
		11/02/17		\$5.14	Sell			4,659	\$23,947.26	\$5,060.56	\$1.09		\$11,439.44	\$18,886.70		
		11/03/17		\$5.28	Sell	\$2,576.64	488	4,171	\$22,022.88	\$2,483.92	\$0.60		\$14,016.08	\$19,538.96		
		11/06/17		\$5.33	Sell			4,171	\$22,231.43	\$2,483.92	\$0.60		\$14,016.08	\$19,747.51		
		11/07/17		\$5.34	Sell			4,171	\$22,273.14	\$2,483.92	\$0.60		\$14,016.08	\$19,789.22		
		11/08/17		\$5.41	Sell			4,171	\$22,565.11	\$2,483.92	\$0.60		\$14,016.08	\$20,081.19		
		11/09/17		\$5.32	Sell			4,171	\$22,189.72	\$2,483.92	\$0.60		\$14,016.08	\$19,705.80		
		11/10/17		\$5.32	Sell			4,171	\$22,189.72	\$2,483.92	\$0.60		\$14,016.08	\$19,705.80		
		11/13/17		\$5.34	Sell			4,171	\$22,273.14	\$2,483.92	\$0.60		\$14,016.08	\$19,789.22		
		11/14/17		\$5.28	Sell			4,171	\$22,022.88	\$2,483.92	\$0.60		\$14,016.08	\$19,538.96		
		11/15/17		\$5.21	Sell			4,171	\$21,730.91	\$2,483.92	\$0.60		\$14,016.08	\$19,246.99		


NDX 100 - 3x		Ticker: TQQQ		Number of Shares To Buy On: 1/2/15		1,507		Periodic Credit/Debit		\$550.00		Optional AA PLUS!		\$184.00		
Automated Investing With Discipline.						The Strategy That Adjusts. Automatically.				Initial Account (+/- Cash in/out):		\$66,500.00		Number of Buys: 63		
Total Amount Committed:				\$5,500.00		Force #		\$1.92		Action		\$2,606.56		Total Number of Trades: 120		
Next BUY At	Next SELL At	Date	Shares	Price	Action	Action Amount	Action Shares	Shares	Market Value	Deployed	Avg Cost	Override	Cash On Hand	Total Gain \$	Annualized %	+/- Cash
		11/16/17		\$5.40	Sell			4,171	\$22,523.40	\$2,483.92	\$0.60		\$14,016.08	\$20,039.48		
		11/17/17		\$5.34	Sell			4,171	\$22,273.14	\$2,483.92	\$0.60		\$14,016.08	\$19,789.22		
		11/20/17		\$5.33	Sell			4,171	\$22,231.43	\$2,483.92	\$0.60		\$14,016.08	\$19,747.51		
		11/21/17		\$5.50	Sell			4,171	\$22,940.50	\$2,483.92	\$0.60		\$14,016.08	\$20,456.58		
		11/22/17		\$5.52	Sell			4,171	\$23,023.92	\$2,483.92	\$0.60		\$14,016.08	\$20,540.00		
		11/24/17		\$5.58	Sell			4,171	\$23,274.18	\$2,483.92	\$0.60		\$14,016.08	\$20,790.26		
		11/27/17		\$5.57	Sell			4,171	\$23,232.47	\$2,483.92	\$0.60		\$14,016.08	\$20,748.55		
		11/28/17		\$5.61	Sell			4,171	\$23,399.31	\$2,483.92	\$0.60		\$14,016.08	\$20,915.39		
		11/29/17		\$5.32	Sell			4,171	\$22,189.72	\$2,483.92	\$0.60		\$14,016.08	\$19,705.80		
		11/30/17		\$5.45	Sell			4,171	\$22,731.95	\$2,483.92	\$0.60		\$14,016.08	\$20,248.03		
		12/01/17		\$5.38	Sell			4,171	\$22,439.98	\$2,483.92	\$0.60		\$14,016.08	\$19,956.06		
		12/04/17		\$5.20	Sell			4,171	\$21,689.20	\$2,483.92	\$0.60		\$14,016.08	\$19,205.28		
		12/05/17		\$5.20	Sell			4,171	\$21,689.20	\$2,483.92	\$0.60		\$14,016.08	\$19,205.28		
		12/06/17		\$5.27	Sell			4,171	\$21,981.17	\$2,483.92	\$0.60		\$14,016.08	\$19,497.25		
		12/07/17		\$5.32	Sell			4,171	\$22,189.72	\$2,483.92	\$0.60		\$14,016.08	\$19,705.80		
		12/08/17		\$5.39	Sell			4,171	\$22,481.69	\$2,483.92	\$0.60		\$14,016.08	\$19,997.77		
		12/11/17		\$5.52	Sell			4,171	\$23,023.92	\$2,483.92	\$0.60		\$14,016.08	\$20,540.00		
		12/12/17		\$5.50	Sell			4,171	\$22,940.50	\$2,483.92	\$0.60		\$14,016.08	\$20,456.58		
		12/13/17		\$5.53	Sell			4,171	\$23,065.63	\$2,483.92	\$0.60		\$14,016.08	\$20,581.71		
		12/14/17		\$5.52	Sell			4,171	\$23,023.92	\$2,483.92	\$0.60		\$14,016.08	\$20,540.00		
		12/15/17		\$5.70	Sell			4,171	\$23,774.70	\$2,483.92	\$0.60		\$14,016.08	\$21,290.78		
		12/18/17		\$5.84	Sell	\$2,365.20	405	3,766	\$21,993.44	\$118.72	\$0.03		\$16,381.28	\$21,874.72		
		12/19/17		\$5.75	Sell			3,766	\$21,654.50	\$118.72	\$0.03		\$16,381.28	\$21,535.78		
		12/20/17		\$5.72	Sell			3,766	\$21,541.52	\$118.72	\$0.03		\$16,381.28	\$21,422.80		
		12/21/17		\$5.72	Sell			3,766	\$21,541.52	\$118.72	\$0.03		\$16,381.28	\$21,422.80		
		12/22/17		\$5.70	Sell			3,766	\$21,466.20	\$118.72	\$0.03		\$16,381.28	\$21,347.48		
		12/26/17		\$5.61	Sell			3,766	\$21,127.26	\$118.72	\$0.03		\$16,381.28	\$21,008.54		
		12/27/17		\$5.61	Sell			3,766	\$21,127.26	\$118.72	\$0.03		\$16,381.28	\$21,008.54		
		12/28/17		\$5.63	Sell			3,766	\$21,202.58	\$118.72	\$0.03		\$16,381.28	\$21,083.86		


NDX 100 - 3x		Ticker: TQQQ		Number of Shares To Buy On: 1/2/15		1,507		Periodic Credit/Debit		\$550.00		Optional AA PLUS!		\$184.00		
Automated Investing With Discipline.				AA AUTOMATED ALLOCATIONS		The Strategy That Adjusts. Automatically.				Initial Account (+/- Cash in/out):		\$66,500.00		Number of Buys: 63		
										Highest Amount Deployed:		\$52,493.78		Number of Sells: 57		
Total Amount Committed:		\$5,500.00		Force #	\$1.92	Action	Action	Action		\$2,893.44	\$1.92	Action	\$2,606.56	Total Number of Trades: 120		
Next BUY At	Next SELL At	Date	Shares	Price	Action	Amount	Shares	Shares	Market Value	Deployed	Avg Cost	Override	Cash On Hand	Total Gain \$	Annualized %	+/- Cash
		12/29/17		\$5.52	Sell			3,766	\$20,788.32	\$118.72	\$0.03		\$16,381.28	\$20,669.60		
		01/02/18	1,419	\$5.80	Buy	\$8,230.20	1,419	5,185	\$30,073.00	\$8,348.92	\$1.61		\$14,201.08	\$21,724.08		\$6,050.00
		01/03/18		\$5.97	Sell			5,185	\$30,954.45	\$8,348.92	\$1.61		\$13,651.08	\$22,605.53		-\$550.00
		01/04/18		\$6.01	Sell			5,185	\$31,161.85	\$8,348.92	\$1.61		\$13,651.08	\$22,812.93		
		01/05/18		\$6.19	Sell			5,185	\$32,095.15	\$8,348.92	\$1.61		\$13,651.08	\$23,746.23		
		01/08/18		\$6.26	Sell			5,185	\$32,458.10	\$8,348.92	\$1.61		\$13,651.08	\$24,109.18		
		01/09/18		\$6.26	Sell			5,185	\$32,458.10	\$8,348.92	\$1.61		\$13,651.08	\$24,109.18		
		01/10/18		\$6.22	Sell			5,185	\$32,250.70	\$8,348.92	\$1.61		\$13,651.08	\$23,901.78		
		01/11/18		\$6.34	Sell			5,185	\$32,872.90	\$8,348.92	\$1.61		\$13,651.08	\$24,523.98		
		01/12/18		\$6.48	Sell	\$3,356.64	518	4,667	\$30,242.16	\$4,992.28	\$1.07		\$17,007.72	\$25,249.88		
		01/16/18		\$6.43	Sell			4,667	\$30,008.81	\$4,992.28	\$1.07		\$17,007.72	\$25,016.53		
		01/17/18		\$6.63	Sell			4,667	\$30,942.21	\$4,992.28	\$1.07		\$17,007.72	\$25,949.93		
		01/18/18		\$6.64	Sell			4,667	\$30,988.88	\$4,992.28	\$1.07		\$17,007.72	\$25,996.60		
		01/19/18		\$6.70	Sell			4,667	\$31,268.90	\$4,992.28	\$1.07		\$17,007.72	\$26,276.62		
		01/22/18		\$6.91	Sell			4,667	\$32,248.97	\$4,992.28	\$1.07		\$17,007.72	\$27,256.69		
		01/23/18		\$7.08	Sell			4,667	\$33,042.36	\$4,992.28	\$1.07		\$17,007.72	\$28,050.08		
		01/24/18		\$6.94	Sell			4,667	\$32,388.98	\$4,992.28	\$1.07		\$17,007.72	\$27,396.70		
		01/25/18		\$6.93	Sell			4,667	\$32,342.31	\$4,992.28	\$1.07		\$17,007.72	\$27,350.03		
		01/26/18		\$7.24	Sell	\$3,518.64	486	4,181	\$30,270.44	\$1,473.64	\$0.35		\$20,526.36	\$28,796.80		
		01/29/18		\$7.14	Sell			4,181	\$29,852.34	\$1,473.64	\$0.35		\$20,526.36	\$28,378.70		
		01/30/18		\$6.96	Sell			4,181	\$29,099.76	\$1,473.64	\$0.35		\$20,526.36	\$27,626.12		
		01/31/18		\$7.05	Sell			4,181	\$29,476.05	\$1,473.64	\$0.35		\$20,526.36	\$28,002.41		
		02/01/18		\$6.87	Sell			4,181	\$28,723.47	\$1,473.64	\$0.35		\$20,526.36	\$27,249.83		
		02/02/18		\$6.45	Sell			4,181	\$26,967.45	\$1,473.64	\$0.35		\$20,526.36	\$25,493.81		
		02/05/18		\$5.71	Buy			4,181	\$23,873.51	\$1,473.64	\$0.35		\$20,526.36	\$22,399.87		
		02/06/18		\$6.15	Buy			4,181	\$25,713.15	\$1,473.64	\$0.35		\$20,526.36	\$24,239.51		
		02/07/18		\$5.90	Buy			4,181	\$24,667.90	\$1,473.64	\$0.35		\$20,526.36	\$23,194.26		
		02/08/18		\$5.17	Buy			4,181	\$21,615.77	\$1,473.64	\$0.35		\$20,526.36	\$20,142.13		
		02/09/18		\$5.42	Buy			4,181	\$22,661.02	\$1,473.64	\$0.35		\$20,526.36	\$21,187.38		

Rule #2  
Periodic Credit/Debit  
+  
Annual Addition  
(\$5,500 + \$550)

NDX 100 - 3x		Ticker: TQQQ		Number of Shares To Buy On: 1/2/15		1,507		Periodic Credit/Debit		\$550.00		Optional AA PLUS!		\$184.00		
Automated Investing With Discipline.				 AUTOMATED ALLOCATIONS		The Strategy That Adjusts. Automatically.				Initial Account (+/- Cash in/out):		\$66,500.00		Number of Buys: 63		
Total Amount Committed:				\$5,500.00		Force #		\$1.92		Action		\$2,606.56		Total Number of Trades: 120		
Next BUY At	Next SELL At	Date	Shares	Price	Action	Action Amount	Action Shares	Shares	Market Value	Deployed	Avg Cost	Override	Cash On Hand	Total Gain \$	Annualized %	+/- Cash
		02/12/18		\$5.72	Buy			4,181	\$23,915.32	\$1,473.64	\$0.35		\$20,526.36	\$22,441.68		
		02/13/18		\$5.79	Buy			4,181	\$24,207.99	\$1,473.64	\$0.35		\$20,526.36	\$22,734.35		
		02/14/18		\$6.13	Buy			4,181	\$25,629.53	\$1,473.64	\$0.35		\$20,526.36	\$24,155.89		
		02/15/18		\$6.45	Sell			4,181	\$26,967.45	\$1,473.64	\$0.35		\$20,526.36	\$25,493.81		
		02/16/18		\$6.38	Sell			4,181	\$26,674.78	\$1,473.64	\$0.35		\$20,526.36	\$25,201.14		
		02/20/18		\$6.41	Sell			4,181	\$26,800.21	\$1,473.64	\$0.35		\$20,526.36	\$25,326.57		
		02/21/18		\$6.35	Sell			4,181	\$26,549.35	\$1,473.64	\$0.35		\$20,526.36	\$25,075.71		
		02/22/18		\$6.35	Sell			4,181	\$26,549.35	\$1,473.64	\$0.35		\$20,526.36	\$25,075.71		
		02/23/18		\$6.73	Sell			4,181	\$28,138.13	\$1,473.64	\$0.35		\$20,526.36	\$26,664.49		
		02/26/18		\$7.00	Sell			4,181	\$29,267.00	\$1,473.64	\$0.35		\$20,526.36	\$27,793.36		
		02/27/18		\$6.75	Sell			4,181	\$28,221.75	\$1,473.64	\$0.35		\$20,526.36	\$26,748.11		
		02/28/18		\$6.61	Sell			4,181	\$27,636.41	\$1,473.64	\$0.35		\$20,526.36	\$26,162.77		
		03/01/18		\$6.30	Sell			4,181	\$26,340.30	\$1,473.64	\$0.35		\$20,526.36	\$24,866.66		
		03/02/18		\$6.47	Sell			4,181	\$27,051.07	\$1,473.64	\$0.35		\$20,526.36	\$25,577.43		
		03/05/18		\$6.67	Sell			4,181	\$27,887.27	\$1,473.64	\$0.35		\$20,526.36	\$26,413.63		
		03/06/18		\$6.76	Sell			4,181	\$28,263.56	\$1,473.64	\$0.35		\$20,526.36	\$26,789.92		
		03/07/18		\$6.81	Sell			4,181	\$28,472.61	\$1,473.64	\$0.35		\$20,526.36	\$26,998.97		
		03/08/18		\$6.91	Sell			4,181	\$28,890.71	\$1,473.64	\$0.35		\$20,526.36	\$27,417.07		
		03/09/18		\$7.31	Sell			4,181	\$30,563.11	\$1,473.64	\$0.35		\$20,526.36	\$29,089.47		
		03/12/18		\$7.42	Sell			4,181	\$31,023.02	\$1,473.64	\$0.35		\$20,526.36	\$29,549.38		
		03/13/18		\$7.15	Sell			4,181	\$29,894.15	\$1,473.64	\$0.35		\$20,526.36	\$28,420.51		
		03/14/18		\$7.13	Sell			4,181	\$29,810.53	\$1,473.64	\$0.35		\$20,526.36	\$28,336.89		
		03/15/18		\$7.09	Sell			4,181	\$29,643.29	\$1,473.64	\$0.35		\$20,526.36	\$28,169.65		
		03/16/18		\$7.05	Sell			4,181	\$29,476.05	\$1,473.64	\$0.35		\$20,526.36	\$28,002.41		
		03/19/18		\$6.60	Sell			4,181	\$27,594.60	\$1,473.64	\$0.35		\$20,526.36	\$26,120.96		
		03/20/18		\$6.65	Sell			4,181	\$27,803.65	\$1,473.64	\$0.35		\$20,526.36	\$26,330.01		
		03/21/18		\$6.56	Sell			4,181	\$27,427.36	\$1,473.64	\$0.35		\$20,526.36	\$25,953.72		
		03/22/18		\$6.08	Buy			4,181	\$25,420.48	\$1,473.64	\$0.35		\$20,526.36	\$23,946.84		
		03/23/18		\$5.59	Buy			4,181	\$23,371.79	\$1,473.64	\$0.35		\$20,526.36	\$21,898.15		


NDX 100 - 3x			Ticker: <b>TQQQ</b>		Number of Shares To Buy On: <b>1/2/15</b>		<b>1,507</b>		Periodic Credit/Debit <b>\$550.00</b>				Optional AA PLUS! <b>\$184.00</b>				
Automated Investing With Discipline.				 <b>AUTOMATED ALLOCATIONS</b>		The Strategy That Adjusts. Automatically.				Initial Account (+/- Cash in/out):		<b>\$66,500.00</b>		Number of Buys:			<b>63</b>
										Highest Amount Deployed:		<b>\$52,493.78</b>		Number of Sells:			<b>57</b>
Total Amount Committed:			<b>\$5,500.00</b>		Force #	\$1.92	Action	Action	Action	\$2,893.44	\$1.92	Action	\$2,606.56	Total Number of Trades:			<b>120</b>
Next BUY At	Next SELL At	Date	Shares	Price	Action	Action Amount	Shares	Shares	Market Value	Deployed	Avg Cost	Override	Cash On Hand	Total Gain \$	Annualized %	+/- Cash	
		03/26/18		\$6.22	Buy			4,181	\$26,005.82	\$1,473.64	\$0.35		\$20,526.36	\$24,532.18			
		03/27/18		\$5.62	Buy			4,181	\$23,497.22	\$1,473.64	\$0.35		\$20,526.36	\$22,023.58			
		03/28/18		\$5.43	Buy			4,181	\$22,702.83	\$1,473.64	\$0.35		\$20,526.36	\$21,229.19			
		03/29/18		\$5.73	Buy			4,181	\$23,957.13	\$1,473.64	\$0.35		\$20,526.36	\$22,483.49			
		04/02/18		\$5.22	Buy			4,181	\$21,824.82	\$1,473.64	\$0.35		\$20,526.36	\$20,351.18			
		04/03/18		\$5.39	Buy			4,181	\$22,535.59	\$1,473.64	\$0.35		\$20,526.36	\$21,061.95			
		04/04/18		\$5.65	Buy			4,181	\$23,622.65	\$1,473.64	\$0.35		\$20,526.36	\$22,149.01			
		04/05/18		\$5.74	Buy			4,181	\$23,998.94	\$1,473.64	\$0.35		\$20,526.36	\$22,525.30			
		04/06/18		\$5.31	Buy			4,181	\$22,201.11	\$1,473.64	\$0.35		\$20,526.36	\$20,727.47			
		04/09/18		\$5.41	Buy			4,181	\$22,619.21	\$1,473.64	\$0.35		\$20,526.36	\$21,145.57			
		04/10/18		\$5.77	Buy			4,181	\$24,124.37	\$1,473.64	\$0.35		\$20,526.36	\$22,650.73			
		04/11/18		\$5.68	Buy			4,181	\$23,748.08	\$1,473.64	\$0.35		\$20,526.36	\$22,274.44			
		04/12/18		\$5.87	Buy			4,181	\$24,542.47	\$1,473.64	\$0.35		\$20,526.36	\$23,068.83			
		04/13/18		\$5.79	Buy			4,181	\$24,207.99	\$1,473.64	\$0.35		\$20,526.36	\$22,734.35			
		04/16/18		\$5.91	Buy			4,181	\$24,709.71	\$1,473.64	\$0.35		\$20,526.36	\$23,236.07			
		04/17/18		\$6.29	Sell			4,181	\$26,298.49	\$1,473.64	\$0.35		\$20,526.36	\$24,824.85			
		04/18/18		\$6.34	Sell			4,181	\$26,507.54	\$1,473.64	\$0.35		\$20,526.36	\$25,033.90			
		04/19/18		\$6.16	Buy			4,181	\$25,754.96	\$1,473.64	\$0.35		\$20,526.36	\$24,281.32			
		04/20/18		\$5.87	Buy			4,181	\$24,542.47	\$1,473.64	\$0.35		\$20,526.36	\$23,068.83			
		04/23/18		\$5.82	Buy			4,181	\$24,333.42	\$1,473.64	\$0.35		\$20,526.36	\$22,859.78			
		04/24/18		\$5.45	Buy			4,181	\$22,786.45	\$1,473.64	\$0.35		\$20,526.36	\$21,312.81			
		04/25/18		\$5.47	Buy			4,181	\$22,870.07	\$1,473.64	\$0.35		\$20,526.36	\$21,396.43			
		04/26/18		\$5.81	Buy			4,181	\$24,291.61	\$1,473.64	\$0.35		\$20,526.36	\$22,817.97			
		04/27/18		\$5.83	Buy			4,181	\$24,375.23	\$1,473.64	\$0.35		\$20,526.36	\$22,901.59			
		04/30/18		\$5.70	Buy			4,181	\$23,831.70	\$1,473.64	\$0.35		\$20,526.36	\$22,358.06			
				05/01/18	71	Buy	\$418.19	71	4,252	\$25,044.28	\$1,891.83	\$0.44	\$20,658.17	\$23,152.45		\$550.00	
				05/02/18		Sell			4,252	\$24,576.56	\$1,891.83	\$0.44	\$20,108.17	\$22,684.73		-\$550.00	
				05/03/18		Buy			4,252	\$24,576.56	\$1,891.83	\$0.44	\$20,108.17	\$22,684.73			
				05/04/18		Buy			4,252	\$25,979.72	\$1,891.83	\$0.44	\$20,108.17	\$24,087.89			


NDX 100 - 3x		Ticker: TQQQ		Number of Shares To Buy On: 1/2/15		1,507		Periodic Credit/Debit		\$550.00		Optional AA PLUS!		\$184.00		
Automated Investing With Discipline.				 AUTOMATED ALLOCATIONS		The Strategy That Adjusts. Automatically.				Initial Account (+/- Cash in/out):		\$66,500.00		Number of Buys: 63		
										Highest Amount Deployed:		\$52,493.78		Number of Sells: 57		
Total Amount Committed:		\$5,500.00		Force #	\$1.92	Action	Action	Action	Action	\$2,893.44	\$1.92	Action	\$2,606.56	Total Number of Trades: 120		
Next BUY At	Next SELL At	Date	Shares	Price	Action	Amount	Shares	Shares	Market Value	Deployed	Avg Cost	Override	Cash On Hand	Total Gain \$	Annualized %	+/- Cash
		05/07/18		\$6.26	Buy			4,252	\$26,617.52	\$1,891.83	\$0.44		\$20,108.17	\$24,725.69		
		05/08/18		\$6.23	Buy			4,252	\$26,489.96	\$1,891.83	\$0.44		\$20,108.17	\$24,598.13		
		05/09/18		\$6.44	Sell			4,252	\$27,382.88	\$1,891.83	\$0.44		\$20,108.17	\$25,491.05		
		05/10/18		\$6.64	Sell			4,252	\$28,233.28	\$1,891.83	\$0.44		\$20,108.17	\$26,341.45		
		05/11/18		\$6.62	Sell			4,252	\$28,148.24	\$1,891.83	\$0.44		\$20,108.17	\$26,256.41		
		05/14/18		\$6.65	Sell			4,252	\$28,275.80	\$1,891.83	\$0.44		\$20,108.17	\$26,383.97		
		05/15/18		\$6.44	Sell			4,252	\$27,382.88	\$1,891.83	\$0.44		\$20,108.17	\$25,491.05		
		05/16/18		\$6.56	Sell			4,252	\$27,893.12	\$1,891.83	\$0.44		\$20,108.17	\$26,001.29		
		05/17/18		\$6.48	Sell			4,252	\$27,552.96	\$1,891.83	\$0.44		\$20,108.17	\$25,661.13		
		05/18/18		\$6.38	Sell			4,252	\$27,127.76	\$1,891.83	\$0.44		\$20,108.17	\$25,235.93		
		05/21/18		\$6.49	Sell			4,252	\$27,595.48	\$1,891.83	\$0.44		\$20,108.17	\$25,703.65		
		05/22/18		\$6.46	Sell			4,252	\$27,467.92	\$1,891.83	\$0.44		\$20,108.17	\$25,576.09		
		05/23/18		\$6.62	Sell			4,252	\$28,148.24	\$1,891.83	\$0.44		\$20,108.17	\$26,256.41		
		05/24/18		\$6.61	Sell			4,252	\$28,105.72	\$1,891.83	\$0.44		\$20,108.17	\$26,213.89		
		05/25/18		\$6.63	Sell			4,252	\$28,190.76	\$1,891.83	\$0.44		\$20,108.17	\$26,298.93		
		05/29/18		\$6.55	Sell			4,252	\$27,850.60	\$1,891.83	\$0.44		\$20,108.17	\$25,958.77		
		05/30/18		\$6.69	Sell			4,252	\$28,445.88	\$1,891.83	\$0.44		\$20,108.17	\$26,554.05		
		05/31/18		\$6.67	Sell			4,252	\$28,360.84	\$1,891.83	\$0.44		\$20,108.17	\$26,469.01		
		06/01/18		\$6.98	Sell			4,252	\$29,678.96	\$1,891.83	\$0.44		\$20,108.17	\$27,787.13		
		06/04/18		\$7.16	Sell			4,252	\$30,444.32	\$1,891.83	\$0.44		\$20,108.17	\$28,552.49		
		06/05/18		\$7.23	Sell			4,252	\$30,741.96	\$1,891.83	\$0.44		\$20,108.17	\$28,850.13		
		06/06/18		\$7.35	Sell			4,252	\$31,252.20	\$1,891.83	\$0.44		\$20,108.17	\$29,360.37		
		06/07/18		\$7.18	Sell			4,252	\$30,529.36	\$1,891.83	\$0.44		\$20,108.17	\$28,637.53		
		06/08/18		\$7.18	Sell			4,252	\$30,529.36	\$1,891.83	\$0.44		\$20,108.17	\$28,637.53		
		06/11/18		\$7.23	Sell			4,252	\$30,741.96	\$1,891.83	\$0.44		\$20,108.17	\$28,850.13		
		06/12/18		\$7.35	Sell			4,252	\$31,252.20	\$1,891.83	\$0.44		\$20,108.17	\$29,360.37		
		06/13/18		\$7.34	Sell			4,252	\$31,209.68	\$1,891.83	\$0.44		\$20,108.17	\$29,317.85		
		06/14/18		\$7.56	Sell			4,252	\$32,145.12	\$1,891.83	\$0.44		\$20,108.17	\$30,253.29		
		06/15/18		\$7.49	Sell			4,252	\$31,847.48	\$1,891.83	\$0.44		\$20,108.17	\$29,955.65		


NDX 100 - 3x		Ticker: TQQQ		Number of Shares To Buy On: 1/2/15		1,507		Periodic Credit/Debit		\$550.00		Optional AA PLUS!		\$184.00		
Automated Investing With Discipline.				 AUTOMATED ALLOCATIONS		The Strategy That Adjusts. Automatically.				Initial Account (+/- Cash in/out):		\$66,500.00		Number of Buys: 63		
										Highest Amount Deployed:		\$52,493.78		Number of Sells: 57		
Total Amount Committed:		\$5,500.00		Force #	\$1.92	Action	Action	Action	Shares	Market Value	\$2,893.44	\$1.92	Action	\$2,606.56	Total Number of Trades: 120	
Next BUY At	Next SELL At	Date	Shares	Price	Action	Amount	Shares	Shares	Market Value	Deployed	Avg Cost	Override	Cash On Hand	Total Gain \$	Annualized %	+/- Cash
		06/18/18		\$7.47	Sell			4,252	\$31,762.44	\$1,891.83	\$0.44		\$20,108.17	\$29,870.61		
		06/19/18		\$7.40	Sell			4,252	\$31,464.80	\$1,891.83	\$0.44		\$20,108.17	\$29,572.97		
		06/20/18		\$7.56	Sell			4,252	\$32,145.12	\$1,891.83	\$0.44		\$20,108.17	\$30,253.29		
		06/21/18		\$7.36	Sell			4,252	\$31,294.72	\$1,891.83	\$0.44		\$20,108.17	\$29,402.89		
		06/22/18		\$7.29	Sell			4,252	\$30,997.08	\$1,891.83	\$0.44		\$20,108.17	\$29,105.25		
		06/25/18		\$6.82	Sell			4,252	\$28,998.64	\$1,891.83	\$0.44		\$20,108.17	\$27,106.81		
		06/26/18		\$6.90	Sell			4,252	\$29,338.80	\$1,891.83	\$0.44		\$20,108.17	\$27,446.97		
		06/27/18		\$6.62	Sell			4,252	\$28,148.24	\$1,891.83	\$0.44		\$20,108.17	\$26,256.41		
		06/28/18		\$6.79	Sell			4,252	\$28,871.08	\$1,891.83	\$0.44		\$20,108.17	\$26,979.25		
		06/29/18		\$6.82	Sell			4,252	\$28,998.64	\$1,891.83	\$0.44		\$20,108.17	\$27,106.81		
		07/02/18		\$6.97	Sell			4,252	\$29,636.44	\$1,891.83	\$0.44		\$20,108.17	\$27,744.61		
		07/03/18		\$6.73	Sell			4,252	\$28,615.96	\$1,891.83	\$0.44		\$20,108.17	\$26,724.13		
		07/05/18		\$6.98	Sell			4,252	\$29,678.96	\$1,891.83	\$0.44		\$20,108.17	\$27,787.13		
		07/06/18		\$7.29	Sell			4,252	\$30,997.08	\$1,891.83	\$0.44		\$20,108.17	\$29,105.25		
		07/09/18		\$7.49	Sell			4,252	\$31,847.48	\$1,891.83	\$0.44		\$20,108.17	\$29,955.65		
		07/10/18		\$7.51	Sell			4,252	\$31,932.52	\$1,891.83	\$0.44		\$20,108.17	\$30,040.69		
		07/11/18		\$7.40	Sell			4,252	\$31,464.80	\$1,891.83	\$0.44		\$20,108.17	\$29,572.97		
		07/12/18		\$7.77	Sell			4,252	\$33,038.04	\$1,891.83	\$0.44		\$20,108.17	\$31,146.21		
		07/13/18		\$7.79	Sell			4,252	\$33,123.08	\$1,891.83	\$0.44		\$20,108.17	\$31,231.25		
		07/16/18		\$7.74	Sell			4,252	\$32,910.48	\$1,891.83	\$0.44		\$20,108.17	\$31,018.65		
		07/17/18		\$7.88	Sell			4,252	\$33,505.76	\$1,891.83	\$0.44		\$20,108.17	\$31,613.93		
		07/18/18		\$7.83	Sell			4,252	\$33,293.16	\$1,891.83	\$0.44		\$20,108.17	\$31,401.33		
		07/19/18		\$7.71	Sell			4,252	\$32,782.92	\$1,891.83	\$0.44		\$20,108.17	\$30,891.09		
		07/20/18		\$7.70	Sell			4,252	\$32,740.40	\$1,891.83	\$0.44		\$20,108.17	\$30,848.57		
		07/23/18		\$7.77	Sell			4,252	\$33,038.04	\$1,891.83	\$0.44		\$20,108.17	\$31,146.21		
		07/24/18		\$7.87	Sell			4,252	\$33,463.24	\$1,891.83	\$0.44		\$20,108.17	\$31,571.41		
		07/25/18		\$8.20	Sell	\$3,985.20	486	3,766	\$30,881.20	-\$2,093.37	-\$0.56		\$24,093.37	\$32,974.57		
		07/26/18		\$7.84	Sell			3,766	\$29,525.44	-\$2,093.37	-\$0.56		\$24,093.37	\$31,618.81		
		07/27/18		\$7.51	Sell			3,766	\$28,282.66	-\$2,093.37	-\$0.56		\$24,093.37	\$30,376.03		

NDX 100 - 3x		Ticker: TQQQ		Number of Shares To Buy On: 1/2/15		1,507		Periodic Credit/Debit		\$550.00		Optional AA PLUS!		\$184.00		
Automated Investing With Discipline.				AA AUTOMATED ALLOCATIONS		The Strategy That Adjusts. Automatically.				Initial Account (+/- Cash in/out):		\$66,500.00		Number of Buys: 63		
Total Amount Committed:				\$5,500.00		Force #		\$1.92		Action		\$2,606.56		Total Number of Trades: 120		
Next BUY At	Next SELL At	Date	Shares	Price	Action	Action Amount	Action Shares	Shares	Market Value	Deployed	Avg Cost	Override	Cash On Hand	Total Gain \$	Annualized %	+/- Cash
		07/30/18		\$7.19	Sell			3,766	\$27,077.54	-\$2,093.37	-\$0.56		\$24,093.37	\$29,170.91		
		07/31/18		\$7.33	Sell			3,766	\$27,604.78	-\$2,093.37	-\$0.56		\$24,093.37	\$29,698.15		
		08/01/18		\$7.43	Sell			3,766	\$27,981.38	-\$2,093.37	-\$0.56		\$24,093.37	\$30,074.75		
		08/02/18		\$7.73	Sell			3,766	\$29,111.18	-\$2,093.37	-\$0.56		\$24,093.37	\$31,204.55		
		08/03/18		\$7.80	Sell			3,766	\$29,374.80	-\$2,093.37	-\$0.56		\$24,093.37	\$31,468.17		
		08/06/18		\$7.94	Sell			3,766	\$29,902.04	-\$2,093.37	-\$0.56		\$24,093.37	\$31,995.41		
		08/07/18		\$8.02	Sell			3,766	\$30,203.32	-\$2,093.37	-\$0.56		\$24,093.37	\$32,296.69		
		08/08/18		\$8.04	Sell			3,766	\$30,278.64	-\$2,093.37	-\$0.56		\$24,093.37	\$32,372.01		
		08/09/18		\$8.03	Sell			3,766	\$30,240.98	-\$2,093.37	-\$0.56		\$24,093.37	\$32,334.35		
		08/10/18		\$7.85	Sell			3,766	\$29,563.10	-\$2,093.37	-\$0.56		\$24,093.37	\$31,656.47		
		08/13/18		\$7.82	Sell			3,766	\$29,450.12	-\$2,093.37	-\$0.56		\$24,093.37	\$31,543.49		
		08/14/18		\$7.97	Sell			3,766	\$30,015.02	-\$2,093.37	-\$0.56		\$24,093.37	\$32,108.39		
		08/15/18		\$7.68	Sell			3,766	\$28,922.88	-\$2,093.37	-\$0.56		\$24,093.37	\$31,016.25		
		08/16/18		\$7.75	Sell			3,766	\$29,186.50	-\$2,093.37	-\$0.56		\$24,093.37	\$31,279.87		
		08/17/18		\$7.75	Sell			3,766	\$29,186.50	-\$2,093.37	-\$0.56		\$24,093.37	\$31,279.87		
		08/20/18		\$7.73	Sell			3,766	\$29,111.18	-\$2,093.37	-\$0.56		\$24,093.37	\$31,204.55		
		08/21/18		\$7.81	Sell			3,766	\$29,412.46	-\$2,093.37	-\$0.56		\$24,093.37	\$31,505.83		
		08/22/18		\$7.90	Sell			3,766	\$29,751.40	-\$2,093.37	-\$0.56		\$24,093.37	\$31,844.77		
		08/23/18		\$7.86	Sell			3,766	\$29,600.76	-\$2,093.37	-\$0.56		\$24,093.37	\$31,694.13		
		08/24/18		\$8.08	Sell			3,766	\$30,429.28	-\$2,093.37	-\$0.56		\$24,093.37	\$32,522.65		
		08/27/18		\$8.32	Sell			3,766	\$31,333.12	-\$2,093.37	-\$0.56		\$24,093.37	\$33,426.49		
		08/28/18		\$8.36	Sell			3,766	\$31,483.76	-\$2,093.37	-\$0.56		\$24,093.37	\$33,577.13		
		08/29/18		\$8.65	Sell			3,766	\$32,575.90	-\$2,093.37	-\$0.56		\$24,093.37	\$34,669.27		
		08/30/18		\$8.60	Sell			3,766	\$32,387.60	-\$2,093.37	-\$0.56		\$24,093.37	\$34,480.97		
		08/31/18		\$8.63	Sell			3,766	\$32,500.58	-\$2,093.37	-\$0.56		\$24,093.37	\$34,593.95		
		09/04/18	87	\$8.53	Buy	\$742.11	87	3,853	\$32,866.09	-\$1,351.26	-\$0.35		\$23,901.26	\$34,217.35		\$550.00
		09/05/18		\$8.19	Sell			3,853	\$31,556.07	-\$1,351.26	-\$0.35		\$23,351.26	\$32,907.33		-\$550.00
		09/06/18		\$7.96	Sell			3,853	\$30,669.88	-\$1,351.26	-\$0.35		\$23,351.26	\$32,021.14		
		09/07/18		\$7.89	Sell			3,853	\$30,400.17	-\$1,351.26	-\$0.35		\$23,351.26	\$31,751.43		

Rule #2  
Periodic Credit/Debit


NDX 100 - 3x		Ticker: TQQQ		Number of Shares To Buy On: 1/2/15		1,507		Periodic Credit/Debit		\$550.00		Optional AA PLUS!		\$184.00		
Automated Investing With Discipline.				 AUTOMATED ALLOCATIONS		The Strategy That Adjusts. Automatically.				Initial Account (+/- Cash in/out):		\$66,500.00		Number of Buys: 63		
Total Amount Committed:				\$5,500.00		Force #		\$1.92		Action		\$2,606.56		Total Number of Trades: 120		
Next BUY At	Next SELL At	Date	Shares	Price	Action	Action Amount	Action Shares	Shares	Market Value	Deployed	Avg Cost	Override	Cash On Hand	Total Gain \$	Annualized %	+/- Cash
		09/10/18		\$7.95	Sell			3,853	\$30,631.35	-\$1,351.26	-\$0.35		\$23,351.26	\$31,982.61		
		09/11/18		\$8.13	Sell			3,853	\$31,324.89	-\$1,351.26	-\$0.35		\$23,351.26	\$32,676.15		
		09/12/18		\$8.06	Sell			3,853	\$31,055.18	-\$1,351.26	-\$0.35		\$23,351.26	\$32,406.44		
		09/13/18		\$8.30	Sell			3,853	\$31,979.90	-\$1,351.26	-\$0.35		\$23,351.26	\$33,331.16		
		09/14/18		\$8.24	Sell			3,853	\$31,748.72	-\$1,351.26	-\$0.35		\$23,351.26	\$33,099.98		
		09/17/18		\$7.89	Sell			3,853	\$30,400.17	-\$1,351.26	-\$0.35		\$23,351.26	\$31,751.43		
		09/18/18		\$8.08	Sell			3,853	\$31,132.24	-\$1,351.26	-\$0.35		\$23,351.26	\$32,483.50		
		09/19/18		\$8.06	Sell			3,853	\$31,055.18	-\$1,351.26	-\$0.35		\$23,351.26	\$32,406.44		
		09/20/18		\$8.31	Sell			3,853	\$32,018.43	-\$1,351.26	-\$0.35		\$23,351.26	\$33,369.69		
		09/21/18		\$8.18	Sell			3,853	\$31,517.54	-\$1,351.26	-\$0.35		\$23,351.26	\$32,868.80		
		09/24/18		\$8.25	Sell			3,853	\$31,787.25	-\$1,351.26	-\$0.35		\$23,351.26	\$33,138.51		
		09/25/18		\$8.28	Sell			3,853	\$31,902.84	-\$1,351.26	-\$0.35		\$23,351.26	\$33,254.10		
		09/26/18		\$8.27	Sell			3,853	\$31,864.31	-\$1,351.26	-\$0.35		\$23,351.26	\$33,215.57		
		09/27/18		\$8.50	Sell			3,853	\$32,750.50	-\$1,351.26	-\$0.35		\$23,351.26	\$34,101.76		
		09/28/18		\$8.49	Sell			3,853	\$32,711.97	-\$1,351.26	-\$0.35		\$23,351.26	\$34,063.23		
		10/01/18		\$8.54	Sell			3,853	\$32,904.62	-\$1,351.26	-\$0.35		\$23,351.26	\$34,255.88		
		10/02/18		\$8.49	Sell			3,853	\$32,711.97	-\$1,351.26	-\$0.35		\$23,351.26	\$34,063.23		
		10/03/18		\$8.52	Sell			3,853	\$32,827.56	-\$1,351.26	-\$0.35		\$23,351.26	\$34,178.82		
		10/04/18		\$8.03	Sell			3,853	\$30,939.59	-\$1,351.26	-\$0.35		\$23,351.26	\$32,290.85		
		10/05/18		\$7.73	Sell			3,853	\$29,783.69	-\$1,351.26	-\$0.35		\$23,351.26	\$31,134.95		
		10/08/18		\$7.59	Sell			3,853	\$29,244.27	-\$1,351.26	-\$0.35		\$23,351.26	\$30,595.53		
		10/09/18		\$7.65	Sell			3,853	\$29,475.45	-\$1,351.26	-\$0.35		\$23,351.26	\$30,826.71		
		10/10/18		\$6.66	Buy			3,853	\$25,660.98	-\$1,351.26	-\$0.35		\$23,351.26	\$27,012.24		
		10/11/18		\$6.39	Buy			3,853	\$24,620.67	-\$1,351.26	-\$0.35		\$23,351.26	\$25,971.93		
		10/12/18		\$6.93	Buy			3,853	\$26,701.29	-\$1,351.26	-\$0.35		\$23,351.26	\$28,052.55		
		10/15/18		\$6.66	Buy			3,853	\$25,660.98	-\$1,351.26	-\$0.35		\$23,351.26	\$27,012.24		
		10/16/18		\$7.24	Sell			3,853	\$27,895.72	-\$1,351.26	-\$0.35		\$23,351.26	\$29,246.98		
		10/17/18		\$7.26	Sell			3,853	\$27,972.78	-\$1,351.26	-\$0.35		\$23,351.26	\$29,324.04		
		10/18/18		\$6.76	Buy			3,853	\$26,046.28	-\$1,351.26	-\$0.35		\$23,351.26	\$27,397.54		


NDX 100 - 3x		Ticker: TQQQ		Number of Shares To Buy On: 1/2/15		1,507		Periodic Credit/Debit		\$550.00		Optional AA PLUS!		\$184.00		
Automated Investing With Discipline.				 AUTOMATED ALLOCATIONS		The Strategy That Adjusts. Automatically.				Initial Account (+/- Cash in/out):		\$66,500.00		Number of Buys: 63		
Total Amount Committed:				\$5,500.00		Force #		\$1.92		Action		\$2,606.56		Total Number of Trades: 120		
Next BUY At	Next SELL At	Date	Shares	Price	Action	Action Amount	Shares	Shares	Market Value	Deployed	Avg Cost	Override	Cash On Hand	Total Gain \$	Annualized %	+/- Cash
		10/19/18		\$6.73	Buy			3,853	\$25,930.69	-\$1,351.26	-\$0.35		\$23,351.26	\$27,281.95		
		10/22/18		\$6.83	Buy			3,853	\$26,315.99	-\$1,351.26	-\$0.35		\$23,351.26	\$27,667.25		
		10/23/18		\$6.76	Buy			3,853	\$26,046.28	-\$1,351.26	-\$0.35		\$23,351.26	\$27,397.54		
		10/24/18		\$5.84	Buy			3,853	\$22,501.52	-\$1,351.26	-\$0.35		\$23,351.26	\$23,852.78		
		10/25/18		\$6.44	Buy			3,853	\$24,813.32	-\$1,351.26	-\$0.35		\$23,351.26	\$26,164.58		
		10/26/18		\$5.94	Buy			3,853	\$22,886.82	-\$1,351.26	-\$0.35		\$23,351.26	\$24,238.08		
		10/29/18		\$5.62	Buy	\$3,518.12	626	4,479	\$25,171.98	\$2,166.86	\$0.48		\$19,833.14	\$23,005.12		
		10/30/18		\$5.84	Buy			4,479	\$26,157.36	\$2,166.86	\$0.48		\$19,833.14	\$23,990.50		
		10/31/18		\$6.23	Buy			4,479	\$27,904.17	\$2,166.86	\$0.48		\$19,833.14	\$25,737.31		
		11/01/18		\$6.50	Sell			4,479	\$29,113.50	\$2,166.86	\$0.48		\$19,833.14	\$26,946.64		
		11/02/18		\$6.21	Buy			4,479	\$27,814.59	\$2,166.86	\$0.48		\$19,833.14	\$25,647.73		
		11/05/18		\$6.15	Buy			4,479	\$27,545.85	\$2,166.86	\$0.48		\$19,833.14	\$25,378.99		
		11/06/18		\$6.28	Buy			4,479	\$28,128.12	\$2,166.86	\$0.48		\$19,833.14	\$25,961.26		
		11/07/18		\$6.86	Sell			4,479	\$30,725.94	\$2,166.86	\$0.48		\$19,833.14	\$28,559.08		
		11/08/18		\$6.74	Sell			4,479	\$30,188.46	\$2,166.86	\$0.48		\$19,833.14	\$28,021.60		
		11/09/18		\$6.40	Buy			4,479	\$28,665.60	\$2,166.86	\$0.48		\$19,833.14	\$26,498.74		
		11/12/18		\$5.84	Buy			4,479	\$26,157.36	\$2,166.86	\$0.48		\$19,833.14	\$23,990.50		
		11/13/18		\$5.84	Buy			4,479	\$26,157.36	\$2,166.86	\$0.48		\$19,833.14	\$23,990.50		
		11/14/18		\$5.69	Buy			4,479	\$25,485.51	\$2,166.86	\$0.48		\$19,833.14	\$23,318.65		
		11/15/18		\$5.99	Buy			4,479	\$26,829.21	\$2,166.86	\$0.48		\$19,833.14	\$24,662.35		
		11/16/18		\$5.93	Buy			4,479	\$26,560.47	\$2,166.86	\$0.48		\$19,833.14	\$24,393.61		
		11/19/18		\$5.36	Buy			4,479	\$24,007.44	\$2,166.86	\$0.48		\$19,833.14	\$21,840.58		
		11/20/18		\$5.06	Buy	\$4,164.38	823	5,302	\$26,828.12	\$6,331.24	\$1.19		\$15,668.76	\$20,496.88		
		11/21/18		\$5.17	Buy			5,302	\$27,411.34	\$6,331.24	\$1.19		\$15,668.76	\$21,080.10		
		11/23/18		\$5.06	Buy			5,302	\$26,828.12	\$6,331.24	\$1.19		\$15,668.76	\$20,496.88		
		11/26/18		\$5.41	Buy			5,302	\$28,683.82	\$6,331.24	\$1.19		\$15,668.76	\$22,352.58		
		11/27/18		\$5.46	Buy			5,302	\$28,948.92	\$6,331.24	\$1.19		\$15,668.76	\$22,617.68		
		11/28/18		\$5.98	Sell			5,302	\$31,705.96	\$6,331.24	\$1.19		\$15,668.76	\$25,374.72		
		11/29/18		\$5.93	Sell			5,302	\$31,440.86	\$6,331.24	\$1.19		\$15,668.76	\$25,109.62		

NDX 100 - 3x		Ticker: TQQQ	Number of Shares To Buy On: 1/2/15 1,507			Periodic Credit/Debit \$550.00		Optional AA PLUS! \$184.00								
Automated Investing With Discipline.			 <b>AUTOMATED ALLOCATIONS</b> The Strategy That Adjusts. Automatically.			Initial Account (+/- Cash in/out): \$66,500.00		Number of Buys: 63								
						Highest Amount Deployed: \$52,493.78		Number of Sells: 57								
Total Amount Committed: \$5,500.00		Force #	\$1.92		Action	Action			\$2,893.44	\$1.92	Action	\$2,606.56	Total Number of Trades: 120			
Next BUY At	Next SELL At	Date	Shares	Price	Action	Action Amount	Shares	Shares	Market Value	Deployed	Avg Cost	Override	Cash On Hand	Total Gain \$	Annualized %	+/- Cash
		11/30/18		\$6.05	Sell			5,302	\$32,077.10	\$6,331.24	\$1.19		\$15,668.76	\$25,745.86		
		12/03/18		\$6.36	Sell			5,302	\$33,720.72	\$6,331.24	\$1.19		\$15,668.76	\$27,389.48		
		12/04/18		\$5.66	Buy			5,302	\$30,009.32	\$6,331.24	\$1.19		\$15,668.76	\$23,678.08		
		12/06/18		\$5.74	Buy			5,302	\$30,433.48	\$6,331.24	\$1.19		\$15,668.76	\$24,102.24		
		12/07/18		\$5.18	Buy			5,302	\$27,464.36	\$6,331.24	\$1.19		\$15,668.76	\$21,133.12		
		12/10/18		\$5.34	Buy			5,302	\$28,312.68	\$6,331.24	\$1.19		\$15,668.76	\$21,981.44		
		12/11/18		\$5.40	Buy			5,302	\$28,630.80	\$6,331.24	\$1.19		\$15,668.76	\$22,299.56		
		12/12/18		\$5.54	Buy			5,302	\$29,373.08	\$6,331.24	\$1.19		\$15,668.76	\$23,041.84		
		12/13/18		\$5.54	Buy			5,302	\$29,373.08	\$6,331.24	\$1.19		\$15,668.76	\$23,041.84		
		12/14/18		\$5.12	Buy			5,302	\$27,146.24	\$6,331.24	\$1.19		\$15,668.76	\$20,815.00		
		12/17/18		\$4.79	Buy	\$3,242.83	677	5,979	\$28,639.41	\$9,574.07	\$1.60		\$12,425.93	\$19,065.34		
		12/18/18		\$4.87	Buy			5,979	\$29,117.73	\$9,574.07	\$1.60		\$12,425.93	\$19,543.66		
		12/19/18		\$4.52	Buy			5,979	\$27,025.08	\$9,574.07	\$1.60		\$12,425.93	\$17,451.01		
		12/20/18		\$4.34	Buy	\$4,257.54	981	6,960	\$30,206.40	\$13,831.61	\$1.99		\$8,168.39	\$16,374.79		
		12/21/18		\$3.92	Buy	\$4,919.60	1,255	8,215	\$32,202.80	\$18,751.21	\$2.28		\$3,248.79	\$13,451.59		
		12/24/18	894	\$3.63	Buy	\$3,245.22	894	9,109	\$33,065.67	\$21,996.43	\$2.41		\$3.57	\$11,069.24		
		12/26/18		\$4.29	Sell			9,109	\$39,077.61	\$21,996.43	\$2.41		\$3.57	\$17,081.18		
		12/27/18		\$4.35	Sell			9,109	\$39,624.15	\$21,996.43	\$2.41		\$3.57	\$17,627.72		
		12/28/18		\$4.33	Sell			9,109	\$39,441.97	\$21,996.43	\$2.41		\$3.57	\$17,445.54		
		12/31/18		\$4.43	Sell			9,109	\$40,352.87	\$21,996.43	\$2.41		\$3.57	\$18,356.44		
		01/02/19	1,337	\$4.49	Buy	\$6,003.13	1,337	10,446	\$46,902.54	\$27,999.56	\$2.68		\$0.44	\$18,902.98		\$6,000.00
		01/03/19		\$4.06	Buy			10,446	\$42,410.76	\$27,999.56	\$2.68		\$0.44	\$14,411.20		
		01/04/19		\$4.57	Sell			10,446	\$47,738.22	\$27,999.56	\$2.68		\$0.44	\$19,738.66		
		01/07/19		\$4.72	Sell			10,446	\$49,305.12	\$27,999.56	\$2.68		\$0.44	\$21,305.56		
		01/08/19		\$4.86	Sell			10,446	\$50,767.56	\$27,999.56	\$2.68		\$0.44	\$22,768.00		
		01/09/19		\$4.97	Sell			10,446	\$51,916.62	\$27,999.56	\$2.68		\$0.44	\$23,917.06		
		01/10/19		\$5.02	Sell			10,446	\$52,438.92	\$27,999.56	\$2.68		\$0.44	\$24,439.36		
		01/11/19		\$4.96	Sell			10,446	\$51,812.16	\$27,999.56	\$2.68		\$0.44	\$23,812.60		
		01/14/19		\$4.83	Sell			10,446	\$50,454.18	\$27,999.56	\$2.68		\$0.44	\$22,454.62		

Last Buy  
Dry Powder = 0  
AA Advises Number  
of Shares to Buy


Rule #2  
Optional AA Plus!  
NO Action  
  
ROTH Contribution  
For This Year Instead


NDX 100 - 3x		Ticker: TQQQ		Number of Shares To Buy On: 1/2/15		1,507		Periodic Credit/Debit		\$550.00		Optional AA PLUS!		\$184.00					
Automated Investing With Discipline.				 AUTOMATED ALLOCATIONS		The Strategy That Adjusts. Automatically.						Initial Account (+/- Cash in/out):		\$66,500.00		Number of Buys:		63	
												Highest Amount Deployed:		\$52,493.78		Number of Sells:		57	
Total Amount Committed:		\$5,500.00		Force #	\$1.92	Action	Action	Action	Action	\$2,893.44	\$1.92	Action	\$2,606.56	Total Number of Trades:		120			
Next BUY At	Next SELL At	Date	Shares	Price	Action	Amount	Shares	Shares	Market Value	Deployed	Avg Cost	Override	Cash On Hand	Total Gain \$	Annualized %	+/- Cash			
		01/15/19		\$5.10	Sell			10,446	\$53,274.60	\$27,999.56	\$2.68		\$0.44	\$25,275.04					
		01/16/19		\$5.10	Sell			10,446	\$53,274.60	\$27,999.56	\$2.68		\$0.44	\$25,275.04					
		01/17/19		\$5.22	Sell			10,446	\$54,528.12	\$27,999.56	\$2.68		\$0.44	\$26,528.56					
		01/18/19		\$5.37	Sell			10,446	\$56,095.02	\$27,999.56	\$2.68		\$0.44	\$28,095.46					
		01/22/19		\$5.07	Sell			10,446	\$52,961.22	\$27,999.56	\$2.68		\$0.44	\$24,961.66					
		01/23/19		\$5.08	Sell			10,446	\$53,065.68	\$27,999.56	\$2.68		\$0.44	\$25,066.12					
		01/24/19		\$5.17	Sell			10,446	\$54,005.82	\$27,999.56	\$2.68		\$0.44	\$26,006.26					
		01/25/19		\$5.35	Sell			10,446	\$55,886.10	\$27,999.56	\$2.68		\$0.44	\$27,886.54					
		01/28/19		\$5.15	Sell			10,446	\$53,796.90	\$27,999.56	\$2.68		\$0.44	\$25,797.34					
		01/29/19		\$5.01	Sell			10,446	\$52,334.46	\$27,999.56	\$2.68		\$0.44	\$24,334.90					
		01/30/19		\$5.38	Sell			10,446	\$56,199.48	\$27,999.56	\$2.68		\$0.44	\$28,199.92					
		01/31/19		\$5.62	Sell	\$6,642.84	1,182	9,264	\$52,063.68	\$21,356.72	\$2.31		\$6,643.28	\$30,706.96					
		02/01/19		\$5.55	Sell			9,264	\$51,415.20	\$21,356.72	\$2.31		\$6,643.28	\$30,058.48					
		02/04/19		\$5.75	Sell			9,264	\$53,268.00	\$21,356.72	\$2.31		\$6,643.28	\$31,911.28					
		02/05/19		\$5.90	Sell			9,264	\$54,657.60	\$21,356.72	\$2.31		\$6,643.28	\$33,300.88					
		02/06/19		\$5.86	Sell			9,264	\$54,287.04	\$21,356.72	\$2.31		\$6,643.28	\$32,930.32					
		02/07/19		\$5.62	Sell			9,264	\$52,063.68	\$21,356.72	\$2.31		\$6,643.28	\$30,706.96					
		02/08/19		\$5.64	Sell			9,264	\$52,248.96	\$21,356.72	\$2.31		\$6,643.28	\$30,892.24					
		02/11/19		\$5.63	Sell			9,264	\$52,156.32	\$21,356.72	\$2.31		\$6,643.28	\$30,799.60					
		02/12/19		\$5.88	Sell			9,264	\$54,472.32	\$21,356.72	\$2.31		\$6,643.28	\$33,115.60					
		02/13/19		\$5.89	Sell			9,264	\$54,564.96	\$21,356.72	\$2.31		\$6,643.28	\$33,208.24					
		02/14/19		\$5.91	Sell			9,264	\$54,750.24	\$21,356.72	\$2.31		\$6,643.28	\$33,393.52					
		02/15/19		\$5.98	Sell			9,264	\$55,398.72	\$21,356.72	\$2.31		\$6,643.28	\$34,042.00					
		02/19/19		\$6.02	Sell			9,264	\$55,769.28	\$21,356.72	\$2.31		\$6,643.28	\$34,412.56					
		02/20/19		\$6.01	Sell			9,264	\$55,676.64	\$21,356.72	\$2.31		\$6,643.28	\$34,319.92					
		02/21/19		\$5.94	Sell			9,264	\$55,028.16	\$21,356.72	\$2.31		\$6,643.28	\$33,671.44					
		02/22/19		\$6.07	Sell			9,264	\$56,232.48	\$21,356.72	\$2.31		\$6,643.28	\$34,875.76					
		02/25/19		\$6.14	Sell			9,264	\$56,880.96	\$21,356.72	\$2.31		\$6,643.28	\$35,524.24					
		02/26/19		\$6.16	Sell			9,264	\$57,066.24	\$21,356.72	\$2.31		\$6,643.28	\$35,709.52					

NDX 100 - 3x		Ticker: TQQQ		Number of Shares To Buy On: 1/2/15		1,507		Periodic Credit/Debit		\$550.00		Optional AA PLUS!		\$184.00		
Automated Investing With Discipline.						The Strategy That Adjusts. Automatically.				Initial Account (+/- Cash in/out):		\$66,500.00		Number of Buys: 63		
										Highest Amount Deployed:		\$52,493.78		Number of Sells: 57		
Total Amount Committed:		\$5,500.00		Force #	\$1.92	Action	Action	Action	Action	\$2,893.44	\$1.92	Action	\$2,606.56	Total Number of Trades: 120		
Next BUY At	Next SELL At	Date	Shares	Price	Action	Amount	Shares	Shares	Market Value	Deployed	Avg Cost	Override	Cash On Hand	Total Gain \$	Annualized %	+/- Cash
		02/27/19		\$6.14	Sell			9,264	\$56,880.96	\$21,356.72	\$2.31		\$6,643.28	\$35,524.24		
		02/28/19		\$6.10	Sell			9,264	\$56,510.40	\$21,356.72	\$2.31		\$6,643.28	\$35,153.68		
		03/01/19		\$6.22	Sell	\$5,691.30	915	8,349	\$51,930.78	\$15,665.42	\$1.88		\$12,334.58	\$36,265.36		
		03/04/19		\$6.22	Sell			8,349	\$51,930.78	\$15,665.42	\$1.88		\$12,334.58	\$36,265.36		
		03/05/19		\$6.24	Sell			8,349	\$52,097.76	\$15,665.42	\$1.88		\$12,334.58	\$36,432.34		
		03/06/19		\$6.13	Sell			8,349	\$51,179.37	\$15,665.42	\$1.88		\$12,334.58	\$35,513.95		
		03/07/19		\$5.91	Sell			8,349	\$49,342.59	\$15,665.42	\$1.88		\$12,334.58	\$33,677.17		
		03/08/19		\$5.87	Sell			8,349	\$49,008.63	\$15,665.42	\$1.88		\$12,334.58	\$33,343.21		
		03/11/19		\$6.24	Sell			8,349	\$52,097.76	\$15,665.42	\$1.88		\$12,334.58	\$36,432.34		
		03/12/19		\$6.34	Sell			8,349	\$52,932.66	\$15,665.42	\$1.88		\$12,334.58	\$37,267.24		
		03/13/19		\$6.48	Sell			8,349	\$54,101.52	\$15,665.42	\$1.88		\$12,334.58	\$38,436.10		
		03/14/19		\$6.45	Sell			8,349	\$53,851.05	\$15,665.42	\$1.88		\$12,334.58	\$38,185.63		
		03/15/19		\$6.61	Sell			8,349	\$55,186.89	\$15,665.42	\$1.88		\$12,334.58	\$39,521.47		
		03/18/19		\$6.67	Sell			8,349	\$55,687.83	\$15,665.42	\$1.88		\$12,334.58	\$40,022.41		
		03/19/19		\$6.74	Sell			8,349	\$56,272.26	\$15,665.42	\$1.88		\$12,334.58	\$40,606.84		
		03/20/19		\$6.82	Sell			8,349	\$56,940.18	\$15,665.42	\$1.88		\$12,334.58	\$41,274.76		
		03/21/19		\$7.13	Sell	\$7,365.29	1,033	7,316	\$52,163.08	\$8,300.13	\$1.13		\$19,699.87	\$43,862.95		
		03/22/19		\$6.67	Sell			7,316	\$48,797.72	\$8,300.13	\$1.13		\$19,699.87	\$40,497.59		
		03/25/19		\$6.62	Sell			7,316	\$48,431.92	\$8,300.13	\$1.13		\$19,699.87	\$40,131.79		
		03/26/19		\$6.71	Sell			7,316	\$49,090.36	\$8,300.13	\$1.13		\$19,699.87	\$40,790.23		
		03/27/19		\$6.58	Sell			7,316	\$48,139.28	\$8,300.13	\$1.13		\$19,699.87	\$39,839.15		
		03/28/19		\$6.62	Sell			7,316	\$48,431.92	\$8,300.13	\$1.13		\$19,699.87	\$40,131.79		
		03/29/19		\$6.77	Sell			7,316	\$49,529.32	\$8,300.13	\$1.13		\$19,699.87	\$41,229.19		
		04/01/19		\$7.04	Sell			7,316	\$51,504.64	\$8,300.13	\$1.13		\$19,699.87	\$43,204.51		
		04/02/19		\$7.12	Sell			7,316	\$52,089.92	\$8,300.13	\$1.13		\$19,699.87	\$43,789.79		
		04/03/19		\$7.24	Sell			7,316	\$52,967.84	\$8,300.13	\$1.13		\$19,699.87	\$44,667.71		
		04/04/19		\$7.23	Sell			7,316	\$52,894.68	\$8,300.13	\$1.13		\$19,699.87	\$44,594.55		
		04/05/19		\$7.34	Sell			7,316	\$53,699.44	\$8,300.13	\$1.13		\$19,699.87	\$45,399.31		
		04/08/19		\$7.40	Sell			7,316	\$54,138.40	\$8,300.13	\$1.13		\$19,699.87	\$45,838.27		

NDX 100 - 3x		Ticker: TQQQ		Number of Shares To Buy On: 1/2/15		1,507		Periodic Credit/Debit		\$550.00		Optional AA PLUS!		\$184.00		
Automated Investing With Discipline.				AA AUTOMATED ALLOCATIONS		The Strategy That Adjusts. Automatically.				Initial Account (+/- Cash in/out):		\$66,500.00		Number of Buys: 63		
										Highest Amount Deployed:		\$52,493.78		Number of Sells: 57		
Total Amount Committed:		\$5,500.00		Force #	\$1.92	Action	Action	Action	Action	\$2,893.44	\$1.92	Action	\$2,606.56	Total Number of Trades: 120		
Next BUY At	Next SELL At	Date	Shares	Price	Action	Amount	Shares	Shares	Market Value	Deployed	Avg Cost	Override	Cash On Hand	Total Gain \$	Annualized %	+/- Cash
		04/09/19		\$7.32	Sell			7,316	\$53,553.12	\$8,300.13	\$1.13		\$19,699.87	\$45,252.99		
		04/10/19		\$7.43	Sell			7,316	\$54,357.88	\$8,300.13	\$1.13		\$19,699.87	\$46,057.75		
		04/11/19		\$7.38	Sell			7,316	\$53,992.08	\$8,300.13	\$1.13		\$19,699.87	\$45,691.95		
		04/12/19		\$7.47	Sell			7,316	\$54,650.52	\$8,300.13	\$1.13		\$19,699.87	\$46,350.39		
		04/15/19		\$7.47	Sell			7,316	\$54,650.52	\$8,300.13	\$1.13		\$19,699.87	\$46,350.39		
		04/16/19		\$7.55	Sell			7,316	\$55,235.80	\$8,300.13	\$1.13		\$19,699.87	\$46,935.67		
		04/17/19		\$7.62	Sell			7,316	\$55,747.92	\$8,300.13	\$1.13		\$19,699.87	\$47,447.79		
		04/18/19		\$7.65	Sell			7,316	\$55,967.40	\$8,300.13	\$1.13		\$19,699.87	\$47,667.27		
		04/22/19		\$7.71	Sell			7,316	\$56,406.36	\$8,300.13	\$1.13		\$19,699.87	\$48,106.23		
		04/23/19		\$8.00	Sell	\$6,488.00	811	6,505	\$52,040.00	\$1,812.13	\$0.28		\$26,187.87	\$50,227.87		
		04/24/19		\$7.93	Sell			6,505	\$51,584.65	\$1,812.13	\$0.28		\$26,187.87	\$49,772.52		
		04/25/19		\$8.01	Sell			6,505	\$52,105.05	\$1,812.13	\$0.28		\$26,187.87	\$50,292.92		
		04/26/19		\$8.04	Sell			6,505	\$52,300.20	\$1,812.13	\$0.28		\$26,187.87	\$50,488.07		
		04/29/19		\$8.09	Sell			6,505	\$52,625.45	\$1,812.13	\$0.28		\$26,187.87	\$50,813.32		
		04/30/19		\$7.90	Sell			6,505	\$51,389.50	\$1,812.13	\$0.28		\$26,187.87	\$49,577.37		
		05/01/19	95	\$7.81	Buy	\$741.95	95	6,600	\$51,546.00	\$2,554.08	\$0.39		\$25,995.92	\$48,991.92		\$550.00
		05/02/19		\$7.71	Sell			6,600	\$50,886.00	\$2,554.08	\$0.39		\$25,445.92	\$48,331.92		-\$550.00
		05/03/19		\$8.08	Sell			6,600	\$53,328.00	\$2,554.08	\$0.39		\$25,445.92	\$50,773.92		
		05/06/19		\$7.93	Sell			6,600	\$52,338.00	\$2,554.08	\$0.39		\$25,445.92	\$49,783.92		
		05/07/19		\$7.47	Sell			6,600	\$49,302.00	\$2,554.08	\$0.39		\$25,445.92	\$46,747.92		
		05/08/19		\$7.41	Sell			6,600	\$48,906.00	\$2,554.08	\$0.39		\$25,445.92	\$46,351.92		
		05/09/19		\$7.29	Sell			6,600	\$48,114.00	\$2,554.08	\$0.39		\$25,445.92	\$45,559.92		
		05/10/19		\$7.31	Sell			6,600	\$48,246.00	\$2,554.08	\$0.39		\$25,445.92	\$45,691.92		
		05/13/19		\$6.55	Buy			6,600	\$43,230.00	\$2,554.08	\$0.39		\$25,445.92	\$40,675.92		
		05/14/19		\$6.76	Buy			6,600	\$44,616.00	\$2,554.08	\$0.39		\$25,445.92	\$42,061.92		
		05/15/19		\$7.04	Sell			6,600	\$46,464.00	\$2,554.08	\$0.39		\$25,445.92	\$43,909.92		
		05/16/19		\$7.26	Sell			6,600	\$47,916.00	\$2,554.08	\$0.39		\$25,445.92	\$45,361.92		
		05/17/19		\$7.03	Sell			6,600	\$46,398.00	\$2,554.08	\$0.39		\$25,445.92	\$43,843.92		
		05/20/19		\$6.68	Buy			6,600	\$44,088.00	\$2,554.08	\$0.39		\$25,445.92	\$41,533.92		

Rule #2  
Periodic Credit/Debit

NDX 100 - 3x		Ticker: TQQQ		Number of Shares To Buy On: 1/2/15		1,507		Periodic Credit/Debit		\$550.00		Optional AA PLUS!		\$184.00		
Automated Investing With Discipline.				 AUTOMATED ALLOCATIONS		The Strategy That Adjusts. Automatically.				Initial Account (+/- Cash in/out):		\$66,500.00		Number of Buys: 63		
Total Amount Committed:				\$5,500.00		Force #		\$1.92		Action		\$2,606.56		Total Number of Trades: 120		
Next BUY At	Next SELL At	Date	Shares	Price	Action	Action Amount	Action Shares	Shares	Market Value	Deployed	Avg Cost	Override	Cash On Hand	Total Gain \$	Annualized %	+/- Cash
		05/21/19		\$6.88	Buy			6,600	\$45,408.00	\$2,554.08	\$0.39		\$25,445.92	\$42,853.92		
		05/22/19		\$6.79	Buy			6,600	\$44,814.00	\$2,554.08	\$0.39		\$25,445.92	\$42,259.92		
		05/23/19		\$6.47	Buy			6,600	\$42,702.00	\$2,554.08	\$0.39		\$25,445.92	\$40,147.92		
		05/24/19		\$6.46	Buy			6,600	\$42,636.00	\$2,554.08	\$0.39		\$25,445.92	\$40,081.92		
		05/28/19		\$6.39	Buy			6,600	\$42,174.00	\$2,554.08	\$0.39		\$25,445.92	\$39,619.92		
		05/29/19		\$6.23	Buy			6,600	\$41,118.00	\$2,554.08	\$0.39		\$25,445.92	\$38,563.92		
		05/30/19		\$6.31	Buy			6,600	\$41,646.00	\$2,554.08	\$0.39		\$25,445.92	\$39,091.92		
		05/31/19		\$6.00	Buy			6,600	\$39,600.00	\$2,554.08	\$0.39		\$25,445.92	\$37,045.92		
		06/03/19		\$5.62	Buy	\$4,855.68	864	7,464	\$41,947.68	\$7,409.76	\$0.99		\$20,590.24	\$34,537.92		
		06/04/19		\$6.08	Buy			7,464	\$45,381.12	\$7,409.76	\$0.99		\$20,590.24	\$37,971.36		
		06/05/19		\$6.21	Buy			7,464	\$46,351.44	\$7,409.76	\$0.99		\$20,590.24	\$38,941.68		
		06/06/19		\$6.35	Buy			7,464	\$47,396.40	\$7,409.76	\$0.99		\$20,590.24	\$39,986.64		
		06/07/19		\$6.72	Sell			7,464	\$50,158.08	\$7,409.76	\$0.99		\$20,590.24	\$42,748.32		
		06/10/19		\$6.96	Sell			7,464	\$51,949.44	\$7,409.76	\$0.99		\$20,590.24	\$44,539.68		
		06/11/19		\$6.99	Sell			7,464	\$52,173.36	\$7,409.76	\$0.99		\$20,590.24	\$44,763.60		
		06/12/19		\$6.87	Sell			7,464	\$51,277.68	\$7,409.76	\$0.99		\$20,590.24	\$43,867.92		
		06/13/19		\$6.98	Sell			7,464	\$52,098.72	\$7,409.76	\$0.99		\$20,590.24	\$44,688.96		
		06/14/19		\$6.89	Sell			7,464	\$51,426.96	\$7,409.76	\$0.99		\$20,590.24	\$44,017.20		
		06/17/19		\$7.02	Sell			7,464	\$52,397.28	\$7,409.76	\$0.99		\$20,590.24	\$44,987.52		
		06/18/19		\$7.32	Sell			7,464	\$54,636.48	\$7,409.76	\$0.99		\$20,590.24	\$47,226.72		
		06/19/19		\$7.41	Sell			7,464	\$55,308.24	\$7,409.76	\$0.99		\$20,590.24	\$47,898.48		
		06/20/19		\$7.61	Sell			7,464	\$56,801.04	\$7,409.76	\$0.99		\$20,590.24	\$49,391.28		
		06/21/19		\$7.57	Sell			7,464	\$56,502.48	\$7,409.76	\$0.99		\$20,590.24	\$49,092.72		
		06/24/19		\$7.57	Sell			7,464	\$56,502.48	\$7,409.76	\$0.99		\$20,590.24	\$49,092.72		
		06/25/19		\$7.18	Sell			7,464	\$53,591.52	\$7,409.76	\$0.99		\$20,590.24	\$46,181.76		
		06/26/19		\$7.28	Sell			7,464	\$54,337.92	\$7,409.76	\$0.99		\$20,590.24	\$46,928.16		
		06/27/19		\$7.35	Sell			7,464	\$54,860.40	\$7,409.76	\$0.99		\$20,590.24	\$47,450.64		
		06/28/19		\$7.39	Sell			7,464	\$55,158.96	\$7,409.76	\$0.99		\$20,590.24	\$47,749.20		
		07/01/19		\$7.68	Sell			7,464	\$57,323.52	\$7,409.76	\$0.99		\$20,590.24	\$49,913.76		

NDX 100 - 3x		Ticker: TQQQ		Number of Shares To Buy On: 1/2/15		1,507		Periodic Credit/Debit		\$550.00		Optional AA PLUS!		\$184.00			
Automated Investing With Discipline.				 <b>AUTOMATED ALLOCATIONS</b>		The Strategy That Adjusts. Automatically.				Initial Account (+/- Cash in/out):		\$66,500.00		Number of Buys:		63	
										Highest Amount Deployed:		\$52,493.78		Number of Sells:		57	
Total Amount Committed:		\$5,500.00		Force #	\$1.92	Action	Action	Action	Action	\$2,893.44	\$1.92	Action	\$2,606.56	Total Number of Trades:		120	
Next BUY At	Next SELL At	Date	Shares	Price	Action	Amount	Shares	Shares	Market Value	Deployed	Avg Cost	Override	Cash On Hand	Total Gain \$	Annualized %	+/- Cash	
		07/02/19		\$7.77	Sell			7,464	\$57,995.28	\$7,409.76	\$0.99		\$20,590.24	\$50,585.52			
		07/03/19		\$7.94	Sell			7,464	\$59,264.16	\$7,409.76	\$0.99		\$20,590.24	\$51,854.40			
		07/05/19		\$7.89	Sell			7,464	\$58,890.96	\$7,409.76	\$0.99		\$20,590.24	\$51,481.20			
		07/08/19		\$7.73	Sell			7,464	\$57,696.72	\$7,409.76	\$0.99		\$20,590.24	\$50,286.96			
		07/09/19		\$7.84	Sell			7,464	\$58,517.76	\$7,409.76	\$0.99		\$20,590.24	\$51,108.00			
		07/10/19		\$8.07	Sell			7,464	\$60,234.48	\$7,409.76	\$0.99		\$20,590.24	\$52,824.72			
		07/11/19		\$8.05	Sell			7,464	\$60,085.20	\$7,409.76	\$0.99		\$20,590.24	\$52,675.44			
		07/12/19		\$8.19	Sell			7,464	\$61,130.16	\$7,409.76	\$0.99		\$20,590.24	\$53,720.40			
		07/15/19		\$8.26	Sell	\$6,161.96	746	6,718	\$55,490.68	\$1,247.80	\$0.19		\$26,752.20	\$54,242.88			
		07/16/19		\$8.14	Sell			6,718	\$54,684.52	\$1,247.80	\$0.19		\$26,752.20	\$53,436.72			
		07/17/19		\$8.02	Sell			6,718	\$53,878.36	\$1,247.80	\$0.19		\$26,752.20	\$52,630.56			
		07/18/19		\$8.05	Sell			6,718	\$54,079.90	\$1,247.80	\$0.19		\$26,752.20	\$52,832.10			
		07/19/19		\$7.86	Sell			6,718	\$52,803.48	\$1,247.80	\$0.19		\$26,752.20	\$51,555.68			
		07/22/19		\$8.05	Sell			6,718	\$54,079.90	\$1,247.80	\$0.19		\$26,752.20	\$52,832.10			
		07/23/19		\$8.20	Sell			6,718	\$55,087.60	\$1,247.80	\$0.19		\$26,752.20	\$53,839.80			
		07/24/19		\$8.37	Sell			6,718	\$56,229.66	\$1,247.80	\$0.19		\$26,752.20	\$54,981.86			
		07/25/19		\$8.14	Sell			6,718	\$54,684.52	\$1,247.80	\$0.19		\$26,752.20	\$53,436.72			
		07/26/19		\$8.38	Sell			6,718	\$56,296.84	\$1,247.80	\$0.19		\$26,752.20	\$55,049.04			
		07/29/19		\$8.30	Sell			6,718	\$55,759.40	\$1,247.80	\$0.19		\$26,752.20	\$54,511.60			
		07/30/19		\$8.19	Sell			6,718	\$55,020.42	\$1,247.80	\$0.19		\$26,752.20	\$53,772.62			
		07/31/19		\$7.84	Sell			6,718	\$52,669.12	\$1,247.80	\$0.19		\$26,752.20	\$51,421.32			
		08/01/19		\$7.73	Sell			6,718	\$51,930.14	\$1,247.80	\$0.19		\$26,752.20	\$50,682.34			
		08/02/19		\$7.38	Sell			6,718	\$49,578.84	\$1,247.80	\$0.19		\$26,752.20	\$48,331.04			
		08/05/19		\$6.60	Buy			6,718	\$44,338.80	\$1,247.80	\$0.19		\$26,752.20	\$43,091.00			
		08/06/19		\$6.88	Buy			6,718	\$46,219.84	\$1,247.80	\$0.19		\$26,752.20	\$44,972.04			
		08/07/19		\$6.98	Buy			6,718	\$46,891.64	\$1,247.80	\$0.19		\$26,752.20	\$45,643.84			
		08/08/19		\$7.44	Sell			6,718	\$49,981.92	\$1,247.80	\$0.19		\$26,752.20	\$48,734.12			
		08/09/19		\$7.22	Sell			6,718	\$48,503.96	\$1,247.80	\$0.19		\$26,752.20	\$47,256.16			
		08/12/19		\$6.98	Buy			6,718	\$46,891.64	\$1,247.80	\$0.19		\$26,752.20	\$45,643.84			

NDX 100 - 3x		Ticker: TQQQ		Number of Shares To Buy On: 1/2/15		1,507		Periodic Credit/Debit		\$550.00		Optional AA PLUS!		\$184.00		
Automated Investing With Discipline.				 <b>AUTOMATED ALLOCATIONS</b>		The Strategy That Adjusts. Automatically.				Initial Account (+/- Cash in/out):		\$66,500.00		Number of Buys: 63		
Total Amount Committed:				\$5,500.00		Force #		\$1.92		Action		\$2,606.56		Total Number of Trades: 120		
Next BUY At	Next SELL At	Date	Shares	Price	Action	Action Amount	Action Shares	Shares	Market Value	Deployed	Avg Cost	Override	Cash On Hand	Total Gain \$	Annualized %	+/- Cash
		08/13/19		\$7.43	Sell			6,718	\$49,914.74	\$1,247.80	\$0.19		\$26,752.20	\$48,666.94		
		08/14/19		\$6.77	Buy			6,718	\$45,480.86	\$1,247.80	\$0.19		\$26,752.20	\$44,233.06		
		08/15/19		\$6.74	Buy			6,718	\$45,279.32	\$1,247.80	\$0.19		\$26,752.20	\$44,031.52		
		08/16/19		\$7.05	Buy			6,718	\$47,361.90	\$1,247.80	\$0.19		\$26,752.20	\$46,114.10		
		08/19/19		\$7.38	Sell			6,718	\$49,578.84	\$1,247.80	\$0.19		\$26,752.20	\$48,331.04		
		08/20/19		\$7.23	Sell			6,718	\$48,571.14	\$1,247.80	\$0.19		\$26,752.20	\$47,323.34		
		08/21/19		\$7.41	Sell			6,718	\$49,780.38	\$1,247.80	\$0.19		\$26,752.20	\$48,532.58		
		08/22/19		\$7.34	Sell			6,718	\$49,310.12	\$1,247.80	\$0.19		\$26,752.20	\$48,062.32		
		08/23/19		\$6.67	Buy			6,718	\$44,809.06	\$1,247.80	\$0.19		\$26,752.20	\$43,561.26		
		08/26/19		\$6.94	Buy			6,718	\$46,622.92	\$1,247.80	\$0.19		\$26,752.20	\$45,375.12		
		08/27/19		\$6.90	Buy			6,718	\$46,354.20	\$1,247.80	\$0.19		\$26,752.20	\$45,106.40		
		08/28/19		\$6.97	Buy			6,718	\$46,824.46	\$1,247.80	\$0.19		\$26,752.20	\$45,576.66		
		08/29/19		\$7.28	Sell			6,718	\$48,907.04	\$1,247.80	\$0.19		\$26,752.20	\$47,659.24		
		08/30/19		\$7.23	Sell			6,718	\$48,571.14	\$1,247.80	\$0.19		\$26,752.20	\$47,323.34		
		09/03/19	59	\$7.02	Buy	\$414.18	59	6,777	\$47,574.54	\$1,661.98	\$0.25		\$26,888.02	\$45,912.56		\$550.00
		09/04/19		\$7.32	Sell			6,777	\$49,607.64	\$1,661.98	\$0.25		\$26,338.02	\$47,945.66		-\$550.00
		09/05/19		\$7.72	Sell			6,777	\$52,318.44	\$1,661.98	\$0.25		\$26,338.02	\$50,656.46		
		09/06/19		\$7.70	Sell			6,777	\$52,182.90	\$1,661.98	\$0.25		\$26,338.02	\$50,520.92		
		09/09/19		\$7.65	Sell			6,777	\$51,844.05	\$1,661.98	\$0.25		\$26,338.02	\$50,182.07		
		09/10/19		\$7.59	Sell			6,777	\$51,437.43	\$1,661.98	\$0.25		\$26,338.02	\$49,775.45		
		09/11/19		\$7.79	Sell			6,777	\$52,792.83	\$1,661.98	\$0.25		\$26,338.02	\$51,130.85		
		09/12/19		\$7.89	Sell			6,777	\$53,470.53	\$1,661.98	\$0.25		\$26,338.02	\$51,808.55		
		09/13/19		\$7.80	Sell			6,777	\$52,860.60	\$1,661.98	\$0.25		\$26,338.02	\$51,198.62		
		09/16/19		\$7.70	Sell			6,777	\$52,182.90	\$1,661.98	\$0.25		\$26,338.02	\$50,520.92		
		09/17/19		\$7.80	Sell			6,777	\$52,860.60	\$1,661.98	\$0.25		\$26,338.02	\$51,198.62		
		09/18/19		\$7.79	Sell			6,777	\$52,792.83	\$1,661.98	\$0.25		\$26,338.02	\$51,130.85		
		09/19/19		\$7.83	Sell			6,777	\$53,063.91	\$1,661.98	\$0.25		\$26,338.02	\$51,401.93		
		09/20/19		\$7.58	Sell			6,777	\$51,369.66	\$1,661.98	\$0.25		\$26,338.02	\$49,707.68		
		09/23/19		\$7.59	Sell			6,777	\$51,437.43	\$1,661.98	\$0.25		\$26,338.02	\$49,775.45		


Rule #2  
Periodic Credit/Debit






NDX 100 - 3x		Ticker: TQQQ		Number of Shares To Buy On: 1/2/15		1,507		Periodic Credit/Debit \$550.00				Optional AA PLUS! \$184.00											
Automated Investing With Discipline.				 AUTOMATED ALLOCATIONS		The Strategy That Adjusts. Automatically.				Initial Account (+/- Cash in/out): \$66,500.00		Number of Buys: 63											
Total Amount Committed: \$5,500.00				Force #		\$1.92		Action		Action		Action		Total Number of Trades: 120									
Next BUY At		Next SELL At		Date		Shares		Price		Action		Action		Action		Cash On Hand		Total Gain \$		Annualized %		+/- Cash	
				12/16/19				\$9.82	Sell								\$32,506.98	\$64,458.08					
				12/17/19				\$9.83	Sell								\$32,506.98	\$64,519.13					
				12/18/19				\$9.86	Sell								\$32,506.98	\$64,702.28					
				12/19/19				\$10.06	Sell								\$32,506.98	\$65,923.28					
				12/20/19				\$10.18	Sell	\$6,118.18	601	5,504	\$56,030.72	-\$10,625.16	-\$1.93		\$38,625.16	\$66,655.88					
				12/23/19				\$10.25	Sell				\$56,416.00	-\$10,625.16	-\$1.93		\$38,625.16	\$67,041.16					
				12/24/19				\$10.27	Sell				\$56,526.08	-\$10,625.16	-\$1.93		\$38,625.16	\$67,151.24					
				12/26/19				\$10.53	Sell				\$57,957.12	-\$10,625.16	-\$1.93		\$38,625.16	\$68,582.28					
				12/27/19				\$10.50	Sell				\$57,792.00	-\$10,625.16	-\$1.93		\$38,625.16	\$68,417.16					
				12/30/19				\$10.29	Sell				\$56,636.16	-\$10,625.16	-\$1.93		\$38,625.16	\$67,261.32					
				12/31/19				\$10.35	Sell				\$56,966.40	-\$10,625.16	-\$1.93		\$38,625.16	\$67,591.56					
				01/02/20		821		\$10.86	Buy	\$8,916.06	821	6,325	\$68,689.50	-\$1,709.10	-\$0.27		\$36,259.10	\$70,398.60				\$6,550.00	
				01/03/20				\$10.57	Sell				\$66,855.25	-\$1,709.10	-\$0.27		\$35,709.10	\$68,564.35				-\$550.00	
				01/06/20				\$10.77	Sell				\$68,120.25	-\$1,709.10	-\$0.27		\$35,709.10	\$69,829.35					
				01/07/20				\$10.76	Sell				\$68,057.00	-\$1,709.10	-\$0.27		\$35,709.10	\$69,766.10					
				01/08/20				\$11.00	Sell				\$69,575.00	-\$1,709.10	-\$0.27		\$35,709.10	\$71,284.10					
				01/09/20				\$11.28	Sell				\$71,346.00	-\$1,709.10	-\$0.27		\$35,709.10	\$73,055.10					
				01/10/20				\$11.19	Sell				\$70,776.75	-\$1,709.10	-\$0.27		\$35,709.10	\$72,485.85					
				01/13/20				\$11.58	Sell	\$8,140.74	703	5,622	\$65,102.76	-\$9,849.84	-\$1.75		\$43,849.84	\$74,952.60					
				01/14/20				\$11.45	Sell				\$64,371.90	-\$9,849.84	-\$1.75		\$43,849.84	\$74,221.74					
				01/15/20				\$11.45	Sell				\$64,371.90	-\$9,849.84	-\$1.75		\$43,849.84	\$74,221.74					
				01/16/20				\$11.77	Sell				\$66,170.94	-\$9,849.84	-\$1.75		\$43,849.84	\$76,020.78					
				01/17/20				\$11.95	Sell				\$67,182.90	-\$9,849.84	-\$1.75		\$43,849.84	\$77,032.74					
				01/21/20				\$11.94	Sell				\$67,126.68	-\$9,849.84	-\$1.75		\$43,849.84	\$76,976.52					
				01/22/20				\$12.02	Sell				\$67,576.44	-\$9,849.84	-\$1.75		\$43,849.84	\$77,426.28					
				01/23/20				\$12.13	Sell				\$68,194.86	-\$9,849.84	-\$1.75		\$43,849.84	\$78,044.70					
				01/24/20				\$11.82	Sell				\$66,452.04	-\$9,849.84	-\$1.75		\$43,849.84	\$76,301.88					
				01/27/20				\$11.09	Sell				\$62,347.98	-\$9,849.84	-\$1.75		\$43,849.84	\$72,197.82					
				01/28/20				\$11.60	Sell				\$65,215.20	-\$9,849.84	-\$1.75		\$43,849.84	\$75,065.04					


Rule #2  
Periodic Credit/Debit  
+  
Annual Addition  
(\$6,000 + \$550)

NDX 100 - 3x		Ticker: TQQQ		Number of Shares To Buy On: 1/2/15		1,507		Periodic Credit/Debit		\$550.00		Optional AA PLUS!		\$184.00		
Automated Investing With Discipline.				 AUTOMATED ALLOCATIONS		The Strategy That Adjusts. Automatically.				Initial Account (+/- Cash in/out):		\$66,500.00		Number of Buys: 63		
Total Amount Committed:				\$5,500.00		Force #		\$1.92		Action		\$2,606.56		Total Number of Trades: 120		
Next BUY At	Next SELL At	Date	Shares	Price	Action	Action Amount	Action Shares	Shares	Market Value	Deployed	Avg Cost	Override	Cash On Hand	Total Gain \$	Annualized %	+/- Cash
		01/29/20		\$11.65	Sell			5,622	\$65,496.30	-\$9,849.84	-\$1.75		\$43,849.84	\$75,346.14		
		01/30/20		\$11.78	Sell			5,622	\$66,227.16	-\$9,849.84	-\$1.75		\$43,849.84	\$76,077.00		
		01/31/20		\$11.20	Sell			5,622	\$62,966.40	-\$9,849.84	-\$1.75		\$43,849.84	\$72,816.24		
		02/03/20		\$11.71	Sell			5,622	\$65,833.62	-\$9,849.84	-\$1.75		\$43,849.84	\$75,683.46		
		02/04/20		\$12.51	Sell			5,622	\$70,331.22	-\$9,849.84	-\$1.75		\$43,849.84	\$80,181.06		
		02/05/20		\$12.66	Sell			5,622	\$71,174.52	-\$9,849.84	-\$1.75		\$43,849.84	\$81,024.36		
		02/06/20		\$12.97	Sell	\$7,859.82	606	5,016	\$65,057.52	-\$17,709.66	-\$3.53		\$51,709.66	\$82,767.18		
		02/07/20		\$12.80	Sell			5,016	\$64,204.80	-\$17,709.66	-\$3.53		\$51,709.66	\$81,914.46		
		02/10/20		\$13.26	Sell			5,016	\$66,512.16	-\$17,709.66	-\$3.53		\$51,709.66	\$84,221.82		
		02/11/20		\$13.27	Sell			5,016	\$66,562.32	-\$17,709.66	-\$3.53		\$51,709.66	\$84,271.98		
		02/12/20		\$13.66	Sell			5,016	\$68,518.56	-\$17,709.66	-\$3.53		\$51,709.66	\$86,228.22		
		02/13/20		\$13.61	Sell			5,016	\$68,267.76	-\$17,709.66	-\$3.53		\$51,709.66	\$85,977.42		
		02/14/20		\$13.70	Sell			5,016	\$68,719.20	-\$17,709.66	-\$3.53		\$51,709.66	\$86,428.86		
		02/18/20		\$13.72	Sell			5,016	\$68,819.52	-\$17,709.66	-\$3.53		\$51,709.66	\$86,529.18		
		02/19/20		\$14.12	Sell			5,016	\$70,825.92	-\$17,709.66	-\$3.53		\$51,709.66	\$88,535.58		
		02/20/20		\$13.72	Sell			5,016	\$68,819.52	-\$17,709.66	-\$3.53		\$51,709.66	\$86,529.18		
		02/21/20		\$12.93	Sell			5,016	\$64,856.88	-\$17,709.66	-\$3.53		\$51,709.66	\$82,566.54		
		02/24/20		\$11.44	Sell			5,016	\$57,383.04	-\$17,709.66	-\$3.53		\$51,709.66	\$75,092.70		
		02/25/20		\$10.52	Buy			5,016	\$52,768.32	-\$17,709.66	-\$3.53		\$51,709.66	\$70,477.98		
		02/26/20		\$10.66	Buy			5,016	\$53,470.56	-\$17,709.66	-\$3.53		\$51,709.66	\$71,180.22		
		02/27/20		\$9.07	Buy	\$6,258.30	690	5,706	\$51,753.42	-\$11,451.36	-\$2.01		\$45,451.36	\$63,204.78		
		02/28/20		\$9.21	Buy			5,706	\$52,552.26	-\$11,451.36	-\$2.01		\$45,451.36	\$64,003.62		
		03/02/20		\$10.47	Sell			5,706	\$59,741.82	-\$11,451.36	-\$2.01		\$45,451.36	\$71,193.18		
		03/03/20		\$9.48	Buy			5,706	\$54,092.88	-\$11,451.36	-\$2.01		\$45,451.36	\$65,544.24		
		03/04/20		\$10.63	Sell			5,706	\$60,654.78	-\$11,451.36	-\$2.01		\$45,451.36	\$72,106.14		
		03/05/20		\$9.70	Buy			5,706	\$55,348.20	-\$11,451.36	-\$2.01		\$45,451.36	\$66,799.56		
		03/06/20		\$9.19	Buy			5,706	\$52,438.14	-\$11,451.36	-\$2.01		\$45,451.36	\$63,889.50		
		03/09/20		\$7.32	Buy	\$13,483.44	1,842	7,548	\$55,251.36	\$2,032.08	\$0.27		\$31,967.92	\$53,219.28		
		03/10/20		\$8.46	Buy			7,548	\$63,856.08	\$2,032.08	\$0.27		\$31,967.92	\$61,824.00		


NDX 100 - 3x		Ticker: TQQQ		Number of Shares To Buy On: 1/2/15		1,507		Periodic Credit/Debit		\$550.00		Optional AA PLUS!		\$184.00		
Automated Investing With Discipline.				 AUTOMATED ALLOCATIONS		The Strategy That Adjusts. Automatically.				Initial Account (+/- Cash in/out):		\$66,500.00		Number of Buys: 63		
										Highest Amount Deployed:		\$52,493.78		Number of Sells: 57		
Total Amount Committed:		\$5,500.00		Force #	\$1.92	Action	Action	Action	Action	\$2,893.44	\$1.92	Action	\$2,606.56	Total Number of Trades: 120		
Next BUY At	Next SELL At	Date	Shares	Price	Action	Action Amount	Shares	Shares	Market Value	Deployed	Avg Cost	Override	Cash On Hand	Total Gain \$	Annualized %	+/- Cash
		03/11/20		\$7.37	Buy			7,548	\$55,628.76	\$2,032.08	\$0.27		\$31,967.92	\$53,596.68		
		03/12/20		\$5.35	Buy	\$21,753.10	4,066	11,614	\$62,134.90	\$23,785.18	\$2.05		\$10,214.82	\$38,349.72		
		03/13/20		\$6.80	Sell			11,614	\$78,975.20	\$23,785.18	\$2.05		\$10,214.82	\$55,190.02		
		03/16/20	2,290	\$4.46	Buy	\$10,213.40	2,290	13,904	\$62,011.84	\$33,998.58	\$2.45		\$1.42	\$28,013.26		
		03/17/20		\$5.18	Buy			13,904	\$72,022.72	\$33,998.58	\$2.45		\$1.42	\$38,024.14		
		03/18/20		\$4.70	Buy			13,904	\$65,348.80	\$33,998.58	\$2.45		\$1.42	\$31,350.22		
		03/19/20		\$4.81	Buy			13,904	\$66,878.24	\$33,998.58	\$2.45		\$1.42	\$32,879.66		
		03/20/20		\$4.25	Buy			13,904	\$59,092.00	\$33,998.58	\$2.45		\$1.42	\$25,093.42		
		03/23/20		\$4.26	Buy			13,904	\$59,231.04	\$33,998.58	\$2.45		\$1.42	\$25,232.46		
		03/24/20		\$5.21	Buy			13,904	\$72,439.84	\$33,998.58	\$2.45		\$1.42	\$38,441.26		
		03/25/20		\$5.09	Buy			13,904	\$70,771.36	\$33,998.58	\$2.45		\$1.42	\$36,772.78		
		03/26/20		\$5.92	Sell			13,904	\$82,311.68	\$33,998.58	\$2.45		\$1.42	\$48,313.10		
		03/27/20		\$5.30	Buy			13,904	\$73,691.20	\$33,998.58	\$2.45		\$1.42	\$39,692.62		
		03/30/20		\$5.86	Buy			13,904	\$81,477.44	\$33,998.58	\$2.45		\$1.42	\$47,478.86		
		03/31/20		\$5.70	Buy			13,904	\$79,252.80	\$33,998.58	\$2.45		\$1.42	\$45,254.22		
		04/01/20		\$4.99	Buy			13,904	\$69,380.96	\$33,998.58	\$2.45		\$1.42	\$35,382.38		
		04/02/20		\$5.29	Buy			13,904	\$73,552.16	\$33,998.58	\$2.45		\$1.42	\$39,553.58		
		04/03/20		\$5.07	Buy			13,904	\$70,493.28	\$33,998.58	\$2.45		\$1.42	\$36,494.70		
		04/06/20		\$6.14	Sell			13,904	\$85,370.56	\$33,998.58	\$2.45		\$1.42	\$51,371.98		
		04/07/20		\$6.12	Sell			13,904	\$85,092.48	\$33,998.58	\$2.45		\$1.42	\$51,093.90		
		04/08/20		\$6.51	Sell			13,904	\$90,515.04	\$33,998.58	\$2.45		\$1.42	\$56,516.46		
		04/09/20		\$6.54	Sell			13,904	\$90,932.16	\$33,998.58	\$2.45		\$1.42	\$56,933.58		
		04/13/20		\$6.77	Sell			13,904	\$94,130.08	\$33,998.58	\$2.45		\$1.42	\$60,131.50		
		04/14/20		\$7.64	Sell	\$11,314.84	1,481	12,423	\$94,911.72	\$22,683.74	\$1.83		\$11,316.26	\$72,227.98		
		04/15/20		\$7.39	Sell			12,423	\$91,805.97	\$22,683.74	\$1.83		\$11,316.26	\$69,122.23		
		04/16/20		\$7.79	Sell			12,423	\$96,775.17	\$22,683.74	\$1.83		\$11,316.26	\$74,091.43		
		04/17/20		\$7.98	Sell			12,423	\$99,135.54	\$22,683.74	\$1.83		\$11,316.26	\$76,451.80		
		04/20/20		\$7.72	Sell			12,423	\$95,905.56	\$22,683.74	\$1.83		\$11,316.26	\$73,221.82		
		04/21/20		\$6.87	Sell			12,423	\$85,346.01	\$22,683.74	\$1.83		\$11,316.26	\$62,662.27		

Last Buy  
Dry Powder = 0  
AA Advises Number  
of Shares to Buy


NDX 100 - 3x		Ticker: <b>TQQQ</b>		Number of Shares To Buy On: <b>1/2/15</b>		<b>1,507</b>		Periodic Credit/Debit		<b>\$550.00</b>		Optional AA PLUS!		<b>\$184.00</b>					
Automated Investing With Discipline.				 <b>AUTOMATED ALLOCATIONS</b>		The Strategy That Adjusts. Automatically.						Initial Account (+/- Cash in/out):		<b>\$66,500.00</b>		Number of Buys:		<b>63</b>	
												Highest Amount Deployed:		<b>\$52,493.78</b>		Number of Sells:		<b>57</b>	
Total Amount Committed:		<b>\$5,500.00</b>		Force #	\$1.92	Action	Action	Action	\$2,893.44	\$1.92	Action	\$2,606.56	Total Number of Trades:		<b>120</b>				
Next BUY At	Next SELL At	Date	Shares	Price	Action	Action Amount	Action Shares	Shares	Market Value	Deployed	Avg Cost	Override	Cash On Hand	Total Gain \$	Annualized %	+/- Cash			
		04/22/20		\$7.48	Sell			12,423	\$92,924.04	\$22,683.74	\$1.83		\$11,316.26	\$70,240.30					
		04/23/20		\$7.43	Sell			12,423	\$92,302.89	\$22,683.74	\$1.83		\$11,316.26	\$69,619.15					
		04/24/20		\$7.79	Sell			12,423	\$96,775.17	\$22,683.74	\$1.83		\$11,316.26	\$74,091.43					
		04/27/20		\$7.94	Sell			12,423	\$98,638.62	\$22,683.74	\$1.83		\$11,316.26	\$75,954.88					
		04/28/20		\$7.51	Sell			12,423	\$93,296.73	\$22,683.74	\$1.83		\$11,316.26	\$70,612.99					
		04/29/20		\$8.29	Sell			12,423	\$102,986.67	\$22,683.74	\$1.83		\$11,316.26	\$80,302.93					
		04/30/20		\$8.34	Sell			12,423	\$103,607.82	\$22,683.74	\$1.83		\$11,316.26	\$80,924.08					
		05/01/20	98	\$7.60	Buy	\$744.80	98	12,521	\$95,159.60	\$23,428.54	\$1.87		\$11,121.46	\$71,731.06		\$550.00			
		05/04/20		\$7.86	Sell			12,521	\$98,415.06	\$23,428.54	\$1.87		\$10,571.46	\$74,986.52		-\$550.00			
		05/05/20		\$8.11	Sell			12,521	\$101,545.31	\$23,428.54	\$1.87		\$10,571.46	\$78,116.77					
		05/06/20		\$8.28	Sell			12,521	\$103,673.88	\$23,428.54	\$1.87		\$10,571.46	\$80,245.34					
		05/07/20		\$8.60	Sell	\$11,945.40	1,389	11,132	\$95,735.20	\$11,483.14	\$1.03		\$22,516.86	\$84,252.06					
		05/08/20		\$8.94	Sell			11,132	\$99,520.08	\$11,483.14	\$1.03		\$22,516.86	\$88,036.94					
		05/11/20		\$9.17	Sell			11,132	\$102,080.44	\$11,483.14	\$1.03		\$22,516.86	\$90,597.30					
		05/12/20		\$8.62	Sell			11,132	\$95,957.84	\$11,483.14	\$1.03		\$22,516.86	\$84,474.70					
		05/13/20		\$8.30	Sell			11,132	\$92,395.60	\$11,483.14	\$1.03		\$22,516.86	\$80,912.46					
		05/14/20		\$8.57	Sell			11,132	\$95,401.24	\$11,483.14	\$1.03		\$22,516.86	\$83,918.10					
		05/15/20		\$8.72	Sell			11,132	\$97,071.04	\$11,483.14	\$1.03		\$22,516.86	\$85,587.90					
		05/18/20		\$9.22	Sell			11,132	\$102,637.04	\$11,483.14	\$1.03		\$22,516.86	\$91,153.90					
		05/19/20		\$9.15	Sell			11,132	\$101,857.80	\$11,483.14	\$1.03		\$22,516.86	\$90,374.66					
		05/20/20		\$9.69	Sell	\$12,112.50	1,250	9,882	\$95,756.58	-\$629.36	-\$0.06		\$34,629.36	\$96,385.94					
		05/21/20		\$9.39	Sell			9,882	\$92,791.98	-\$629.36	-\$0.06		\$34,629.36	\$93,421.34					
		05/22/20		\$9.47	Sell			9,882	\$93,582.54	-\$629.36	-\$0.06		\$34,629.36	\$94,211.90					
		05/26/20		\$9.44	Sell			9,882	\$93,286.08	-\$629.36	-\$0.06		\$34,629.36	\$93,915.44					
		05/27/20		\$9.57	Sell			9,882	\$94,570.74	-\$629.36	-\$0.06		\$34,629.36	\$95,200.10					
		05/28/20		\$9.51	Sell			9,882	\$93,977.82	-\$629.36	-\$0.06		\$34,629.36	\$94,607.18					
		05/29/20		\$9.90	Sell			9,882	\$97,831.80	-\$629.36	-\$0.06		\$34,629.36	\$98,461.16					
		06/01/20		\$10.02	Sell			9,882	\$99,017.64	-\$629.36	-\$0.06		\$34,629.36	\$99,647.00					
		06/02/20		\$10.22	Sell			9,882	\$100,994.04	-\$629.36	-\$0.06		\$34,629.36	\$101,623.40					


NDX 100 - 3x		Ticker: <b>TQQQ</b>		Number of Shares To Buy On: <b>1/2/15</b>		<b>1,507</b>		Periodic Credit/Debit		<b>\$550.00</b>		Optional AA PLUS!		<b>\$184.00</b>				
Automated Investing With Discipline.				 <b>AUTOMATED ALLOCATIONS</b>		The Strategy That Adjusts. Automatically.				Initial Account (+/- Cash in/out):		<b>\$66,500.00</b>		Number of Buys:		<b>63</b>		
										Highest Amount Deployed:		<b>\$52,493.78</b>		Number of Sells:		<b>57</b>		
Total Amount Committed:		<b>\$5,500.00</b>		Force #	\$1.92	Action	Action	Action	Shares	Market Value	\$2,893.44	\$1.92	Action	\$2,606.56	Total Number of Trades:		<b>120</b>	
Next BUY At	Next SELL At	Date	Shares	Price	Action	Amount	Shares	Shares	Market Value	Deployed	Avg Cost	Override	Cash On Hand	Total Gain \$	Annualized %	+/- Cash		
		06/03/20		\$10.36	<b>Sell</b>			9,882	\$102,377.52	-\$629.36	-\$0.06		\$34,629.36	\$103,006.88				
		06/04/20		\$10.15	<b>Sell</b>			9,882	\$100,302.30	-\$629.36	-\$0.06		\$34,629.36	\$100,931.66				
		06/05/20		\$10.75	<b>Sell</b>	\$10,674.75	993	8,889	\$95,556.75	-\$11,304.11	-\$1.27		\$45,304.11	\$106,860.86				
		06/08/20		\$10.99	<b>Sell</b>			8,889	\$97,690.11	-\$11,304.11	-\$1.27		\$45,304.11	\$108,994.22				
		06/09/20		\$11.24	<b>Sell</b>			8,889	\$99,912.36	-\$11,304.11	-\$1.27		\$45,304.11	\$111,216.47				
		06/10/20		\$11.64	<b>Sell</b>			8,889	\$103,467.96	-\$11,304.11	-\$1.27		\$45,304.11	\$114,772.07				
		06/11/20		\$9.93	<b>Sell</b>			8,889	\$88,267.77	-\$11,304.11	-\$1.27		\$45,304.11	\$99,571.88				
		06/12/20		\$10.14	<b>Sell</b>			8,889	\$90,134.46	-\$11,304.11	-\$1.27		\$45,304.11	\$101,438.57				
		06/15/20		\$10.50	<b>Sell</b>			8,889	\$93,334.50	-\$11,304.11	-\$1.27		\$45,304.11	\$104,638.61				
		06/16/20		\$11.05	<b>Sell</b>			8,889	\$98,223.45	-\$11,304.11	-\$1.27		\$45,304.11	\$109,527.56				
		06/17/20		\$11.16	<b>Sell</b>			8,889	\$99,201.24	-\$11,304.11	-\$1.27		\$45,304.11	\$110,505.35				
		06/18/20		\$11.25	<b>Sell</b>			8,889	\$100,001.25	-\$11,304.11	-\$1.27		\$45,304.11	\$111,305.36				
		06/19/20		\$11.23	<b>Sell</b>			8,889	\$99,823.47	-\$11,304.11	-\$1.27		\$45,304.11	\$111,127.58				
		06/22/20		\$11.63	<b>Sell</b>			8,889	\$103,379.07	-\$11,304.11	-\$1.27		\$45,304.11	\$114,683.18				
		06/23/20		\$11.94	<b>Sell</b>	\$10,590.78	887	8,002	\$95,543.88	-\$21,894.89	-\$2.74		\$55,894.89	\$117,438.77				
		06/24/20		\$11.23	<b>Sell</b>			8,002	\$89,862.46	-\$21,894.89	-\$2.74		\$55,894.89	\$111,757.35				
		06/25/20		\$11.53	<b>Sell</b>			8,002	\$92,263.06	-\$21,894.89	-\$2.74		\$55,894.89	\$114,157.95				
		06/26/20		\$10.70	<b>Sell</b>			8,002	\$85,621.40	-\$21,894.89	-\$2.74		\$55,894.89	\$107,516.29				
		06/29/20		\$11.04	<b>Sell</b>			8,002	\$88,342.08	-\$21,894.89	-\$2.74		\$55,894.89	\$110,236.97				
		06/30/20		\$11.68	<b>Sell</b>			8,002	\$93,463.36	-\$21,894.89	-\$2.74		\$55,894.89	\$115,358.25				
		07/01/20		\$12.10	<b>Sell</b>			8,002	\$96,824.20	-\$21,894.89	-\$2.74		\$55,894.89	\$118,719.09				
		07/02/20		\$12.35	<b>Sell</b>			8,002	\$98,824.70	-\$21,894.89	-\$2.74		\$55,894.89	\$120,719.59				
		07/06/20		\$13.26	<b>Sell</b>	\$10,554.96	796	7,206	\$95,551.56	-\$32,449.85	-\$4.50		\$66,449.85	\$128,001.41				
		07/07/20		\$13.00	<b>Sell</b>			7,206	\$93,678.00	-\$32,449.85	-\$4.50		\$66,449.85	\$126,127.85				
		07/08/20		\$13.50	<b>Sell</b>			7,206	\$97,281.00	-\$32,449.85	-\$4.50		\$66,449.85	\$129,730.85				
		07/09/20		\$13.84	<b>Sell</b>			7,206	\$99,731.04	-\$32,449.85	-\$4.50		\$66,449.85	\$132,180.89				
		07/10/20		\$14.13	<b>Sell</b>			7,206	\$101,820.78	-\$32,449.85	-\$4.50		\$66,449.85	\$134,270.63				
		07/13/20		\$13.26	<b>Sell</b>			7,206	\$95,551.56	-\$32,449.85	-\$4.50		\$66,449.85	\$128,001.41				
		07/14/20		\$13.54	<b>Sell</b>			7,206	\$97,569.24	-\$32,449.85	-\$4.50		\$66,449.85	\$130,019.09				




NDX 100 - 3x		Ticker: TQQQ		Number of Shares To Buy On: 1/2/15		1,507		Periodic Credit/Debit		\$550.00		Optional AA PLUS!		\$184.00																			
Automated Investing With Discipline.				 AUTOMATED ALLOCATIONS		The Strategy That Adjusts. Automatically.						Initial Account (+/- Cash in/out):		\$66,500.00		Number of Buys:		63															
Total Amount Committed:				\$5,500.00		Force #		\$1.92		Action		\$2,893.44		\$1.92		Action		\$2,606.56		Total Number of Trades:		120											
Next BUY At		Next SELL At		Date		Shares		Price		Action		Amount		Shares		Shares		Market Value		Deployed		Avg Cost		Override		Cash On Hand		Total Gain \$		Annualized %		+/- Cash	
				08/25/20				\$17.62	Sell									5,776	\$101,773.12	-\$54,818.15	-\$9.49					\$88,818.15	\$156,591.27						
				08/26/20				\$18.74	Sell	\$12,443.36	664	5,112	\$95,798.88	-\$67,261.51	-\$13.16				\$101,261.51	-\$67,261.51	-\$13.16					\$101,261.51	\$163,060.39						
				08/27/20				\$18.57	Sell			5,112	\$94,929.84	-\$67,261.51	-\$13.16				\$101,261.51	-\$67,261.51	-\$13.16					\$101,261.51	\$162,191.35						
				08/28/20				\$18.86	Sell			5,112	\$96,412.32	-\$67,261.51	-\$13.16				\$101,261.51	-\$67,261.51	-\$13.16					\$101,261.51	\$163,673.83						
				08/31/20				\$19.30	Sell			5,112	\$98,661.60	-\$67,261.51	-\$13.16				\$101,261.51	-\$67,261.51	-\$13.16					\$101,261.51	\$165,923.11						
				09/01/20	36			\$20.30	Buy	\$730.80	36	5,148	\$104,504.40	-\$66,530.71	-\$12.92				\$101,080.71	-\$66,530.71	-\$12.92					\$101,080.71	\$171,035.11				\$550.00		
				09/02/20				\$20.87	Sell	\$11,081.97	531	4,617	\$96,356.79	-\$77,612.68	-\$16.81				\$111,612.68	-\$77,612.68	-\$16.81					\$111,612.68	\$173,969.47				-\$550.00		
				09/03/20				\$17.67	Buy			4,617	\$81,582.39	-\$77,612.68	-\$16.81				\$111,612.68	-\$77,612.68	-\$16.81					\$111,612.68	\$159,195.07						
				09/04/20				\$16.94	Buy			4,617	\$78,211.98	-\$77,612.68	-\$16.81				\$111,612.68	-\$77,612.68	-\$16.81					\$111,612.68	\$155,824.66						
				09/08/20				\$14.55	Buy	\$9,544.80	656	5,273	\$76,722.15	-\$68,067.88	-\$12.91				\$102,067.88	-\$68,067.88	-\$12.91					\$102,067.88	\$144,790.03						
				09/09/20				\$15.80	Buy			5,273	\$83,313.40	-\$68,067.88	-\$12.91				\$102,067.88	-\$68,067.88	-\$12.91					\$102,067.88	\$151,381.28						
				09/10/20				\$14.88	Buy			5,273	\$78,462.24	-\$68,067.88	-\$12.91				\$102,067.88	-\$68,067.88	-\$12.91					\$102,067.88	\$146,530.12						
				09/11/20				\$14.56	Buy			5,273	\$76,774.88	-\$68,067.88	-\$12.91				\$102,067.88	-\$68,067.88	-\$12.91					\$102,067.88	\$144,842.76						
				09/14/20				\$15.31	Buy			5,273	\$80,729.63	-\$68,067.88	-\$12.91				\$102,067.88	-\$68,067.88	-\$12.91					\$102,067.88	\$148,797.51						
				09/15/20				\$15.96	Buy			5,273	\$84,157.08	-\$68,067.88	-\$12.91				\$102,067.88	-\$68,067.88	-\$12.91					\$102,067.88	\$152,224.96						
				09/16/20				\$15.19	Buy			5,273	\$80,096.87	-\$68,067.88	-\$12.91				\$102,067.88	-\$68,067.88	-\$12.91					\$102,067.88	\$148,164.75						
				09/17/20				\$14.49	Buy			5,273	\$76,405.77	-\$68,067.88	-\$12.91				\$102,067.88	-\$68,067.88	-\$12.91					\$102,067.88	\$144,473.65						
				09/18/20				\$13.93	Buy			5,273	\$73,452.89	-\$68,067.88	-\$12.91				\$102,067.88	-\$68,067.88	-\$12.91					\$102,067.88	\$141,520.77						
				09/21/20				\$14.10	Buy			5,273	\$74,349.30	-\$68,067.88	-\$12.91				\$102,067.88	-\$68,067.88	-\$12.91					\$102,067.88	\$142,417.18						
				09/22/20				\$14.87	Buy			5,273	\$78,409.51	-\$68,067.88	-\$12.91				\$102,067.88	-\$68,067.88	-\$12.91					\$102,067.88	\$146,477.39						
				09/23/20				\$13.49	Buy	\$9,969.11	739	6,012	\$81,101.88	-\$58,098.77	-\$9.66				\$92,098.77	-\$58,098.77	-\$9.66					\$92,098.77	\$139,200.65						
				09/24/20				\$13.69	Buy			6,012	\$82,304.28	-\$58,098.77	-\$9.66				\$92,098.77	-\$58,098.77	-\$9.66					\$92,098.77	\$140,403.05						
				09/25/20				\$14.65	Buy			6,012	\$88,075.80	-\$58,098.77	-\$9.66				\$92,098.77	-\$58,098.77	-\$9.66					\$92,098.77	\$146,174.57						
				09/28/20				\$15.51	Sell			6,012	\$93,246.12	-\$58,098.77	-\$9.66				\$92,098.77	-\$58,098.77	-\$9.66					\$92,098.77	\$151,344.89						
				09/29/20				\$15.35	Buy			6,012	\$92,284.20	-\$58,098.77	-\$9.66				\$92,098.77	-\$58,098.77	-\$9.66					\$92,098.77	\$150,382.97						
				09/30/20				\$15.66	Sell			6,012	\$94,147.92	-\$58,098.77	-\$9.66				\$92,098.77	-\$58,098.77	-\$9.66					\$92,098.77	\$152,246.69						
				10/01/20				\$16.39	Sell			6,012	\$98,536.68	-\$58,098.77	-\$9.66				\$92,098.77	-\$58,098.77	-\$9.66					\$92,098.77	\$156,635.45						
				10/02/20				\$15.04	Buy			6,012	\$90,420.48	-\$58,098.77	-\$9.66				\$92,098.77	-\$58,098.77	-\$9.66					\$92,098.77	\$148,519.25						
				10/05/20				\$15.99	Sell			6,012	\$96,131.88	-\$58,098.77	-\$9.66				\$92,098.77	-\$58,098.77	-\$9.66					\$92,098.77	\$154,230.65						

NDX 100 - 3x		Ticker: TQQQ		Number of Shares To Buy On: 1/2/15			1,507		Periodic Credit/Debit \$550.00				Optional AA PLUS! \$184.00																				
Automated Investing With Discipline.				 AUTOMATED ALLOCATIONS		The Strategy That Adjusts. Automatically.				Initial Account (+/- Cash in/out): \$66,500.00		Number of Buys: 63																					
Total Amount Committed: \$5,500.00				Force #		\$1.92		Action		Action		Action		Total Number of Trades: 120																			
Next BUY At		Next SELL At		Date		Shares		Price		Action		Amount		Shares		Shares		Market Value		\$2,893.44		\$1.92		Action		\$2,606.56		Total Gain \$		Annualized %		+/- Cash	
Deployed		Avg Cost		Override		Cash On Hand		Total Gain \$		Annualized %		+/- Cash																					
				10/06/20				\$15.13	Buy					6,012			\$90,961.56	-\$58,098.77	-\$9.66						\$92,098.77	\$149,060.33							
				10/07/20				\$15.92	Sell					6,012			\$95,711.04	-\$58,098.77	-\$9.66							\$92,098.77	\$153,809.81						
				10/08/20				\$16.16	Sell					6,012			\$97,153.92	-\$58,098.77	-\$9.66							\$92,098.77	\$155,252.69						
				10/09/20				\$16.88	Sell					6,012			\$101,482.56	-\$58,098.77	-\$9.66							\$92,098.77	\$159,581.33						
				10/12/20				\$18.45	Sell					6,012			\$110,921.40	-\$58,098.77	-\$9.66							\$92,098.77	\$169,020.17						
				10/13/20				\$18.45	Sell					6,012			\$110,921.40	-\$58,098.77	-\$9.66							\$92,098.77	\$169,020.17						
				10/14/20				\$18.00	Sell					6,012			\$108,216.00	-\$58,098.77	-\$9.66							\$92,098.77	\$166,314.77						
				10/15/20				\$17.62	Sell					6,012			\$105,931.44	-\$58,098.77	-\$9.66							\$92,098.77	\$164,030.21						
				10/16/20				\$17.35	Sell					6,012			\$104,308.20	-\$58,098.77	-\$9.66							\$92,098.77	\$162,406.97						
				10/19/20				\$16.49	Sell					6,012			\$99,137.88	-\$58,098.77	-\$9.66							\$92,098.77	\$157,236.65						
				10/20/20				\$16.60	Sell					6,012			\$99,799.20	-\$58,098.77	-\$9.66							\$92,098.77	\$157,897.97						
				10/21/20				\$16.55	Sell					6,012			\$99,498.60	-\$58,098.77	-\$9.66							\$92,098.77	\$157,597.37						
				10/22/20				\$16.56	Sell					6,012			\$99,558.72	-\$58,098.77	-\$9.66							\$92,098.77	\$157,657.49						
				10/23/20				\$16.66	Sell					6,012			\$100,159.92	-\$58,098.77	-\$9.66							\$92,098.77	\$158,258.69						
				10/26/20				\$15.90	Sell					6,012			\$95,590.80	-\$58,098.77	-\$9.66							\$92,098.77	\$153,689.57						
				10/27/20				\$16.28	Sell					6,012			\$97,875.36	-\$58,098.77	-\$9.66							\$92,098.77	\$155,974.13						
				10/28/20				\$14.37	Buy					6,012			\$86,392.44	-\$58,098.77	-\$9.66							\$92,098.77	\$144,491.21						
				10/29/20				\$15.10	Buy					6,012			\$90,781.20	-\$58,098.77	-\$9.66							\$92,098.77	\$148,879.97						
				10/30/20				\$14.05	Buy					6,012			\$84,468.60	-\$58,098.77	-\$9.66							\$92,098.77	\$142,567.37						
				11/02/20				\$14.05	Buy					6,012			\$84,468.60	-\$58,098.77	-\$9.66							\$92,098.77	\$142,567.37						
				11/03/20				\$14.76	Buy					6,012			\$88,737.12	-\$58,098.77	-\$9.66							\$92,098.77	\$146,835.89						
				11/04/20				\$16.75	Sell					6,012			\$100,701.00	-\$58,098.77	-\$9.66							\$92,098.77	\$158,799.77						
				11/05/20				\$18.05	Sell					6,012			\$108,516.60	-\$58,098.77	-\$9.66							\$92,098.77	\$166,615.37						
				11/06/20				\$18.11	Sell					6,012			\$108,877.32	-\$58,098.77	-\$9.66							\$92,098.77	\$166,976.09						
				11/09/20				\$17.00	Sell					6,012			\$102,204.00	-\$58,098.77	-\$9.66							\$92,098.77	\$160,302.77						
				11/10/20				\$16.08	Sell					6,012			\$96,672.96	-\$58,098.77	-\$9.66							\$92,098.77	\$154,771.73						
				11/11/20				\$17.17	Sell					6,012			\$103,226.04	-\$58,098.77	-\$9.66							\$92,098.77	\$161,324.81						
				11/12/20				\$16.91	Sell					6,012			\$101,662.92	-\$58,098.77	-\$9.66							\$92,098.77	\$159,761.69						
				11/13/20				\$17.36	Sell					6,012			\$104,368.32	-\$58,098.77	-\$9.66							\$92,098.77	\$162,467.09						

NDX 100 - 3x		Ticker: TQQQ		Number of Shares To Buy On: 1/2/15		1,507		Periodic Credit/Debit		\$550.00		Optional AA PLUS!		\$184.00																			
Automated Investing With Discipline.				 AUTOMATED ALLOCATIONS		The Strategy That Adjusts. Automatically.						Initial Account (+/- Cash in/out):		\$66,500.00		Number of Buys:		63															
Total Amount Committed:				\$5,500.00		Force #		\$1.92		Action		\$2,893.44		\$1.92		Action		\$2,606.56		Total Number of Trades:		120											
Next BUY At		Next SELL At		Date		Shares		Price		Action		Amount		Shares		Shares		Market Value		Deployed		Avg Cost		Override		Cash On Hand		Total Gain \$		Annualized %		+/- Cash	
					11/16/20				\$17.76		Sell							6,012	\$106,773.12							\$92,098.77					\$164,871.89		
					11/17/20				\$17.59		Sell							6,012	\$105,751.08							\$92,098.77					\$163,849.85		
					11/18/20				\$17.19		Sell							6,012	\$103,346.28							\$92,098.77					\$161,445.05		
					11/19/20				\$17.61		Sell							6,012	\$105,871.32							\$92,098.77					\$163,970.09		
					11/20/20				\$17.25		Sell							6,012	\$103,707.00							\$92,098.77					\$161,805.77		
					11/23/20				\$17.26		Sell							6,012	\$103,767.12							\$92,098.77					\$161,865.89		
					11/24/20				\$17.96		Sell							6,012	\$107,975.52							\$92,098.77					\$166,074.29		
					11/25/20				\$18.30		Sell							6,012	\$110,019.60							\$92,098.77					\$168,118.37		
					11/27/20				\$18.80		Sell							6,012	\$113,025.60							\$92,098.77					\$171,124.37		
					11/30/20				\$18.90		Sell							6,012	\$113,626.80							\$92,098.77					\$171,725.57		
					12/01/20				\$19.64		Sell							6,012	\$118,075.68							\$92,098.77					\$176,174.45		
					12/02/20				\$19.72		Sell							6,012	\$118,556.64							\$92,098.77					\$176,655.41		
					12/03/20				\$19.80		Sell	\$11,543.40	583	5,429	\$107,494.20			5,429	\$107,494.20							\$103,642.17					\$177,136.37		
					12/04/20				\$20.04		Sell							5,429	\$108,797.16							\$103,642.17					\$178,439.33		
					12/07/20				\$20.38		Sell							5,429	\$110,643.02							\$103,642.17					\$180,285.19		
					12/08/20				\$20.57		Sell							5,429	\$111,674.53							\$103,642.17					\$181,316.70		
					12/09/20				\$19.19		Sell							5,429	\$104,182.51							\$103,642.17					\$173,824.68		
					12/10/20				\$19.43		Sell							5,429	\$105,485.47							\$103,642.17					\$175,127.64		
					12/11/20				\$19.29		Sell							5,429	\$104,725.41							\$103,642.17					\$174,367.58		
					12/14/20				\$19.70		Sell							5,429	\$106,951.30							\$103,642.17					\$176,593.47		
					12/15/20				\$20.31		Sell							5,429	\$110,262.99							\$103,642.17					\$179,905.16		
					12/16/20				\$20.66		Sell							5,429	\$112,163.14							\$103,642.17					\$181,805.31		
					12/17/20				\$21.08		Sell							5,429	\$114,443.32							\$103,642.17					\$184,085.49		
					12/18/20				\$20.85		Sell							5,429	\$113,194.65							\$103,642.17					\$182,836.82		
					12/21/20				\$20.77		Sell							5,429	\$112,760.33							\$103,642.17					\$182,402.50		
					12/22/20				\$20.94		Sell							5,429	\$113,683.26							\$103,642.17					\$183,325.43		
					12/23/20				\$20.62		Sell							5,429	\$111,945.98							\$103,642.17					\$181,588.15		
					12/24/20				\$20.89		Sell							5,429	\$113,411.81							\$103,642.17					\$183,053.98		
					12/28/20				\$21.51		Sell							5,429	\$116,777.79							\$103,642.17					\$186,419.96		


NDX 100 - 3x		Ticker: TQQQ		Number of Shares To Buy On: 1/2/15		1,507		Periodic Credit/Debit		\$550.00		Optional AA PLUS!		\$184.00		
Automated Investing With Discipline.				 AUTOMATED ALLOCATIONS		The Strategy That Adjusts. Automatically.				Initial Account (+/- Cash in/out):		\$66,500.00		Number of Buys: 63		
										Highest Amount Deployed:		\$52,493.78		Number of Sells: 57		
Total Amount Committed:		\$5,500.00		Force #	\$1.92	Action	Action	Action	Action	\$2,893.44	\$1.92	Action	\$2,606.56	Total Number of Trades: 120		
Next BUY At	Next SELL At	Date	Shares	Price	Action	Amount	Shares	Shares	Market Value	Deployed	Avg Cost	Override	Cash On Hand	Total Gain \$	Annualized %	+/- Cash
		12/29/20		\$21.58	Sell			5,429	\$117,157.82	-\$69,642.17	-\$12.83		\$103,642.17	\$186,799.99		
		12/30/20		\$21.57	Sell			5,429	\$117,103.53	-\$69,642.17	-\$12.83		\$103,642.17	\$186,745.70		
		12/31/20		\$21.74	Sell			5,429	\$118,026.46	-\$69,642.17	-\$12.83		\$103,642.17	\$187,668.63		
		01/04/21	428	\$20.79	Buy	\$8,898.12	428	5,857	\$121,767.03	-\$60,744.05	-\$10.37		\$101,294.05	\$182,511.08		\$6,550.00
		01/05/21		\$21.31	Sell			5,857	\$124,812.67	-\$60,744.05	-\$10.37		\$100,744.05	\$185,556.72		-\$550.00
		01/06/21		\$20.43	Sell			5,857	\$119,658.51	-\$60,744.05	-\$10.37		\$100,744.05	\$180,402.56		
		01/07/21		\$21.91	Sell			5,857	\$128,326.87	-\$60,744.05	-\$10.37		\$100,744.05	\$189,070.92		
		01/08/21		\$22.76	Sell	\$16,364.44	719	5,138	\$116,940.88	-\$77,108.49	-\$15.01		\$117,108.49	\$194,049.37		
		01/11/21		\$21.75	Sell			5,138	\$111,751.50	-\$77,108.49	-\$15.01		\$117,108.49	\$188,859.99		
		01/12/21		\$21.66	Sell			5,138	\$111,289.08	-\$77,108.49	-\$15.01		\$117,108.49	\$188,397.57		
		01/13/21		\$22.08	Sell			5,138	\$113,447.04	-\$77,108.49	-\$15.01		\$117,108.49	\$190,555.53		
		01/14/21		\$21.74	Sell			5,138	\$111,700.12	-\$77,108.49	-\$15.01		\$117,108.49	\$188,808.61		
		01/15/21		\$21.21	Sell			5,138	\$108,976.98	-\$77,108.49	-\$15.01		\$117,108.49	\$186,085.47		
		01/19/21		\$22.13	Sell			5,138	\$113,703.94	-\$77,108.49	-\$15.01		\$117,108.49	\$190,812.43		
		01/20/21		\$23.67	Sell			5,138	\$121,616.46	-\$77,108.49	-\$15.01		\$117,108.49	\$198,724.95		
		01/21/21		\$24.26	Sell			5,138	\$124,647.88	-\$77,108.49	-\$15.01		\$117,108.49	\$201,756.37		
		01/22/21		\$24.04	Sell			5,138	\$123,517.52	-\$77,108.49	-\$15.01		\$117,108.49	\$200,626.01		
		01/25/21		\$24.71	Sell			5,138	\$126,959.98	-\$77,108.49	-\$15.01		\$117,108.49	\$204,068.47		
		01/26/21		\$24.74	Sell			5,138	\$127,114.12	-\$77,108.49	-\$15.01		\$117,108.49	\$204,222.61		
		01/27/21		\$22.74	Sell			5,138	\$116,838.12	-\$77,108.49	-\$15.01		\$117,108.49	\$193,946.61		
		01/28/21		\$23.08	Sell			5,138	\$118,585.04	-\$77,108.49	-\$15.01		\$117,108.49	\$195,693.53		
		01/29/21		\$21.64	Sell			5,138	\$111,186.32	-\$77,108.49	-\$15.01		\$117,108.49	\$188,294.81		
		02/01/21		\$23.23	Sell			5,138	\$119,355.74	-\$77,108.49	-\$15.01		\$117,108.49	\$196,464.23		
		02/02/21		\$24.35	Sell			5,138	\$125,110.30	-\$77,108.49	-\$15.01		\$117,108.49	\$202,218.79		
		02/03/21		\$24.07	Sell			5,138	\$123,671.66	-\$77,108.49	-\$15.01		\$117,108.49	\$200,780.15		
		02/04/21		\$24.93	Sell			5,138	\$128,090.34	-\$77,108.49	-\$15.01		\$117,108.49	\$205,198.83		
		02/05/21		\$25.19	Sell	\$12,947.66	514	4,624	\$116,478.56	-\$90,056.15	-\$19.48		\$130,056.15	\$206,534.71		
		02/08/21		\$25.68	Sell			4,624	\$118,744.32	-\$90,056.15	-\$19.48		\$130,056.15	\$208,800.47		
		02/09/21		\$25.67	Sell			4,624	\$118,698.08	-\$90,056.15	-\$19.48		\$130,056.15	\$208,754.23		


Rule #2  
Periodic Credit/Debit  
+  
Annual Addition  
(\$6,000 + \$550)


NDX 100 - 3x		Ticker: TQQQ		Number of Shares To Buy On: 1/2/15		1,507		Periodic Credit/Debit \$550.00				Optional AA PLUS! \$184.00				
Automated Investing With Discipline.						The Strategy That Adjusts. Automatically.				Initial Account (+/- Cash in/out): \$66,500.00		Number of Buys: 63				
										Highest Amount Deployed: \$52,493.78		Number of Sells: 57				
Total Amount Committed: \$5,500.00		Force #		\$1.92	Action		Action				Total Number of Trades: 120					
Next BUY At	Next SELL At	Date	Shares	Price	Action	Action Amount	Shares	Shares	Market Value	Deployed	Avg Cost	Override	Cash On Hand	Total Gain \$	Annualized %	+/- Cash
		02/10/21		\$25.49	Sell			4,624	\$117,865.76	-\$90,056.15	-\$19.48		\$130,056.15	\$207,921.91		
		02/11/21		\$25.90	Sell			4,624	\$119,761.60	-\$90,056.15	-\$19.48		\$130,056.15	\$209,817.75		
		02/12/21		\$26.34	Sell			4,624	\$121,796.16	-\$90,056.15	-\$19.48		\$130,056.15	\$211,852.31		
		02/16/21		\$26.12	Sell			4,624	\$120,778.88	-\$90,056.15	-\$19.48		\$130,056.15	\$210,835.03		
		02/17/21		\$25.75	Sell			4,624	\$119,068.00	-\$90,056.15	-\$19.48		\$130,056.15	\$209,124.15		
		02/18/21		\$25.41	Sell			4,624	\$117,495.84	-\$90,056.15	-\$19.48		\$130,056.15	\$207,551.99		
		02/19/21		\$25.07	Sell			4,624	\$115,923.68	-\$90,056.15	-\$19.48		\$130,056.15	\$205,979.83		
		02/22/21		\$23.13	Sell			4,624	\$106,953.12	-\$90,056.15	-\$19.48		\$130,056.15	\$197,009.27		
		02/23/21		\$22.92	Sell			4,624	\$105,982.08	-\$90,056.15	-\$19.48		\$130,056.15	\$196,038.23		
		02/24/21		\$23.48	Sell			4,624	\$108,571.52	-\$90,056.15	-\$19.48		\$130,056.15	\$198,627.67		
		02/25/21		\$21.02	Buy			4,624	\$97,196.48	-\$90,056.15	-\$19.48		\$130,056.15	\$187,252.63		
		02/26/21		\$21.34	Buy			4,624	\$98,676.16	-\$90,056.15	-\$19.48		\$130,056.15	\$188,732.31		
		03/01/21		\$23.20	Sell			4,624	\$107,276.80	-\$90,056.15	-\$19.48		\$130,056.15	\$197,332.95		
		03/02/21		\$22.09	Sell			4,624	\$102,144.16	-\$90,056.15	-\$19.48		\$130,056.15	\$192,200.31		
		03/03/21		\$20.17	Buy			4,624	\$93,266.08	-\$90,056.15	-\$19.48		\$130,056.15	\$183,322.23		
		03/04/21		\$19.18	Buy			4,624	\$88,688.32	-\$90,056.15	-\$19.48		\$130,056.15	\$178,744.47		
		03/05/21		\$20.03	Buy			4,624	\$92,618.72	-\$90,056.15	-\$19.48		\$130,056.15	\$182,674.87		
		03/08/21		\$18.32	Buy			4,624	\$84,711.68	-\$90,056.15	-\$19.48		\$130,056.15	\$174,767.83		
		03/09/21		\$20.48	Buy			4,624	\$94,699.52	-\$90,056.15	-\$19.48		\$130,056.15	\$184,755.67		
		03/10/21		\$20.30	Buy			4,624	\$93,867.20	-\$90,056.15	-\$19.48		\$130,056.15	\$183,923.35		
		03/11/21		\$21.71	Buy			4,624	\$100,387.04	-\$90,056.15	-\$19.48		\$130,056.15	\$190,443.19		
		03/12/21		\$21.17	Buy			4,624	\$97,890.08	-\$90,056.15	-\$19.48		\$130,056.15	\$187,946.23		
		03/15/21		\$21.85	Sell			4,624	\$101,034.40	-\$90,056.15	-\$19.48		\$130,056.15	\$191,090.55		
		03/16/21		\$22.21	Sell			4,624	\$102,699.04	-\$90,056.15	-\$19.48		\$130,056.15	\$192,755.19		
		03/17/21		\$22.49	Sell			4,624	\$103,993.76	-\$90,056.15	-\$19.48		\$130,056.15	\$194,049.91		
		03/18/21		\$20.42	Buy			4,624	\$94,422.08	-\$90,056.15	-\$19.48		\$130,056.15	\$184,478.23		
		03/19/21		\$20.69	Buy			4,624	\$95,670.56	-\$90,056.15	-\$19.48		\$130,056.15	\$185,726.71		
		03/22/21		\$21.79	Buy			4,624	\$100,756.96	-\$90,056.15	-\$19.48		\$130,056.15	\$190,813.11		
		03/23/21		\$21.50	Buy			4,624	\$99,416.00	-\$90,056.15	-\$19.48		\$130,056.15	\$189,472.15		


NDX 100 - 3x			Ticker: TQQQ		Number of Shares To Buy On: 1/2/15		1,507		Periodic Credit/Debit \$550.00				Optional AA PLUS! \$184.00				
Automated Investing With Discipline.				AA AUTOMATED ALLOCATIONS		The Strategy That Adjusts. Automatically.				Initial Account (+/- Cash in/out): \$66,500.00			Number of Buys: 63				
										Highest Amount Deployed: \$52,493.78			Number of Sells: 57				
Total Amount Committed: \$5,500.00			Force #	\$1.92		Action	Action	Action	Shares	Market Value	\$2,893.44	\$1.92	Action	\$2,606.56	Total Number of Trades: 120		
Next BUY At	Next SELL At		Date	Shares	Price	Action	Amount	Shares	Shares	Market Value	Deployed	Avg Cost	Override	Cash On Hand	Total Gain \$	Annualized %	+/- Cash
			03/24/21		\$20.42	Buy			4,624	\$94,422.08	-\$90,056.15	-\$19.48		\$130,056.15	\$184,478.23		
			03/25/21		\$20.31	Buy			4,624	\$93,913.44	-\$90,056.15	-\$19.48		\$130,056.15	\$183,969.59		
			03/26/21		\$21.20	Buy			4,624	\$98,028.80	-\$90,056.15	-\$19.48		\$130,056.15	\$188,084.95		
			03/29/21		\$21.19	Buy			4,624	\$97,982.56	-\$90,056.15	-\$19.48		\$130,056.15	\$188,038.71		
			03/30/21		\$20.89	Buy			4,624	\$96,595.36	-\$90,056.15	-\$19.48		\$130,056.15	\$186,651.51		
			03/31/21		\$21.83	Sell			4,624	\$100,941.92	-\$90,056.15	-\$19.48		\$130,056.15	\$190,998.07		
			04/01/21		\$22.94	Sell			4,624	\$106,074.56	-\$90,056.15	-\$19.48		\$130,056.15	\$196,130.71		
			04/05/21		\$24.32	Sell			4,624	\$112,455.68	-\$90,056.15	-\$19.48		\$130,056.15	\$202,511.83		
			04/06/21		\$24.26	Sell			4,624	\$112,178.24	-\$90,056.15	-\$19.48		\$130,056.15	\$202,234.39		
			04/07/21		\$24.44	Sell			4,624	\$113,010.56	-\$90,056.15	-\$19.48		\$130,056.15	\$203,066.71		
			04/08/21		\$25.20	Sell			4,624	\$116,524.80	-\$90,056.15	-\$19.48		\$130,056.15	\$206,580.95		
			04/09/21		\$25.66	Sell			4,624	\$118,651.84	-\$90,056.15	-\$19.48		\$130,056.15	\$208,707.99		
			04/12/21		\$25.56	Sell			4,624	\$118,189.44	-\$90,056.15	-\$19.48		\$130,056.15	\$208,245.59		
			04/13/21		\$26.43	Sell			4,624	\$122,212.32	-\$90,056.15	-\$19.48		\$130,056.15	\$212,268.47		
			04/14/21		\$25.50	Sell			4,624	\$117,912.00	-\$90,056.15	-\$19.48		\$130,056.15	\$207,968.15		
			04/15/21		\$26.63	Sell			4,624	\$123,137.12	-\$90,056.15	-\$19.48		\$130,056.15	\$213,193.27		
			04/16/21		\$26.74	Sell			4,624	\$123,645.76	-\$90,056.15	-\$19.48		\$130,056.15	\$213,701.91		
			04/19/21		\$26.01	Sell			4,624	\$120,270.24	-\$90,056.15	-\$19.48		\$130,056.15	\$210,326.39		
			04/20/21		\$25.44	Sell			4,624	\$117,634.56	-\$90,056.15	-\$19.48		\$130,056.15	\$207,690.71		
			04/21/21		\$26.09	Sell			4,624	\$120,640.16	-\$90,056.15	-\$19.48		\$130,056.15	\$210,696.31		
			04/22/21		\$25.14	Sell			4,624	\$116,247.36	-\$90,056.15	-\$19.48		\$130,056.15	\$206,303.51		
			04/23/21		\$26.09	Sell			4,624	\$120,640.16	-\$90,056.15	-\$19.48		\$130,056.15	\$210,696.31		
			04/26/21		\$26.60	Sell			4,624	\$122,998.40	-\$90,056.15	-\$19.48		\$130,056.15	\$213,054.55		
			04/27/21		\$26.25	Sell			4,624	\$121,380.00	-\$90,056.15	-\$19.48		\$130,056.15	\$211,436.15		
			04/28/21		\$25.98	Sell			4,624	\$120,131.52	-\$90,056.15	-\$19.48		\$130,056.15	\$210,187.67		
			04/29/21		\$26.24	Sell			4,624	\$121,333.76	-\$90,056.15	-\$19.48		\$130,056.15	\$211,389.91		
			04/30/21		\$25.75	Sell			4,624	\$119,068.00	-\$90,056.15	-\$19.48		\$130,056.15	\$209,124.15		
			05/03/21	29	\$25.33	Buy	\$734.57	29	4,653	\$117,860.49	-\$89,321.58	-\$19.20		\$129,871.58	\$207,182.07		\$550.00
			05/04/21		\$24.00	Sell			4,653	\$111,672.00	-\$89,321.58	-\$19.20		\$129,321.58	\$200,993.58		-\$550.00


Rule #2  
Periodic Credit/Debit


NDX 100 - 3x		Ticker: TQQQ		Number of Shares To Buy On: 1/2/15		1,507		Periodic Credit/Debit		\$550.00		Optional AA PLUS!		\$184.00									
Automated Investing With Discipline.				 AUTOMATED ALLOCATIONS		The Strategy That Adjusts. Automatically.				Initial Account (+/- Cash in/out):		\$66,500.00		Number of Buys: 63									
Total Amount Committed:				\$5,500.00		Force #		\$1.92		Action		\$2,606.56		Total Number of Trades: 120									
Next BUY At		Next SELL At		Date		Shares		Market Value		Deployed		Avg Cost		Override		Cash On Hand		Total Gain \$		Annualized %		+/- Cash	
Periodic Credit/Debit				05/05/21				\$23.72		Sell								\$129,321.58		\$199,690.74			
				05/06/21				\$24.23		Sell								\$129,321.58		\$202,063.77			
				05/07/21				\$24.83		Sell								\$129,321.58		\$204,855.57			
				05/10/21				\$22.96		Sell								\$129,321.58		\$196,154.46			
				05/11/21				\$22.85		Sell								\$129,321.58		\$195,642.63			
				05/12/21				\$21.11		Buy								\$129,321.58		\$187,546.41			
				05/13/21				\$21.55		Buy								\$129,321.58		\$189,593.73			
				05/14/21				\$22.96		Sell								\$129,321.58		\$196,154.46			
				05/17/21				\$22.57		Sell								\$129,321.58		\$194,339.79			
				05/18/21				\$22.09		Sell								\$129,321.58		\$192,106.35			
				05/19/21				\$22.18		Sell								\$129,321.58		\$192,525.12			
				05/20/21				\$23.46		Sell								\$129,321.58		\$198,480.96			
				05/21/21				\$23.07		Sell								\$129,321.58		\$196,666.29			
				05/24/21				\$24.23		Sell								\$129,321.58		\$202,063.77			
				05/25/21				\$24.34		Sell								\$129,321.58		\$202,575.60			
				05/26/21				\$24.59		Sell								\$129,321.58		\$203,738.85			
				05/27/21				\$24.30		Sell								\$129,321.58		\$202,389.48			
				05/28/21				\$24.54		Sell								\$129,321.58		\$203,506.20			
				06/01/21				\$24.30		Sell								\$129,321.58		\$202,389.48			
				06/02/21				\$24.43		Sell								\$129,321.58		\$202,994.37			
				06/03/21				\$23.66		Sell								\$129,321.58		\$199,411.56			
				06/04/21				\$24.87		Sell								\$129,321.58		\$205,041.69			
				06/07/21				\$25.09		Sell								\$129,321.58		\$206,065.35			
				06/08/21				\$25.12		Sell								\$129,321.58		\$206,204.94			
				06/09/21				\$25.15		Sell								\$129,321.58		\$206,344.53			
				06/10/21				\$25.92		Sell								\$129,321.58		\$209,927.34			
				06/11/21				\$26.12		Sell								\$129,321.58		\$210,857.94			
				06/14/21				\$26.86		Sell								\$129,321.58		\$214,301.16			
				06/15/21				\$26.36		Sell								\$129,321.58		\$211,974.66			

NDX 100 - 3x		Ticker: TQQQ		Number of Shares To Buy On: 1/2/15		1,507		Periodic Credit/Debit		\$550.00		Optional AA PLUS!		\$184.00																			
Automated Investing With Discipline.				 AUTOMATED ALLOCATIONS		The Strategy That Adjusts. Automatically.						Initial Account (+/- Cash in/out):		\$66,500.00		Number of Buys:		63															
Total Amount Committed:				\$5,500.00		Force #		\$1.92		Action		\$2,893.44		\$1.92		Action		\$2,606.56		Total Number of Trades:		120											
Next BUY At		Next SELL At		Date		Shares		Price		Action		Amount		Shares		Shares		Market Value		Deployed		Avg Cost		Override		Cash On Hand		Total Gain \$		Annualized %		+/- Cash	
				06/16/21				\$26.08	Sell					4,653			\$121,350.24			-\$89,321.58					\$129,321.58	\$210,671.82							
				06/17/21				\$27.05	Sell					4,653			\$125,863.65			-\$89,321.58					\$129,321.58	\$215,185.23							
				06/18/21				\$26.40	Sell					4,653			\$122,839.20			-\$89,321.58					\$129,321.58	\$212,160.78							
				06/21/21				\$26.89	Sell					4,653			\$125,119.17			-\$89,321.58					\$129,321.58	\$214,440.75							
				06/22/21				\$27.64	Sell					4,653			\$128,608.92			-\$89,321.58					\$129,321.58	\$217,930.50							
				06/23/21				\$27.69	Sell					4,653			\$128,841.57			-\$89,321.58					\$129,321.58	\$218,163.15							
				06/24/21				\$28.20	Sell	\$13,874.40	492			4,161			\$117,340.20			-\$103,195.98					\$143,195.98	\$220,536.18							
				06/25/21				\$28.11	Sell					4,161			\$116,965.71			-\$103,195.98					\$143,195.98	\$220,161.69							
				06/28/21				\$29.10	Sell					4,161			\$121,085.10			-\$103,195.98					\$143,195.98	\$224,281.08							
				06/29/21				\$29.43	Sell					4,161			\$122,458.23			-\$103,195.98					\$143,195.98	\$225,654.21							
				06/30/21				\$29.30	Sell					4,161			\$121,917.30			-\$103,195.98					\$143,195.98	\$225,113.28							
				07/01/21				\$29.32	Sell					4,161			\$122,000.52			-\$103,195.98					\$143,195.98	\$225,196.50							
				07/02/21				\$30.31	Sell					4,161			\$126,119.91			-\$103,195.98					\$143,195.98	\$229,315.89							
				07/06/21				\$30.72	Sell					4,161			\$127,825.92			-\$103,195.98					\$143,195.98	\$231,021.90							
				07/07/21				\$30.91	Sell					4,161			\$128,616.51			-\$103,195.98					\$143,195.98	\$231,812.49							
				07/08/21				\$30.38	Sell					4,161			\$126,411.18			-\$103,195.98					\$143,195.98	\$229,607.16							
				07/09/21				\$30.89	Sell					4,161			\$128,533.29			-\$103,195.98					\$143,195.98	\$231,729.27							
				07/12/21				\$31.28	Sell	\$12,949.92	414			3,747			\$117,206.16			-\$116,145.90					\$156,145.90	\$233,352.06							
				07/13/21				\$31.26	Sell					3,747			\$117,131.22			-\$116,145.90					\$156,145.90	\$233,277.12							
				07/14/21				\$31.43	Sell					3,747			\$117,768.21			-\$116,145.90					\$156,145.90	\$233,914.11							
				07/15/21				\$30.78	Sell					3,747			\$115,332.66			-\$116,145.90					\$156,145.90	\$231,478.56							
				07/16/21				\$30.03	Sell					3,747			\$112,522.41			-\$116,145.90					\$156,145.90	\$228,668.31							
				07/19/21				\$29.31	Sell					3,747			\$109,824.57			-\$116,145.90					\$156,145.90	\$225,970.47							
				07/20/21				\$30.27	Sell					3,747			\$113,421.69			-\$116,145.90					\$156,145.90	\$229,567.59							
				07/21/21				\$30.96	Sell					3,747			\$116,007.12			-\$116,145.90					\$156,145.90	\$232,153.02							
				07/22/21				\$31.61	Sell					3,747			\$118,442.67			-\$116,145.90					\$156,145.90	\$234,588.57							
				07/23/21				\$32.66	Sell					3,747			\$122,377.02			-\$116,145.90					\$156,145.90	\$238,522.92							
				07/26/21				\$32.80	Sell					3,747			\$122,901.60			-\$116,145.90					\$156,145.90	\$239,047.50							
				07/27/21				\$31.73	Sell					3,747			\$118,892.31			-\$116,145.90					\$156,145.90	\$235,038.21							

NDX 100 - 3x		Ticker: TQQQ	Number of Shares To Buy On: 1/2/15		1,507	Periodic Credit/Debit \$550.00				Optional AA PLUS! \$184.00						
Automated Investing With Discipline.					The Strategy That Adjusts. Automatically.					Initial Account (+/- Cash in/out): \$66,500.00		Number of Buys: 63				
Total Amount Committed: \$5,500.00			Force #	\$1.92	Action	Action	Action	Action	\$2,893.44	\$1.92	Action	\$2,606.56	Total Number of Trades: 120			
Next BUY At	Next SELL At	Date	Shares	Price	Action	Amount	Shares	Shares	Market Value	Deployed	Avg Cost	Override	Cash On Hand	Total Gain \$	Annualized %	+/- Cash
		07/28/21		\$32.08	Sell			3,747	\$120,203.76	-\$116,145.90	-\$31.00		\$156,145.90	\$236,349.66		
		07/29/21		\$32.23	Sell			3,747	\$120,765.81	-\$116,145.90	-\$31.00		\$156,145.90	\$236,911.71		
		07/30/21		\$31.75	Sell			3,747	\$118,967.25	-\$116,145.90	-\$31.00		\$156,145.90	\$235,113.15		
		08/02/21		\$31.74	Sell			3,747	\$118,929.78	-\$116,145.90	-\$31.00		\$156,145.90	\$235,075.68		
		08/03/21		\$32.29	Sell			3,747	\$120,990.63	-\$116,145.90	-\$31.00		\$156,145.90	\$237,136.53		
		08/04/21		\$32.45	Sell			3,747	\$121,590.15	-\$116,145.90	-\$31.00		\$156,145.90	\$237,736.05		
		08/05/21		\$33.06	Sell			3,747	\$123,875.82	-\$116,145.90	-\$31.00		\$156,145.90	\$240,021.72		
		08/06/21		\$32.63	Sell			3,747	\$122,264.61	-\$116,145.90	-\$31.00		\$156,145.90	\$238,410.51		
		08/09/21		\$32.81	Sell			3,747	\$122,939.07	-\$116,145.90	-\$31.00		\$156,145.90	\$239,084.97		
		08/10/21		\$32.32	Sell			3,747	\$121,103.04	-\$116,145.90	-\$31.00		\$156,145.90	\$237,248.94		
		08/11/21		\$32.14	Sell			3,747	\$120,428.58	-\$116,145.90	-\$31.00		\$156,145.90	\$236,574.48		
		08/12/21		\$32.48	Sell			3,747	\$121,702.56	-\$116,145.90	-\$31.00		\$156,145.90	\$237,848.46		
		08/13/21		\$32.80	Sell			3,747	\$122,901.60	-\$116,145.90	-\$31.00		\$156,145.90	\$239,047.50		
		08/16/21		\$32.86	Sell			3,747	\$123,126.42	-\$116,145.90	-\$31.00		\$156,145.90	\$239,272.32		
		08/17/21		\$32.00	Sell			3,747	\$119,904.00	-\$116,145.90	-\$31.00		\$156,145.90	\$236,049.90		
		08/18/21		\$31.07	Sell			3,747	\$116,419.29	-\$116,145.90	-\$31.00		\$156,145.90	\$232,565.19		
		08/19/21		\$31.51	Sell			3,747	\$118,067.97	-\$116,145.90	-\$31.00		\$156,145.90	\$234,213.87		
		08/20/21		\$32.48	Sell			3,747	\$121,702.56	-\$116,145.90	-\$31.00		\$156,145.90	\$237,848.46		
		08/23/21		\$33.93	Sell			3,747	\$127,135.71	-\$116,145.90	-\$31.00		\$156,145.90	\$243,281.61		
		08/24/21		\$34.26	Sell			3,747	\$128,372.22	-\$116,145.90	-\$31.00		\$156,145.90	\$244,518.12		
		08/25/21		\$34.30	Sell			3,747	\$128,522.10	-\$116,145.90	-\$31.00		\$156,145.90	\$244,668.00		
		08/26/21		\$33.72	Sell			3,747	\$126,348.84	-\$116,145.90	-\$31.00		\$156,145.90	\$242,494.74		
		08/27/21		\$34.71	Sell	\$12,877.41	371	3,376	\$117,180.96	-\$129,023.31	-\$38.22		\$169,023.31	\$246,204.27		
		08/30/21		\$35.86	Sell			3,376	\$121,063.36	-\$129,023.31	-\$38.22		\$169,023.31	\$250,086.67		
		08/31/21		\$35.76	Sell			3,376	\$120,725.76	-\$129,023.31	-\$38.22		\$169,023.31	\$249,749.07		
		09/01/21	20	\$35.95	Buy	\$719.00	20	3,396	\$122,086.20	-\$128,304.31	-\$37.78		\$168,854.31	\$250,390.51		\$550.00
		09/02/21		\$35.90	Sell			3,396	\$121,916.40	-\$128,304.31	-\$37.78		\$168,304.31	\$250,220.71		-\$550.00
		09/03/21		\$36.22	Sell			3,396	\$123,003.12	-\$128,304.31	-\$37.78		\$168,304.31	\$251,307.43		
		09/07/21		\$36.37	Sell			3,396	\$123,512.52	-\$128,304.31	-\$37.78		\$168,304.31	\$251,816.83		


NDX 100 - 3x		Ticker: TQQQ		Number of Shares To Buy On: 1/2/15		1,507		Periodic Credit/Debit \$550.00				Optional AA PLUS! \$184.00					
Automated Investing With Discipline.						The Strategy That Adjusts. Automatically.				Initial Account (+/- Cash in/out): \$66,500.00		Number of Buys: 63					
Total Amount Committed: \$5,500.00				Force #		\$1.92		\$2,893.44				\$1.92		Highest Amount Deployed: \$52,493.78		Number of Sells: 57	
Next BUY At	Next SELL At	Date	Shares	Price	Action	Action Amount	Action Shares	Shares	Market Value	Deployed	Avg Cost	Override	Cash On Hand	Total Gain \$	Annualized %	+/- Cash	
		09/08/21		\$36.00	Sell			3,396	\$122,256.00	-\$128,304.31	-\$37.78		\$168,304.31	\$250,560.31			
		09/09/21		\$35.62	Sell			3,396	\$120,965.52	-\$128,304.31	-\$37.78		\$168,304.31	\$249,269.83			
		09/10/21		\$34.81	Sell			3,396	\$118,214.76	-\$128,304.31	-\$37.78		\$168,304.31	\$246,519.07			
		09/13/21		\$34.73	Sell			3,396	\$117,943.08	-\$128,304.31	-\$37.78		\$168,304.31	\$246,247.39			
		09/14/21		\$34.44	Sell			3,396	\$116,958.24	-\$128,304.31	-\$37.78		\$168,304.31	\$245,262.55			
		09/15/21		\$35.20	Sell			3,396	\$119,539.20	-\$128,304.31	-\$37.78		\$168,304.31	\$247,843.51			
		09/16/21		\$35.27	Sell			3,396	\$119,776.92	-\$128,304.31	-\$37.78		\$168,304.31	\$248,081.23			
		09/17/21		\$34.02	Sell			3,396	\$115,531.92	-\$128,304.31	-\$37.78		\$168,304.31	\$243,836.23			
		09/20/21		\$31.93	Sell			3,396	\$108,434.28	-\$128,304.31	-\$37.78		\$168,304.31	\$236,738.59			
		09/21/21		\$31.97	Sell			3,396	\$108,570.12	-\$128,304.31	-\$37.78		\$168,304.31	\$236,874.43			
		09/22/21		\$32.91	Sell			3,396	\$111,762.36	-\$128,304.31	-\$37.78		\$168,304.31	\$240,066.67			
		09/23/21		\$33.82	Sell			3,396	\$114,852.72	-\$128,304.31	-\$37.78		\$168,304.31	\$243,157.03			
		09/24/21		\$33.91	Sell			3,396	\$115,158.36	-\$128,304.31	-\$37.78		\$168,304.31	\$243,462.67			
		09/27/21		\$33.10	Sell			3,396	\$112,407.60	-\$128,304.31	-\$37.78		\$168,304.31	\$240,711.91			
		09/28/21		\$30.34	Sell			3,396	\$103,034.64	-\$128,304.31	-\$37.78		\$168,304.31	\$231,338.95			
		09/29/21		\$30.14	Sell			3,396	\$102,355.44	-\$128,304.31	-\$37.78		\$168,304.31	\$230,659.75			
		09/30/21		\$29.80	Buy			3,396	\$101,200.80	-\$128,304.31	-\$37.78		\$168,304.31	\$229,505.11			
		10/01/21		\$30.34	Sell			3,396	\$103,034.64	-\$128,304.31	-\$37.78		\$168,304.31	\$231,338.95			
		10/04/21		\$28.47	Buy			3,396	\$96,684.12	-\$128,304.31	-\$37.78		\$168,304.31	\$224,988.43			
		10/05/21		\$29.57	Buy			3,396	\$100,419.72	-\$128,304.31	-\$37.78		\$168,304.31	\$228,724.03			
		10/06/21		\$30.15	Sell			3,396	\$102,389.40	-\$128,304.31	-\$37.78		\$168,304.31	\$230,693.71			
		10/07/21		\$30.97	Sell			3,396	\$105,174.12	-\$128,304.31	-\$37.78		\$168,304.31	\$233,478.43			
		10/08/21		\$30.49	Sell			3,396	\$103,544.04	-\$128,304.31	-\$37.78		\$168,304.31	\$231,848.35			
		10/11/21		\$29.81	Buy			3,396	\$101,234.76	-\$128,304.31	-\$37.78		\$168,304.31	\$229,539.07			
		10/12/21		\$29.51	Buy			3,396	\$100,215.96	-\$128,304.31	-\$37.78		\$168,304.31	\$228,520.27			
		10/13/21		\$30.20	Sell			3,396	\$102,559.20	-\$128,304.31	-\$37.78		\$168,304.31	\$230,863.51			
		10/14/21		\$31.87	Sell			3,396	\$108,230.52	-\$128,304.31	-\$37.78		\$168,304.31	\$236,534.83			
		10/15/21		\$32.46	Sell			3,396	\$110,234.16	-\$128,304.31	-\$37.78		\$168,304.31	\$238,538.47			
		10/18/21		\$33.43	Sell			3,396	\$113,528.28	-\$128,304.31	-\$37.78		\$168,304.31	\$241,832.59			

NDX 100 - 3x			Ticker: <b>TQQQ</b>		Number of Shares To Buy On: <b>1/2/15</b>			<b>1,507</b>		Periodic Credit/Debit <b>\$550.00</b>			Optional AA PLUS! <b>\$184.00</b>																		
Automated Investing With Discipline.				 <b>AUTOMATED ALLOCATIONS</b>		The Strategy That Adjusts. Automatically.				Initial Account (+/- Cash in/out): <b>\$66,500.00</b>			Number of Buys: <b>63</b>																		
Total Amount Committed: <b>\$5,500.00</b>				Force #		\$1.92		Action		Action		Action		Number of Sells: <b>57</b>																	
Next BUY At		Next SELL At		Date		Shares		Price		Action		Amount		Shares		Market Value		\$2,893.44		\$1.92		Action		\$2,606.56		Total Number of Trades: <b>120</b>					
Date		Date		Date		Shares		Price		Action		Amount		Shares		Market Value		Deployed		Avg Cost		Override		Cash On Hand		Total Gain \$		Annualized %		+/- Cash	
				10/19/21				\$34.17	<b>Sell</b>					3,396	\$116,041.32	-\$128,304.31	-\$37.78						\$168,304.31	\$244,345.63							
				10/20/21				\$34.06	<b>Sell</b>					3,396	\$115,667.76	-\$128,304.31	-\$37.78						\$168,304.31	\$243,972.07							
				10/21/21				\$34.67	<b>Sell</b>					3,396	\$117,739.32	-\$128,304.31	-\$37.78						\$168,304.31	\$246,043.63							
				10/22/21				\$33.79	<b>Sell</b>					3,396	\$114,750.84	-\$128,304.31	-\$37.78						\$168,304.31	\$243,055.15							
				10/25/21				\$34.81	<b>Sell</b>					3,396	\$118,214.76	-\$128,304.31	-\$37.78						\$168,304.31	\$246,519.07							
				10/26/21				\$35.13	<b>Sell</b>					3,396	\$119,301.48	-\$128,304.31	-\$37.78						\$168,304.31	\$247,605.79							
				10/27/21				\$35.41	<b>Sell</b>					3,396	\$120,252.36	-\$128,304.31	-\$37.78						\$168,304.31	\$248,556.67							
				10/28/21				\$36.57	<b>Sell</b>					3,396	\$124,191.72	-\$128,304.31	-\$37.78						\$168,304.31	\$252,496.03							
				10/29/21				\$37.11	<b>Sell</b>					3,396	\$126,025.56	-\$128,304.31	-\$37.78						\$168,304.31	\$254,329.87							
				11/01/21				\$37.48	<b>Sell</b>					3,396	\$127,282.08	-\$128,304.31	-\$37.78						\$168,304.31	\$255,586.39							
				11/02/21				\$37.98	<b>Sell</b>					3,396	\$128,980.08	-\$128,304.31	-\$37.78						\$168,304.31	\$257,284.39							
				11/03/21				\$39.18	<b>Sell</b>	\$14,849.22	379	3,017	\$118,206.06	-\$143,153.53	-\$47.45								\$183,153.53	\$261,359.59							
				11/04/21				\$40.65	<b>Sell</b>			3,017	\$122,641.05	-\$143,153.53	-\$47.45								\$183,153.53	\$265,794.58							
				11/05/21				\$40.80	<b>Sell</b>			3,017	\$123,093.60	-\$143,153.53	-\$47.45								\$183,153.53	\$266,247.13							
				11/08/21				\$40.63	<b>Sell</b>			3,017	\$122,580.71	-\$143,153.53	-\$47.45								\$183,153.53	\$265,734.24							
				11/09/21				\$39.79	<b>Sell</b>			3,017	\$120,046.43	-\$143,153.53	-\$47.45								\$183,153.53	\$263,199.96							
				11/10/21				\$38.05	<b>Sell</b>			3,017	\$114,796.85	-\$143,153.53	-\$47.45								\$183,153.53	\$257,950.38							
				11/11/21				\$38.36	<b>Sell</b>			3,017	\$115,732.12	-\$143,153.53	-\$47.45								\$183,153.53	\$258,885.65							
				11/12/21				\$39.57	<b>Sell</b>			3,017	\$119,382.69	-\$143,153.53	-\$47.45								\$183,153.53	\$262,536.22							
				11/15/21				\$39.56	<b>Sell</b>			3,017	\$119,352.52	-\$143,153.53	-\$47.45								\$183,153.53	\$262,506.05							
				11/16/21				\$40.38	<b>Sell</b>			3,017	\$121,826.46	-\$143,153.53	-\$47.45								\$183,153.53	\$264,979.99							
				11/17/21				\$40.43	<b>Sell</b>			3,017	\$121,977.31	-\$143,153.53	-\$47.45								\$183,153.53	\$265,130.84							
				11/18/21				\$41.66	<b>Sell</b>			3,017	\$125,688.22	-\$143,153.53	-\$47.45								\$183,153.53	\$268,841.75							
				11/19/21				\$42.37	<b>Sell</b>			3,017	\$127,830.29	-\$143,153.53	-\$47.45								\$183,153.53	\$270,983.82							
				11/22/21				\$40.90	<b>Sell</b>			3,017	\$123,395.30	-\$143,153.53	-\$47.45								\$183,153.53	\$266,548.83							
				11/23/21				\$40.34	<b>Sell</b>			3,017	\$121,705.78	-\$143,153.53	-\$47.45								\$183,153.53	\$264,859.31							
				11/24/21				\$40.72	<b>Sell</b>			3,017	\$122,852.24	-\$143,153.53	-\$47.45								\$183,153.53	\$266,005.77							
				11/26/21				\$38.47	<b>Sell</b>			3,017	\$116,063.99	-\$143,153.53	-\$47.45								\$183,153.53	\$259,217.52							
				11/29/21				\$40.86	<b>Sell</b>			3,017	\$123,274.62	-\$143,153.53	-\$47.45								\$183,153.53	\$266,428.15							

NDX 100 - 3x		Ticker: TQQQ		Number of Shares To Buy On: 1/2/15		1,507		Periodic Credit/Debit \$550.00		Optional AA PLUS! \$184.00									
Automated Investing With Discipline.						The Strategy That Adjusts. Automatically.				Initial Account (+/- Cash in/out): \$66,500.00		Number of Buys: 63							
Total Amount Committed: \$5,500.00				Force #		\$1.92		Action		\$2,893.44		\$1.92		Action		\$2,606.56		Total Number of Trades: 120	
Next BUY At	Next SELL At	Date	Shares	Price	Action	Action Amount	Action Shares	Shares	Market Value	Deployed	Avg Cost	Override	Cash On Hand	Total Gain \$	Annualized %	+/- Cash			
		11/30/21		\$39.10	Sell			3,017	\$117,964.70	-\$143,153.53	-\$47.45		\$183,153.53	\$261,118.23					
		12/01/21		\$37.10	Sell			3,017	\$111,930.70	-\$143,153.53	-\$47.45		\$183,153.53	\$255,084.23					
		12/02/21		\$37.80	Sell			3,017	\$114,042.60	-\$143,153.53	-\$47.45		\$183,153.53	\$257,196.13					
		12/03/21		\$35.90	Sell			3,017	\$108,310.30	-\$143,153.53	-\$47.45		\$183,153.53	\$251,463.83					
		12/06/21		\$36.74	Sell			3,017	\$110,844.58	-\$143,153.53	-\$47.45		\$183,153.53	\$253,998.11					
		12/07/21		\$40.05	Sell			3,017	\$120,830.85	-\$143,153.53	-\$47.45		\$183,153.53	\$263,984.38					
		12/08/21		\$40.61	Sell			3,017	\$122,520.37	-\$143,153.53	-\$47.45		\$183,153.53	\$265,673.90					
		12/09/21		\$38.85	Sell			3,017	\$117,210.45	-\$143,153.53	-\$47.45		\$183,153.53	\$260,363.98					
		12/10/21		\$40.06	Sell			3,017	\$120,861.02	-\$143,153.53	-\$47.45		\$183,153.53	\$264,014.55					
		12/13/21		\$38.33	Sell			3,017	\$115,641.61	-\$143,153.53	-\$47.45		\$183,153.53	\$258,795.14					
		12/14/21		\$37.19	Sell			3,017	\$112,202.23	-\$143,153.53	-\$47.45		\$183,153.53	\$255,355.76					
		12/15/21		\$39.65	Sell			3,017	\$119,624.05	-\$143,153.53	-\$47.45		\$183,153.53	\$262,777.58					
		12/16/21		\$36.63	Sell			3,017	\$110,512.71	-\$143,153.53	-\$47.45		\$183,153.53	\$253,666.24					
		12/17/21		\$36.07	Sell			3,017	\$108,823.19	-\$143,153.53	-\$47.45		\$183,153.53	\$251,976.72					
		12/20/21		\$34.99	Sell			3,017	\$105,564.83	-\$143,153.53	-\$47.45		\$183,153.53	\$248,718.36					
		12/21/21		\$37.33	Sell			3,017	\$112,624.61	-\$143,153.53	-\$47.45		\$183,153.53	\$255,778.14					
		12/22/21		\$38.66	Sell			3,017	\$116,637.22	-\$143,153.53	-\$47.45		\$183,153.53	\$259,790.75					
		12/23/21		\$39.58	Sell			3,017	\$119,412.86	-\$143,153.53	-\$47.45		\$183,153.53	\$262,566.39					
		12/27/21		\$41.47	Sell			3,017	\$125,114.99	-\$143,153.53	-\$47.45		\$183,153.53	\$268,268.52					
		12/28/21		\$40.98	Sell			3,017	\$123,636.66	-\$143,153.53	-\$47.45		\$183,153.53	\$266,790.19					
		12/29/21		\$40.92	Sell			3,017	\$123,455.64	-\$143,153.53	-\$47.45		\$183,153.53	\$266,609.17					
		12/30/21		\$40.54	Sell			3,017	\$122,309.18	-\$143,153.53	-\$47.45		\$183,153.53	\$265,462.71					
		12/31/21		\$39.78	Sell			3,017	\$120,016.26	-\$143,153.53	-\$47.45		\$183,153.53	\$263,169.79					
		01/03/22	217	\$40.93	Buy	\$8,881.81	217	3,234	\$132,367.62	-\$134,271.72	-\$41.52		\$180,821.72	\$266,639.34		\$6,550.00			
		01/04/22		\$39.34	Sell			3,234	\$127,225.56	-\$134,271.72	-\$41.52		\$180,271.72	\$261,497.28		-\$550.00			
		01/05/22		\$35.72	Sell			3,234	\$115,518.48	-\$134,271.72	-\$41.52		\$180,271.72	\$249,790.20					
		01/06/22		\$35.62	Sell			3,234	\$115,195.08	-\$134,271.72	-\$41.52		\$180,271.72	\$249,466.80					
		01/07/22		\$34.46	Sell			3,234	\$111,443.64	-\$134,271.72	-\$41.52		\$180,271.72	\$245,715.36					
		01/10/22		\$34.59	Sell			3,234	\$111,864.06	-\$134,271.72	-\$41.52		\$180,271.72	\$246,135.78					


Rule #2  
Periodic Credit/Debit  
+  
Annual Addition  
(\$6,000 + \$550)

NDX 100 - 3x		Ticker: TQQQ		Number of Shares To Buy On: 1/2/15		1,507		Periodic Credit/Debit			\$550.00		Optional AA PLUS!		\$184.00																		
Automated Investing With Discipline.				AA AUTOMATED ALLOCATIONS		The Strategy That Adjusts. Automatically.						Initial Account (+/- Cash in/out):		\$66,500.00		Number of Buys:		63															
Total Amount Committed:				\$5,500.00		Force #		\$1.92		Action		\$2,893.44		\$1.92		Action		\$2,606.56		Total Number of Trades:		120											
Next BUY At		Next SELL At		Date		Shares		Price		Action		Amount		Shares		Shares		Market Value		Deployed		Avg Cost		Override		Cash On Hand		Total Gain \$		Annualized %		+/- Cash	
				01/11/22				\$36.11		Sell								3,234	\$116,779.74							\$180,271.72	\$251,051.46						
				01/12/22				\$36.52		Sell								3,234	\$118,105.68							\$180,271.72	\$252,377.40						
				01/13/22				\$33.87		Buy								3,234	\$109,535.58							\$180,271.72	\$243,807.30						
				01/14/22				\$34.38		Sell								3,234	\$111,184.92							\$180,271.72	\$245,456.64						
				01/18/22				\$31.90		Buy								3,234	\$103,164.60							\$180,271.72	\$237,436.32						
				01/19/22				\$30.79		Buy								3,234	\$99,574.86							\$180,271.72	\$233,846.58						
				01/20/22				\$29.60		Buy								3,234	\$95,726.40							\$180,271.72	\$229,998.12						
				01/21/22				\$27.11		Buy	\$13,473.67	497	3,731	\$101,147.41				3,731	\$101,147.41							\$166,798.05	\$221,945.46						
				01/24/22				\$27.50		Buy								3,731	\$102,602.50							\$166,798.05	\$223,400.55						
				01/25/22				\$25.47		Buy	\$12,123.72	476	4,207	\$107,152.29				4,207	\$107,152.29							\$154,674.33	\$215,826.62						
				01/26/22				\$25.43		Buy								4,207	\$106,984.01							\$154,674.33	\$215,658.34						
				01/27/22				\$24.67		Buy								4,207	\$103,786.69							\$154,674.33	\$212,461.02						
				01/28/22				\$26.97		Buy								4,207	\$113,462.79							\$154,674.33	\$222,137.12						
				01/31/22				\$29.58		Sell								4,207	\$124,443.06							\$154,674.33	\$233,117.39						
				02/01/22				\$30.14		Sell								4,207	\$126,798.98							\$154,674.33	\$235,473.31						
				02/02/22				\$30.86		Sell								4,207	\$129,828.02							\$154,674.33	\$238,502.35						
				02/03/22				\$27.14		Buy								4,207	\$114,177.98							\$154,674.33	\$222,852.31						
				02/04/22				\$28.08		Buy								4,207	\$118,132.56							\$154,674.33	\$226,806.89						
				02/07/22				\$27.44		Buy								4,207	\$115,440.08							\$154,674.33	\$224,114.41						
				02/08/22				\$28.38		Buy								4,207	\$119,394.66							\$154,674.33	\$228,068.99						
				02/09/22				\$30.14		Sell								4,207	\$126,798.98							\$154,674.33	\$235,473.31						
				02/10/22				\$28.14		Buy								4,207	\$118,384.98							\$154,674.33	\$227,059.31						
				02/11/22				\$25.49		Buy								4,207	\$107,236.43							\$154,674.33	\$215,910.76						
				02/14/22				\$25.56		Buy								4,207	\$107,530.92							\$154,674.33	\$216,205.25						
				02/15/22				\$27.41		Buy								4,207	\$115,313.87							\$154,674.33	\$223,988.20						
				02/16/22				\$27.41		Buy								4,207	\$115,313.87							\$154,674.33	\$223,988.20						
				02/17/22				\$24.98		Buy								4,207	\$105,090.86							\$154,674.33	\$213,765.19						
				02/18/22				\$24.13		Buy								4,207	\$101,514.91							\$154,674.33	\$210,189.24						
				02/22/22				\$23.38		Buy	\$14,518.98	621	4,828	\$112,878.64				4,828	\$112,878.64							\$140,155.35	\$207,033.99						

NDX 100 - 3x		Ticker: <b>TQQQ</b>		Number of Shares To Buy On: <b>1/2/15</b>		<b>1,507</b>		Periodic Credit/Debit		<b>\$550.00</b>		Optional AA PLUS!		<b>\$184.00</b>			
Automated Investing With Discipline.				 <b>AUTOMATED ALLOCATIONS</b>		The Strategy That Adjusts. Automatically.				Initial Account (+/- Cash in/out):		<b>\$66,500.00</b>		Number of Buys:		<b>63</b>	
										Highest Amount Deployed:		<b>\$52,493.78</b>		Number of Sells:		<b>57</b>	
Total Amount Committed:		<b>\$5,500.00</b>		Force #	\$1.92	Action	Action	Action	Action	\$2,893.44	\$1.92	Action	\$2,606.56	Total Number of Trades:		<b>120</b>	
Next BUY At	Next SELL At	Date	Shares	Price	Action	Action Amount	Shares	Shares	Market Value	Deployed	Avg Cost	Override	Cash On Hand	Total Gain \$	Annualized %	+/- Cash	
		02/23/22		\$21.59	Buy	\$15,307.31	709	5,537	\$119,543.83	-\$78,848.04	-\$14.24		\$124,848.04	\$198,391.87			
		02/24/22		\$23.71	Buy			5,537	\$131,282.27	-\$78,848.04	-\$14.24		\$124,848.04	\$210,130.31			
		02/25/22		\$24.83	Buy			5,537	\$137,483.71	-\$78,848.04	-\$14.24		\$124,848.04	\$216,331.75			
		02/28/22		\$25.10	Sell			5,537	\$138,978.70	-\$78,848.04	-\$14.24		\$124,848.04	\$217,826.74			
		03/01/22		\$23.94	Buy			5,537	\$132,555.78	-\$78,848.04	-\$14.24		\$124,848.04	\$211,403.82			
		03/02/22		\$25.08	Sell			5,537	\$138,867.96	-\$78,848.04	-\$14.24		\$124,848.04	\$217,716.00			
		03/03/22		\$24.03	Buy			5,537	\$133,054.11	-\$78,848.04	-\$14.24		\$124,848.04	\$211,902.15			
		03/04/22		\$23.01	Buy			5,537	\$127,406.37	-\$78,848.04	-\$14.24		\$124,848.04	\$206,254.41			
		03/07/22		\$20.44	Buy			5,537	\$113,176.28	-\$78,848.04	-\$14.24		\$124,848.04	\$192,024.32			
		03/08/22		\$20.15	Buy	\$14,890.85	739	6,276	\$126,461.40	-\$63,957.19	-\$10.19		\$109,957.19	\$190,418.59			
		03/09/22		\$22.31	Buy			6,276	\$140,017.56	-\$63,957.19	-\$10.19		\$109,957.19	\$203,974.75			
		03/10/22		\$21.59	Buy			6,276	\$135,498.84	-\$63,957.19	-\$10.19		\$109,957.19	\$199,456.03			
		03/11/22		\$20.25	Buy			6,276	\$127,089.00	-\$63,957.19	-\$10.19		\$109,957.19	\$191,046.19			
		03/14/22		\$19.07	Buy			6,276	\$119,683.32	-\$63,957.19	-\$10.19		\$109,957.19	\$183,640.51			
		03/15/22		\$20.83	Buy			6,276	\$130,729.08	-\$63,957.19	-\$10.19		\$109,957.19	\$194,686.27			
		03/16/22		\$23.17	Sell			6,276	\$145,414.92	-\$63,957.19	-\$10.19		\$109,957.19	\$209,372.11			
		03/17/22		\$23.95	Sell			6,276	\$150,310.20	-\$63,957.19	-\$10.19		\$109,957.19	\$214,267.39			
		03/18/22		\$25.44	Sell			6,276	\$159,661.44	-\$63,957.19	-\$10.19		\$109,957.19	\$223,618.63			
		03/21/22		\$25.25	Sell			6,276	\$158,469.00	-\$63,957.19	-\$10.19		\$109,957.19	\$222,426.19			
		03/22/22		\$26.75	Sell			6,276	\$167,883.00	-\$63,957.19	-\$10.19		\$109,957.19	\$231,840.19			
		03/23/22		\$25.62	Sell			6,276	\$160,791.12	-\$63,957.19	-\$10.19		\$109,957.19	\$224,748.31			
		03/24/22		\$27.28	Sell			6,276	\$171,209.28	-\$63,957.19	-\$10.19		\$109,957.19	\$235,166.47			
		03/25/22		\$27.23	Sell			6,276	\$170,895.48	-\$63,957.19	-\$10.19		\$109,957.19	\$234,852.67			
		03/28/22		\$28.47	Sell			6,276	\$178,677.72	-\$63,957.19	-\$10.19		\$109,957.19	\$242,634.91			
		03/29/22		\$29.93	Sell	\$20,202.75	675	5,601	\$167,637.93	-\$84,159.94	-\$15.03		\$130,159.94	\$251,797.87			
		03/30/22		\$29.03	Sell			5,601	\$162,597.03	-\$84,159.94	-\$15.03		\$130,159.94	\$246,756.97			
		03/31/22		\$27.83	Sell			5,601	\$155,875.83	-\$84,159.94	-\$15.03		\$130,159.94	\$240,035.77			
		04/01/22		\$27.71	Sell			5,601	\$155,203.71	-\$84,159.94	-\$15.03		\$130,159.94	\$239,363.65			
		04/04/22		\$29.44	Sell			5,601	\$164,893.44	-\$84,159.94	-\$15.03		\$130,159.94	\$249,053.38			

NDX 100 - 3x		Ticker: TQQQ		Number of Shares To Buy On: 1/2/15		1,507		Periodic Credit/Debit \$550.00				Optional AA PLUS! \$184.00									
Automated Investing With Discipline.				AA AUTOMATED ALLOCATIONS		The Strategy That Adjusts. Automatically.						Initial Account (+/- Cash in/out): \$66,500.00		Number of Buys: 63							
Total Amount Committed: \$5,500.00				Force #		\$1.92		Action		Action		\$2,893.44		\$1.92		Action		\$2,606.56		Total Number of Trades: 120	
Next BUY At	Next SELL At	Date	Shares	Price	Action	Action Amount	Action Shares	Shares	Market Value	Deployed	Avg Cost	Override	Cash On Hand	Total Gain \$	Annualized %	+/- Cash					
		04/05/22		\$27.50	Sell			5,601	\$154,027.50	-\$84,159.94	-\$15.03		\$130,159.94	\$238,187.44							
		04/06/22		\$25.69	Buy			5,601	\$143,889.69	-\$84,159.94	-\$15.03		\$130,159.94	\$228,049.63							
		04/07/22		\$25.86	Buy			5,601	\$144,841.86	-\$84,159.94	-\$15.03		\$130,159.94	\$229,001.80							
		04/08/22		\$24.80	Buy			5,601	\$138,904.80	-\$84,159.94	-\$15.03		\$130,159.94	\$223,064.74							
		04/11/22		\$23.04	Buy			5,601	\$129,047.04	-\$84,159.94	-\$15.03		\$130,159.94	\$213,206.98							
		04/12/22		\$22.74	Buy			5,601	\$127,366.74	-\$84,159.94	-\$15.03		\$130,159.94	\$211,526.68							
		04/13/22		\$24.11	Buy			5,601	\$135,040.11	-\$84,159.94	-\$15.03		\$130,159.94	\$219,200.05							
		04/14/22		\$22.48	Buy			5,601	\$125,910.48	-\$84,159.94	-\$15.03		\$130,159.94	\$210,070.42							
		04/18/22		\$22.55	Buy			5,601	\$126,302.55	-\$84,159.94	-\$15.03		\$130,159.94	\$210,462.49							
		04/19/22		\$24.00	Buy			5,601	\$134,424.00	-\$84,159.94	-\$15.03		\$130,159.94	\$218,583.94							
		04/20/22		\$22.91	Buy			5,601	\$128,318.91	-\$84,159.94	-\$15.03		\$130,159.94	\$212,478.85							
		04/21/22		\$21.57	Buy			5,601	\$120,813.57	-\$84,159.94	-\$15.03		\$130,159.94	\$204,973.51							
		04/22/22		\$19.86	Buy	\$22,699.98	1,143	6,744	\$133,935.84	-\$61,459.96	-\$9.11		\$107,459.96	\$195,395.80							
		04/25/22		\$20.59	Buy			6,744	\$138,858.96	-\$61,459.96	-\$9.11		\$107,459.96	\$200,318.92							
		04/26/22		\$18.28	Buy	\$20,802.64	1,138	7,882	\$144,082.96	-\$40,657.32	-\$5.16		\$86,657.32	\$184,740.28							
		04/27/22		\$18.20	Buy			7,882	\$143,452.40	-\$40,657.32	-\$5.16		\$86,657.32	\$184,109.72							
		04/28/22		\$20.12	Buy			7,882	\$158,585.84	-\$40,657.32	-\$5.16		\$86,657.32	\$199,243.16							
		04/29/22		\$17.48	Buy			7,882	\$137,777.36	-\$40,657.32	-\$5.16		\$86,657.32	\$178,434.68							
		05/02/22	22	\$18.30	Buy	\$402.60	22	7,904	\$144,643.20	-\$40,254.72	-\$5.09		\$86,804.72	\$184,897.92		\$550.00					
		05/03/22		\$18.34	Sell			7,904	\$144,959.36	-\$40,254.72	-\$5.09		\$86,254.72	\$185,214.08		-\$550.00					
		05/04/22		\$20.16	Buy			7,904	\$159,344.64	-\$40,254.72	-\$5.09		\$86,254.72	\$199,599.36							
		05/05/22		\$17.15	Buy	\$18,179.00	1,060	8,964	\$153,732.60	-\$22,075.72	-\$2.46		\$68,075.72	\$175,808.32							
		05/06/22		\$16.56	Buy			8,964	\$148,443.84	-\$22,075.72	-\$2.46		\$68,075.72	\$170,519.56							
		05/09/22		\$14.60	Buy	\$32,426.60	2,221	11,185	\$163,301.00	\$10,350.88	\$0.93		\$35,649.12	\$152,950.12							
		05/10/22		\$15.10	Buy			11,185	\$168,893.50	\$10,350.88	\$0.93		\$35,649.12	\$158,542.62							
		05/11/22		\$13.76	Buy	\$23,309.44	1,694	12,879	\$177,215.04	\$33,660.32	\$2.61		\$12,339.68	\$143,554.72							
		05/12/22		\$13.65	Buy			12,879	\$175,798.35	\$33,660.32	\$2.61		\$12,339.68	\$142,138.03							
		05/13/22		\$15.13	Buy			12,879	\$194,859.27	\$33,660.32	\$2.61		\$12,339.68	\$161,198.95							
		05/16/22		\$14.66	Buy			12,879	\$188,806.14	\$33,660.32	\$2.61		\$12,339.68	\$155,145.82							

Rule #2  
Periodic Credit/Debit

NDX 100 - 3x		Ticker: TQQQ		Number of Shares To Buy On: 1/2/15		1,507		Periodic Credit/Debit		\$550.00		Optional AA PLUS!		\$184.00		
Automated Investing With Discipline.				 <b>AUTOMATED ALLOCATIONS</b>		The Strategy That Adjusts. Automatically.				Initial Account (+/- Cash in/out):		\$66,500.00		Number of Buys: 63		
										Highest Amount Deployed:		\$52,493.78		Number of Sells: 57		
Total Amount Committed:		\$5,500.00		Force #	\$1.92	Action	Action	Action	Action	\$2,893.44	\$1.92	Action	\$2,606.56	Total Number of Trades: 120		
Next BUY At	Next SELL At	Date	Shares	Price	Action	Amount	Shares	Shares	Market Value	Deployed	Avg Cost	Override	Cash On Hand	Total Gain \$	Annualized %	+/- Cash
		05/17/22		\$15.77	Buy			12,879	\$203,101.83	\$33,660.32	\$2.61		\$12,339.68	\$169,441.51		
		05/18/22		\$13.47	Buy			12,879	\$173,480.13	\$33,660.32	\$2.61		\$12,339.68	\$139,819.81		
		05/19/22		\$13.19	Buy			12,879	\$169,874.01	\$33,660.32	\$2.61		\$12,339.68	\$136,213.69		
		05/20/22		\$13.08	Buy			12,879	\$168,457.32	\$33,660.32	\$2.61		\$12,339.68	\$134,797.00		
		05/23/22		\$13.72	Buy			12,879	\$176,699.88	\$33,660.32	\$2.61		\$12,339.68	\$143,039.56		
		05/24/22	958	\$12.87	Buy	\$12,329.46	958	13,837	\$178,082.19	\$45,989.78	\$3.32		\$10.22	\$132,092.41		
		05/25/22		\$13.39	Buy			13,837	\$185,277.43	\$45,989.78	\$3.32		\$10.22	\$139,287.65		
		05/26/22		\$14.50	Buy			13,837	\$200,636.50	\$45,989.78	\$3.32		\$10.22	\$154,646.72		
		05/27/22		\$15.93	Sell			13,837	\$220,423.41	\$45,989.78	\$3.32		\$10.22	\$174,433.63		
		05/31/22		\$15.81	Sell			13,837	\$218,762.97	\$45,989.78	\$3.32		\$10.22	\$172,773.19		
		06/01/22		\$15.44	Sell			13,837	\$213,643.28	\$45,989.78	\$3.32		\$10.22	\$167,653.50		
		06/02/22		\$16.70	Sell			13,837	\$231,077.90	\$45,989.78	\$3.32		\$10.22	\$185,088.12		
		06/03/22		\$15.38	Sell			13,837	\$212,813.06	\$45,989.78	\$3.32		\$10.22	\$166,823.28		
		06/06/22		\$15.57	Sell			13,837	\$215,442.09	\$45,989.78	\$3.32		\$10.22	\$169,452.31		
		06/07/22		\$15.94	Sell			13,837	\$220,561.78	\$45,989.78	\$3.32		\$10.22	\$174,572.00		
		06/08/22		\$15.62	Sell			13,837	\$216,133.94	\$45,989.78	\$3.32		\$10.22	\$170,144.16		
		06/09/22		\$14.35	Buy			13,837	\$198,560.95	\$45,989.78	\$3.32		\$10.22	\$152,571.17		
		06/10/22		\$12.82	Buy			13,837	\$177,390.34	\$45,989.78	\$3.32		\$10.22	\$131,400.56		
		06/13/22		\$11.04	Buy			13,837	\$152,760.48	\$45,989.78	\$3.32		\$10.22	\$106,770.70		
		06/14/22		\$11.11	Buy			13,837	\$153,729.07	\$45,989.78	\$3.32		\$10.22	\$107,739.29		
		06/15/22		\$11.91	Buy			13,837	\$164,798.67	\$45,989.78	\$3.32		\$10.22	\$118,808.89		
		06/16/22		\$10.46	Buy			13,837	\$144,735.02	\$45,989.78	\$3.32		\$10.22	\$98,745.24		
		06/17/22		\$10.85	Buy			13,837	\$150,131.45	\$45,989.78	\$3.32		\$10.22	\$104,141.67		
		06/21/22		\$11.66	Buy			13,837	\$161,339.42	\$45,989.78	\$3.32		\$10.22	\$115,349.64		
		06/22/22		\$11.62	Buy			13,837	\$160,785.94	\$45,989.78	\$3.32		\$10.22	\$114,796.16		
		06/23/22		\$12.12	Buy			13,837	\$167,704.44	\$45,989.78	\$3.32		\$10.22	\$121,714.66		
		06/24/22		\$13.39	Buy			13,837	\$185,277.43	\$45,989.78	\$3.32		\$10.22	\$139,287.65		
		06/27/22		\$13.07	Buy			13,837	\$180,849.59	\$45,989.78	\$3.32		\$10.22	\$134,859.81		
		06/28/22		\$11.88	Buy			13,837	\$164,383.56	\$45,989.78	\$3.32		\$10.22	\$118,393.78		


Last Buy  
Dry Powder = 0  
AA Advises Number  
of Shares to Buy


NDX 100 - 3x		Ticker: TQQQ		Number of Shares To Buy On: 1/2/15		1,507		Periodic Credit/Debit		\$550.00		Optional AA PLUS!		\$184.00		
Automated Investing With Discipline.				AA AUTOMATED ALLOCATIONS		The Strategy That Adjusts. Automatically.				Initial Account (+/- Cash in/out):		\$66,500.00		Number of Buys: 63		
Total Amount Committed:				\$5,500.00		Force #		\$1.92		Action		\$2,606.56		Total Number of Trades: 120		
Next BUY At	Next SELL At	Date	Shares	Price	Action	Action Amount	Action Shares	Shares	Market Value	Deployed	Avg Cost	Override	Cash On Hand	Total Gain \$	Annualized %	+/- Cash
		06/29/22		\$11.90	Buy			13,837	\$164,660.30	\$45,989.78	\$3.32		\$10.22	\$118,670.52		
		06/30/22		\$11.48	Buy			13,837	\$158,848.76	\$45,989.78	\$3.32		\$10.22	\$112,858.98		
		07/01/22		\$11.67	Buy			13,837	\$161,477.79	\$45,989.78	\$3.32		\$10.22	\$115,488.01		
		07/05/22		\$12.27	Buy			13,837	\$169,779.99	\$45,989.78	\$3.32		\$10.22	\$123,790.21		
		07/06/22		\$12.51	Buy			13,837	\$173,100.87	\$45,989.78	\$3.32		\$10.22	\$127,111.09		
		07/07/22		\$13.28	Buy			13,837	\$183,755.36	\$45,989.78	\$3.32		\$10.22	\$137,765.58		
		07/08/22		\$13.34	Buy			13,837	\$184,585.58	\$45,989.78	\$3.32		\$10.22	\$138,595.80		
		07/11/22		\$12.49	Buy			13,837	\$172,824.13	\$45,989.78	\$3.32		\$10.22	\$126,834.35		
		07/12/22		\$12.13	Buy			13,837	\$167,842.81	\$45,989.78	\$3.32		\$10.22	\$121,853.03		
		07/13/22		\$12.05	Buy			13,837	\$166,735.85	\$45,989.78	\$3.32		\$10.22	\$120,746.07		
		07/14/22		\$12.18	Buy			13,837	\$168,534.66	\$45,989.78	\$3.32		\$10.22	\$122,544.88		
		07/15/22		\$12.82	Buy			13,837	\$177,390.34	\$45,989.78	\$3.32		\$10.22	\$131,400.56		
		07/18/22		\$12.52	Buy			13,837	\$173,239.24	\$45,989.78	\$3.32		\$10.22	\$127,249.46		
		07/19/22		\$13.61	Buy			13,837	\$188,321.57	\$45,989.78	\$3.32		\$10.22	\$142,331.79		
		07/20/22		\$14.30	Buy			13,837	\$197,869.10	\$45,989.78	\$3.32		\$10.22	\$151,879.32		
		07/21/22		\$14.91	Buy			13,837	\$206,309.67	\$45,989.78	\$3.32		\$10.22	\$160,319.89		
		07/22/22		\$14.13	Buy			13,837	\$195,516.81	\$45,989.78	\$3.32		\$10.22	\$149,527.03		
		07/25/22		\$13.92	Buy			13,837	\$192,611.04	\$45,989.78	\$3.32		\$10.22	\$146,621.26		
		07/26/22		\$13.07	Buy			13,837	\$180,849.59	\$45,989.78	\$3.32		\$10.22	\$134,859.81		
		07/27/22		\$14.71	Buy			13,837	\$203,542.27	\$45,989.78	\$3.32		\$10.22	\$157,552.49		
		07/28/22		\$15.13	Buy			13,837	\$209,353.81	\$45,989.78	\$3.32		\$10.22	\$163,364.03		
		07/29/22		\$15.96	Sell			13,837	\$220,838.52	\$45,989.78	\$3.32		\$10.22	\$174,848.74		
		08/01/22		\$15.93	Sell			13,837	\$220,423.41	\$45,989.78	\$3.32		\$10.22	\$174,433.63		
		08/02/22		\$15.79	Sell			13,837	\$218,486.23	\$45,989.78	\$3.32		\$10.22	\$172,496.45		
		08/03/22		\$17.05	Sell			13,837	\$235,920.85	\$45,989.78	\$3.32		\$10.22	\$189,931.07		
		08/04/22		\$17.29	Sell			13,837	\$239,241.73	\$45,989.78	\$3.32		\$10.22	\$193,251.95		
		08/05/22		\$16.88	Sell			13,837	\$233,568.56	\$45,989.78	\$3.32		\$10.22	\$187,578.78		
		08/08/22		\$16.71	Sell			13,837	\$231,216.27	\$45,989.78	\$3.32		\$10.22	\$185,226.49		
		08/09/22		\$16.14	Sell			13,837	\$223,329.18	\$45,989.78	\$3.32		\$10.22	\$177,339.40		


NDX 100 - 3x		Ticker: TQQQ		Number of Shares To Buy On: 1/2/15		1,507		Periodic Credit/Debit		\$550.00		Optional AA PLUS!		\$184.00		
Automated Investing With Discipline.				AA AUTOMATED ALLOCATIONS		The Strategy That Adjusts. Automatically.				Initial Account (+/- Cash in/out):		\$66,500.00		Number of Buys: 63		
										Highest Amount Deployed:		\$52,493.78		Number of Sells: 57		
Total Amount Committed:		\$5,500.00		Force #	\$1.92	Action	Action	Action	Action	\$2,893.44	\$1.92	Action	\$2,606.56	Total Number of Trades: 120		
Next BUY At	Next SELL At	Date	Shares	Price	Action	Amount	Shares	Shares	Market Value	Deployed	Avg Cost	Override	Cash On Hand	Total Gain \$	Annualized %	+/- Cash
		08/10/22		\$17.46	Sell			13,837	\$241,594.02	\$45,989.78	\$3.32		\$10.22	\$195,604.24		
		08/11/22		\$17.20	Sell			13,837	\$237,996.40	\$45,989.78	\$3.32		\$10.22	\$192,006.62		
		08/12/22		\$18.17	Sell			13,837	\$251,418.29	\$45,989.78	\$3.32		\$10.22	\$205,428.51		
		08/15/22		\$18.60	Sell			13,837	\$257,368.20	\$45,989.78	\$3.32		\$10.22	\$211,378.42		
		08/16/22		\$18.48	Sell			13,837	\$255,707.76	\$45,989.78	\$3.32		\$10.22	\$209,717.98		
		08/17/22		\$17.84	Sell			13,837	\$246,852.08	\$45,989.78	\$3.32		\$10.22	\$200,862.30		
		08/18/22		\$17.96	Sell			13,837	\$248,512.52	\$45,989.78	\$3.32		\$10.22	\$202,522.74		
		08/19/22		\$16.91	Sell			13,837	\$233,983.67	\$45,989.78	\$3.32		\$10.22	\$187,993.89		
		08/22/22		\$15.58	Sell			13,837	\$215,580.46	\$45,989.78	\$3.32		\$10.22	\$169,590.68		
		08/23/22		\$15.53	Sell			13,837	\$214,888.61	\$45,989.78	\$3.32		\$10.22	\$168,898.83		
		08/24/22		\$15.65	Sell			13,837	\$216,549.05	\$45,989.78	\$3.32		\$10.22	\$170,559.27		
		08/25/22		\$16.47	Sell			13,837	\$227,895.39	\$45,989.78	\$3.32		\$10.22	\$181,905.61		
		08/26/22		\$14.47	Buy			13,837	\$200,221.39	\$45,989.78	\$3.32		\$10.22	\$154,231.61		
		08/29/22		\$14.02	Buy			13,837	\$193,994.74	\$45,989.78	\$3.32		\$10.22	\$148,004.96		
		08/30/22		\$13.55	Buy			13,837	\$187,491.35	\$45,989.78	\$3.32		\$10.22	\$141,501.57		
		08/31/22		\$13.30	Buy			13,837	\$184,032.10	\$45,989.78	\$3.32		\$10.22	\$138,042.32		
		09/01/22		\$13.32	Buy			13,837	\$184,308.84	\$45,989.78	\$3.32		\$10.22	\$138,319.06		
		09/02/22		\$12.76	Buy			13,837	\$176,560.12	\$45,989.78	\$3.32		\$10.22	\$130,570.34		
		09/06/22		\$12.47	Buy			13,837	\$172,547.39	\$45,989.78	\$3.32		\$10.22	\$126,557.61		
		09/07/22		\$13.21	Buy			13,837	\$182,786.77	\$45,989.78	\$3.32		\$10.22	\$136,796.99		
		09/08/22		\$13.42	Buy			13,837	\$185,692.54	\$45,989.78	\$3.32		\$10.22	\$139,702.76		
		09/09/22		\$14.28	Buy			13,837	\$197,592.36	\$45,989.78	\$3.32		\$10.22	\$151,602.58		
		09/12/22		\$14.80	Buy			13,837	\$204,787.60	\$45,989.78	\$3.32		\$10.22	\$158,797.82		
		09/13/22		\$12.36	Buy			13,837	\$171,025.32	\$45,989.78	\$3.32		\$10.22	\$125,035.54		
		09/14/22		\$12.64	Buy			13,837	\$174,899.68	\$45,989.78	\$3.32		\$10.22	\$128,909.90		
		09/15/22		\$12.00	Buy			13,837	\$166,044.00	\$45,989.78	\$3.32		\$10.22	\$120,054.22		
		09/16/22		\$11.77	Buy			13,837	\$162,861.49	\$45,989.78	\$3.32		\$10.22	\$116,871.71		
		09/19/22		\$12.05	Buy			13,837	\$166,735.85	\$45,989.78	\$3.32		\$10.22	\$120,746.07		
		09/20/22		\$11.76	Buy			13,837	\$162,723.12	\$45,989.78	\$3.32		\$10.22	\$116,733.34		

Rule #2  
Optional AA Plus!  
Add Fresh Funds


NO Action  
Contribution For This  
Year Completed

NDX 100 - 3x		Ticker: TQQQ		Number of Shares To Buy On: 1/2/15		1,507		Periodic Credit/Debit		\$550.00		Optional AA PLUS!		\$184.00		
Automated Investing With Discipline.				 AUTOMATED ALLOCATIONS		The Strategy That Adjusts. Automatically.				Initial Account (+/- Cash in/out):		\$66,500.00		Number of Buys: 63		
Total Amount Committed:				\$5,500.00		Force #		\$1.92		Action		\$2,606.56		Total Number of Trades: 120		
Next BUY At	Next SELL At	Date	Shares	Price	Action	Action Amount	Action Shares	Shares	Market Value	Deployed	Avg Cost	Override	Cash On Hand	Total Gain \$	Annualized %	+/- Cash
		09/21/22		\$11.12	Buy			13,837	\$153,867.44	\$45,989.78	\$3.32		\$10.22	\$107,877.66		
		09/22/22		\$10.71	Buy			13,837	\$148,194.27	\$45,989.78	\$3.32		\$10.22	\$102,204.49		
		09/23/22		\$10.19	Buy			13,837	\$140,999.03	\$45,989.78	\$3.32		\$10.22	\$95,009.25		
		09/26/22		\$10.06	Buy			13,837	\$139,200.22	\$45,989.78	\$3.32		\$10.22	\$93,210.44		
		09/27/22		\$10.07	Buy			13,837	\$139,338.59	\$45,989.78	\$3.32		\$10.22	\$93,348.81		
		09/28/22		\$10.65	Buy			13,837	\$147,364.05	\$45,989.78	\$3.32		\$10.22	\$101,374.27		
		09/29/22		\$9.75	Buy			13,837	\$134,910.75	\$45,989.78	\$3.32		\$10.22	\$88,920.97		
		09/30/22		\$9.24	Buy			13,837	\$127,853.88	\$45,989.78	\$3.32		\$10.22	\$81,864.10		
		10/03/22		\$9.88	Buy			13,837	\$136,709.56	\$45,989.78	\$3.32		\$10.22	\$90,719.78		
		10/04/22		\$10.80	Buy			13,837	\$149,439.60	\$45,989.78	\$3.32		\$10.22	\$103,449.82		
		10/05/22		\$10.80	Buy			13,837	\$149,439.60	\$45,989.78	\$3.32		\$10.22	\$103,449.82		
		10/06/22		\$10.53	Buy			13,837	\$145,703.61	\$45,989.78	\$3.32		\$10.22	\$99,713.83		
		10/07/22		\$9.33	Buy			13,837	\$129,099.21	\$45,989.78	\$3.32		\$10.22	\$83,109.43		
		10/10/22		\$9.04	Buy			13,837	\$125,086.48	\$45,989.78	\$3.32		\$10.22	\$79,096.70		
		10/11/22		\$8.68	Buy			13,837	\$120,105.16	\$45,989.78	\$3.32		\$10.22	\$74,115.38		
		10/12/22		\$8.66	Buy			13,837	\$119,828.42	\$45,989.78	\$3.32		\$10.22	\$73,838.64		
		10/13/22		\$9.24	Buy			13,837	\$127,853.88	\$45,989.78	\$3.32		\$10.22	\$81,864.10		
		10/14/22		\$8.41	Buy			13,837	\$116,369.17	\$45,989.78	\$3.32		\$10.22	\$70,379.39		
		10/17/22		\$9.23	Buy			13,837	\$127,715.51	\$45,989.78	\$3.32		\$10.22	\$81,725.73		
		10/18/22		\$9.46	Buy			13,837	\$130,898.02	\$45,989.78	\$3.32		\$10.22	\$84,908.24		
		10/19/22		\$9.35	Buy			13,837	\$129,375.95	\$45,989.78	\$3.32		\$10.22	\$83,386.17		
		10/20/22		\$9.19	Buy			13,837	\$127,162.03	\$45,989.78	\$3.32		\$10.22	\$81,172.25		
		10/21/22		\$9.84	Buy			13,837	\$136,156.08	\$45,989.78	\$3.32		\$10.22	\$90,166.30		
		10/24/22		\$10.18	Buy			13,837	\$140,860.66	\$45,989.78	\$3.32		\$10.22	\$94,870.88		
		10/25/22		\$10.79	Buy			13,837	\$149,301.23	\$45,989.78	\$3.32		\$10.22	\$103,311.45		
		10/26/22		\$10.07	Buy			13,837	\$139,338.59	\$45,989.78	\$3.32		\$10.22	\$93,348.81		
		10/27/22		\$9.52	Buy			13,837	\$131,728.24	\$45,989.78	\$3.32		\$10.22	\$85,738.46		
		10/28/22		\$10.38	Buy			13,837	\$143,628.06	\$45,989.78	\$3.32		\$10.22	\$97,638.28		
		10/31/22		\$10.02	Buy			13,837	\$138,646.74	\$45,989.78	\$3.32		\$10.22	\$92,656.96		

NDX 100 - 3x		Ticker: TQQQ		Number of Shares To Buy On: 1/2/15		1,507		Periodic Credit/Debit		\$550.00		Optional AA PLUS!		\$184.00		
Automated Investing With Discipline.				 AUTOMATED ALLOCATIONS		The Strategy That Adjusts. Automatically.				Initial Account (+/- Cash in/out):		\$66,500.00		Number of Buys: 63		
										Highest Amount Deployed:		\$52,493.78		Number of Sells: 57		
Total Amount Committed:		\$5,500.00		Force #	\$1.92	Action	Action	Action	Action	\$2,893.44	\$1.92	Action	\$2,606.56	Total Number of Trades: 120		
Next BUY At	Next SELL At	Date	Shares	Price	Action	Amount	Shares	Shares	Market Value	Deployed	Avg Cost	Override	Cash On Hand	Total Gain \$	Annualized %	+/- Cash
		11/01/22		\$9.71	Buy			13,837	\$134,357.27	\$45,989.78	\$3.32		\$10.22	\$88,367.49		
		11/02/22		\$8.71	Buy			13,837	\$120,520.27	\$45,989.78	\$3.32		\$10.22	\$74,530.49		
		11/03/22		\$8.20	Buy			13,837	\$113,463.40	\$45,989.78	\$3.32		\$10.22	\$67,473.62		
		11/04/22		\$8.59	Buy			13,837	\$118,859.83	\$45,989.78	\$3.32		\$10.22	\$72,870.05		
		11/07/22		\$8.86	Buy			13,837	\$122,595.82	\$45,989.78	\$3.32		\$10.22	\$76,606.04		
		11/08/22		\$9.05	Buy			13,837	\$125,224.85	\$45,989.78	\$3.32		\$10.22	\$79,235.07		
		11/09/22		\$8.42	Buy			13,837	\$116,507.54	\$45,989.78	\$3.32		\$10.22	\$70,517.76		
		11/10/22		\$10.26	Buy			13,837	\$141,967.62	\$45,989.78	\$3.32		\$10.22	\$95,977.84		
		11/11/22		\$10.85	Buy			13,837	\$150,131.45	\$45,989.78	\$3.32		\$10.22	\$104,141.67		
		11/14/22		\$10.56	Buy			13,837	\$146,118.72	\$45,989.78	\$3.32		\$10.22	\$100,128.94		
		11/15/22		\$10.98	Buy			13,837	\$151,930.26	\$45,989.78	\$3.32		\$10.22	\$105,940.48		
		11/16/22		\$10.54	Buy			13,837	\$145,841.98	\$45,989.78	\$3.32		\$10.22	\$99,852.20		
		11/17/22		\$10.46	Buy			13,837	\$144,735.02	\$45,989.78	\$3.32		\$10.22	\$98,745.24		
		11/18/22		\$10.45	Buy			13,837	\$144,596.65	\$45,989.78	\$3.32		\$10.22	\$98,606.87		
		11/21/22		\$10.13	Buy			13,837	\$140,168.81	\$45,989.78	\$3.32		\$10.22	\$94,179.03		
		11/22/22		\$10.56	Buy			13,837	\$146,118.72	\$45,989.78	\$3.32		\$10.22	\$100,128.94		
		11/23/22		\$10.87	Buy			13,837	\$150,408.19	\$45,989.78	\$3.32		\$10.22	\$104,418.41		
		11/25/22		\$10.65	Buy			13,837	\$147,364.05	\$45,989.78	\$3.32		\$10.22	\$101,374.27		
		11/28/22		\$10.18	Buy			13,837	\$140,860.66	\$45,989.78	\$3.32		\$10.22	\$94,870.88		
		11/29/22		\$9.94	Buy			13,837	\$137,539.78	\$45,989.78	\$3.32		\$10.22	\$91,550.00		
		11/30/22		\$11.27	Buy			13,837	\$155,942.99	\$45,989.78	\$3.32		\$10.22	\$109,953.21		
		12/01/22		\$11.33	Buy			13,837	\$156,773.21	\$45,989.78	\$3.32		\$10.22	\$110,783.43		
		12/02/22		\$11.20	Buy			13,837	\$154,974.40	\$45,989.78	\$3.32		\$10.22	\$108,984.62		
		12/05/22		\$10.63	Buy			13,837	\$147,087.31	\$45,989.78	\$3.32		\$10.22	\$101,097.53		
		12/06/22		\$9.96	Buy			13,837	\$137,816.52	\$45,989.78	\$3.32		\$10.22	\$91,826.74		
		12/07/22		\$9.84	Buy			13,837	\$136,156.08	\$45,989.78	\$3.32		\$10.22	\$90,166.30		
		12/08/22		\$10.19	Buy			13,837	\$140,999.03	\$45,989.78	\$3.32		\$10.22	\$95,009.25		
		12/09/22		\$9.99	Buy			13,837	\$138,231.63	\$45,989.78	\$3.32		\$10.22	\$92,241.85		
		12/12/22		\$10.36	Buy			13,837	\$143,351.32	\$45,989.78	\$3.32		\$10.22	\$97,361.54		

NDX 100 - 3x		Ticker: TQQQ		Number of Shares To Buy On: 1/2/15		1,507		Periodic Credit/Debit		\$550.00		Optional AA PLUS!		\$184.00			
Automated Investing With Discipline.				 <b>AUTOMATED ALLOCATIONS</b>		The Strategy That Adjusts. Automatically.				Initial Account (+/- Cash in/out):		\$66,500.00		Number of Buys: 63			
										Highest Amount Deployed:		\$52,493.78		Number of Sells: 57			
Total Amount Committed:		\$5,500.00		Force #	\$1.92	Action	Action	Action	Action	\$2,893.44	\$1.92	Action	\$2,606.56	Total Number of Trades: 120			
Next BUY At	Next SELL At	Date	Shares	Price	Action	Amount	Shares	Shares	Market Value	Deployed	Avg Cost	Override	Cash On Hand	Total Gain \$	Annualized %	+/- Cash	
		12/13/22		\$10.68	Buy			13,837	\$147,779.16	\$45,989.78	\$3.32		\$10.22	\$101,789.38			
		12/14/22		\$10.43	Buy			13,837	\$144,319.91	\$45,989.78	\$3.32		\$10.22	\$98,330.13			
		12/15/22		\$9.40	Buy			13,837	\$130,067.80	\$45,989.78	\$3.32		\$10.22	\$84,078.02			
		12/16/22		\$9.12	Buy			13,837	\$126,193.44	\$45,989.78	\$3.32		\$10.22	\$80,203.66			
		12/19/22		\$8.74	Buy			13,837	\$120,935.38	\$45,989.78	\$3.32		\$10.22	\$74,945.60			
		12/20/22		\$8.70	Buy			13,837	\$120,381.90	\$45,989.78	\$3.32		\$10.22	\$74,392.12			
		12/21/22		\$9.08	Buy			13,837	\$125,639.96	\$45,989.78	\$3.32		\$10.22	\$79,650.18			
		12/22/22		\$8.43	Buy			13,837	\$116,645.91	\$45,989.78	\$3.32		\$10.22	\$70,656.13			
		12/23/22		\$8.46	Buy			13,837	\$117,061.02	\$45,989.78	\$3.32		\$10.22	\$71,071.24			
		12/27/22		\$8.10	Buy			13,837	\$112,079.70	\$45,989.78	\$3.32		\$10.22	\$66,089.92			
		12/28/22		\$7.77	Buy			13,837	\$107,513.49	\$45,989.78	\$3.32		\$10.22	\$61,523.71			
		12/29/22		\$8.32	Buy			13,837	\$115,123.84	\$45,989.78	\$3.32		\$10.22	\$69,134.06			
		12/30/22		\$8.32	Buy			13,837	\$115,123.84	\$45,989.78	\$3.32		\$10.22	\$69,134.06			
<div style="border: 2px solid red; padding: 5px;">           Rule #2 Optional AA Plus! NO Action  ROTH Contribution For This Year Instead         </div>		01/03/23	800	\$8.13	Buy	\$6,504.00	800	14,637	\$118,998.81	\$52,493.78	\$3.59		\$6.22	\$66,505.03		\$6,500.00	
		01/04/23		\$8.26	Buy			14,637	\$120,901.62	\$52,493.78	\$3.59		\$6.22	\$68,407.84			
		01/05/23		\$7.87	Buy				14,637	\$115,193.19	\$52,493.78	\$3.59		\$6.22	\$62,699.41		
		01/06/23		\$8.48	Buy				14,637	\$124,121.76	\$52,493.78	\$3.59		\$6.22	\$71,627.98		
		01/09/23		\$8.66	Buy				14,637	\$126,756.42	\$52,493.78	\$3.59		\$6.22	\$74,262.64		
		01/10/23		\$8.89	Buy				14,637	\$130,122.93	\$52,493.78	\$3.59		\$6.22	\$77,629.15		
		01/11/23		\$9.33	Buy				14,637	\$136,563.21	\$52,493.78	\$3.59		\$6.22	\$84,069.43		
		01/12/23		\$9.48	Buy				14,637	\$138,758.76	\$52,493.78	\$3.59		\$6.22	\$86,264.98		
01/13/23		\$9.67	Buy				14,637	\$141,539.79	\$52,493.78	\$3.59		\$6.22	\$89,046.01				
01/17/23		\$9.72	Buy				14,637	\$142,271.64	\$52,493.78	\$3.59		\$6.22	\$89,777.86				
01/18/23		\$9.36	Buy				14,637	\$137,002.32	\$52,493.78	\$3.59		\$6.22	\$84,508.54				
01/19/23		\$9.06	Buy				14,637	\$132,611.22	\$52,493.78	\$3.59		\$6.22	\$80,117.44				
01/20/23		\$9.80	Buy				14,637	\$143,442.60	\$52,493.78	\$3.59		\$6.22	\$90,948.82				
01/23/23		\$10.45	Buy				14,637	\$152,956.65	\$52,493.78	\$3.59		\$6.22	\$100,462.87				
01/24/23		\$10.39	Buy				14,637	\$152,078.43	\$52,493.78	\$3.59		\$6.22	\$99,584.65				
01/25/23		\$10.31	Buy				14,637	\$150,907.47	\$52,493.78	\$3.59		\$6.22	\$98,413.69				




NDX 100 - 3x		Ticker: TQQQ		Number of Shares To Buy On: 1/2/15		1,507		Periodic Credit/Debit		\$550.00		Optional AA PLUS!		\$184.00		
Automated Investing With Discipline.				 <b>AUTOMATED ALLOCATIONS</b>		The Strategy That Adjusts. Automatically.				Initial Account (+/- Cash in/out):		\$66,500.00		Number of Buys: 63		
										Highest Amount Deployed:		\$52,493.78		Number of Sells: 57		
Total Amount Committed:		\$5,500.00		Force #	\$1.92	Action	Action	Action	Action	\$2,893.44	\$1.92	Action	\$2,606.56	Total Number of Trades: 120		
Next BUY At	Next SELL At	Date	Shares	Price	Action	Amount	Shares	Shares	Market Value	Deployed	Avg Cost	Override	Cash On Hand	Total Gain \$	Annualized %	+/- Cash
		03/09/23		\$10.47	Buy			14,637	\$153,249.39	\$52,493.78	\$3.59		\$6.22	\$100,755.61		
		03/10/23		\$10.04	Buy			14,637	\$146,955.48	\$52,493.78	\$3.59		\$6.22	\$94,461.70		
		03/13/23		\$10.26	Buy			14,637	\$150,175.62	\$52,493.78	\$3.59		\$6.22	\$97,681.84		
		03/14/23		\$10.95	Buy			14,637	\$160,275.15	\$52,493.78	\$3.59		\$6.22	\$107,781.37		
		03/15/23		\$11.11	Buy			14,637	\$162,617.07	\$52,493.78	\$3.59		\$6.22	\$110,123.29		
		03/16/23		\$11.99	Buy			14,637	\$175,497.63	\$52,493.78	\$3.59		\$6.22	\$123,003.85		
		03/17/23		\$11.81	Buy			14,637	\$172,862.97	\$52,493.78	\$3.59		\$6.22	\$120,369.19		
		03/20/23		\$11.94	Buy			14,637	\$174,765.78	\$52,493.78	\$3.59		\$6.22	\$122,272.00		
		03/21/23		\$12.44	Buy			14,637	\$182,084.28	\$52,493.78	\$3.59		\$6.22	\$129,590.50		
		03/22/23		\$11.94	Buy			14,637	\$174,765.78	\$52,493.78	\$3.59		\$6.22	\$122,272.00		
		03/23/23		\$12.36	Buy			14,637	\$180,913.32	\$52,493.78	\$3.59		\$6.22	\$128,419.54		
		03/24/23		\$12.49	Buy			14,637	\$182,816.13	\$52,493.78	\$3.59		\$6.22	\$130,322.35		
		03/27/23		\$12.23	Buy			14,637	\$179,010.51	\$52,493.78	\$3.59		\$6.22	\$126,516.73		
		03/28/23		\$12.03	Buy			14,637	\$176,083.11	\$52,493.78	\$3.59		\$6.22	\$123,589.33		
		03/29/23		\$12.69	Buy			14,637	\$185,743.53	\$52,493.78	\$3.59		\$6.22	\$133,249.75		
		03/30/23		\$13.03	Buy			14,637	\$190,720.11	\$52,493.78	\$3.59		\$6.22	\$138,226.33		
		03/31/23		\$13.67	Buy			14,637	\$200,087.79	\$52,493.78	\$3.59		\$6.22	\$147,594.01		
		04/03/23		\$13.57	Buy			14,637	\$198,624.09	\$52,493.78	\$3.59		\$6.22	\$146,130.31		
		04/04/23		\$13.44	Buy			14,637	\$196,721.28	\$52,493.78	\$3.59		\$6.22	\$144,227.50		
		04/05/23		\$13.01	Buy			14,637	\$190,427.37	\$52,493.78	\$3.59		\$6.22	\$137,933.59		
		04/06/23		\$13.27	Buy			14,637	\$194,232.99	\$52,493.78	\$3.59		\$6.22	\$141,739.21		
		04/10/23		\$13.24	Buy			14,637	\$193,793.88	\$52,493.78	\$3.59		\$6.22	\$141,300.10		
		04/11/23		\$12.98	Buy			14,637	\$189,988.26	\$52,493.78	\$3.59		\$6.22	\$137,494.48		
		04/12/23		\$12.64	Buy			14,637	\$185,011.68	\$52,493.78	\$3.59		\$6.22	\$132,517.90		
		04/13/23		\$13.36	Buy			14,637	\$195,550.32	\$52,493.78	\$3.59		\$6.22	\$143,056.54		
		04/14/23		\$13.29	Buy			14,637	\$194,525.73	\$52,493.78	\$3.59		\$6.22	\$142,031.95		
		04/17/23		\$13.30	Buy			14,637	\$194,672.10	\$52,493.78	\$3.59		\$6.22	\$142,178.32		
		04/18/23		\$13.31	Buy			14,637	\$194,818.47	\$52,493.78	\$3.59		\$6.22	\$142,324.69		
		04/19/23		\$13.28	Buy			14,637	\$194,379.36	\$52,493.78	\$3.59		\$6.22	\$141,885.58		

NDX 100 - 3x		Ticker: TQQQ		Number of Shares To Buy On: 1/2/15		1,507		Periodic Credit/Debit		\$550.00		Optional AA PLUS!		\$184.00		
Automated Investing With Discipline.				AA AUTOMATED ALLOCATIONS		The Strategy That Adjusts. Automatically.				Initial Account (+/- Cash in/out):		\$66,500.00		Number of Buys: 63		
										Highest Amount Deployed:		\$52,493.78		Number of Sells: 57		
Total Amount Committed:		\$5,500.00		Force #	\$1.92	Action	Action	Action	Action	\$2,893.44	\$1.92	Action	\$2,606.56	Total Number of Trades: 120		
Next BUY At	Next SELL At	Date	Shares	Price	Action	Amount	Shares	Shares	Market Value	Deployed	Avg Cost	Override	Cash On Hand	Total Gain \$	Annualized %	+/- Cash
		04/20/23		\$12.97	Buy			14,637	\$189,841.89	\$52,493.78	\$3.59		\$6.22	\$137,348.11		
		04/21/23		\$13.00	Buy			14,637	\$190,281.00	\$52,493.78	\$3.59		\$6.22	\$137,787.22		
		04/24/23		\$12.92	Buy			14,637	\$189,110.04	\$52,493.78	\$3.59		\$6.22	\$136,616.26		
		04/25/23		\$12.19	Buy			14,637	\$178,425.03	\$52,493.78	\$3.59		\$6.22	\$125,931.25		
		04/26/23		\$12.39	Buy			14,637	\$181,352.43	\$52,493.78	\$3.59		\$6.22	\$128,858.65		
		04/27/23		\$13.39	Buy			14,637	\$195,989.43	\$52,493.78	\$3.59		\$6.22	\$143,495.65		
		04/28/23		\$13.66	Buy			14,637	\$199,941.42	\$52,493.78	\$3.59		\$6.22	\$147,447.64		
		05/01/23		\$13.62	Buy			14,637	\$199,355.94	\$52,493.78	\$3.59		\$6.22	\$146,862.16		
		05/02/23		\$13.26	Buy			14,637	\$194,086.62	\$52,493.78	\$3.59		\$6.22	\$141,592.84		
		05/03/23		\$13.00	Buy			14,637	\$190,281.00	\$52,493.78	\$3.59		\$6.22	\$137,787.22		
		05/04/23		\$12.86	Buy			14,637	\$188,231.82	\$52,493.78	\$3.59		\$6.22	\$135,738.04		
		05/05/23		\$13.64	Buy			14,637	\$199,648.68	\$52,493.78	\$3.59		\$6.22	\$147,154.90		
		05/08/23		\$13.76	Buy			14,637	\$201,405.12	\$52,493.78	\$3.59		\$6.22	\$148,911.34		
		05/09/23		\$13.49	Buy			14,637	\$197,453.13	\$52,493.78	\$3.59		\$6.22	\$144,959.35		
		05/10/23		\$13.92	Buy			14,637	\$203,747.04	\$52,493.78	\$3.59		\$6.22	\$151,253.26		
		05/11/23		\$14.04	Buy			14,637	\$205,503.48	\$52,493.78	\$3.59		\$6.22	\$153,009.70		
		05/12/23		\$13.90	Buy			14,637	\$203,454.30	\$52,493.78	\$3.59		\$6.22	\$150,960.52		
		05/15/23		\$14.11	Buy			14,637	\$206,528.07	\$52,493.78	\$3.59		\$6.22	\$154,034.29		
		05/16/23		\$14.16	Buy			14,637	\$207,259.92	\$52,493.78	\$3.59		\$6.22	\$154,766.14		
		05/17/23		\$14.67	Buy			14,637	\$214,724.79	\$52,493.78	\$3.59		\$6.22	\$162,231.01		
		05/18/23		\$15.46	Sell			14,637	\$226,288.02	\$52,493.78	\$3.59		\$6.22	\$173,794.24		
		05/19/23		\$15.35	Sell			14,637	\$224,677.95	\$52,493.78	\$3.59		\$6.22	\$172,184.17		
		05/22/23		\$15.51	Sell			14,637	\$227,019.87	\$52,493.78	\$3.59		\$6.22	\$174,526.09		
		05/23/23		\$14.91	Sell			14,637	\$218,237.67	\$52,493.78	\$3.59		\$6.22	\$165,743.89		
		05/24/23		\$14.67	Buy			14,637	\$214,724.79	\$52,493.78	\$3.59		\$6.22	\$162,231.01		
		05/25/23		\$15.73	Sell			14,637	\$230,240.01	\$52,493.78	\$3.59		\$6.22	\$177,746.23		
		05/26/23		\$16.92	Sell			14,637	\$247,658.04	\$52,493.78	\$3.59		\$6.22	\$195,164.26		
		05/30/23		\$17.16	Sell			14,637	\$251,170.92	\$52,493.78	\$3.59		\$6.22	\$198,677.14		
		05/31/23		\$16.81	Sell			14,637	\$246,047.97	\$52,493.78	\$3.59		\$6.22	\$193,554.19		


Rule #2  
Optional AA Plus!  
Add Fresh Funds


NO Action  
Contribution For This  
Year Completed


NDX 100 - 3x		Ticker: TQQQ		Number of Shares To Buy On: 1/2/15		1,507		Periodic Credit/Debit		\$550.00		Optional AA PLUS!		\$184.00		
Automated Investing With Discipline.						The Strategy That Adjusts. Automatically.				Initial Account (+/- Cash in/out):		\$66,500.00		Number of Buys: 63		
										Highest Amount Deployed:		\$52,493.78		Number of Sells: 57		
Total Amount Committed:		\$5,500.00		Force #	\$1.92	Action	Action	Action	Action	\$2,893.44	\$1.92	Action	\$2,606.56	Total Number of Trades: 120		
Next BUY At	Next SELL At	Date	Shares	Price	Action	Amount	Shares	Shares	Market Value	Deployed	Avg Cost	Override	Cash On Hand	Total Gain \$	Annualized %	+/- Cash
		06/01/23		\$17.42	Sell			14,637	\$254,976.54	\$52,493.78	\$3.59		\$6.22	\$202,482.76		
		06/02/23		\$17.81	Sell			14,637	\$260,684.97	\$52,493.78	\$3.59		\$6.22	\$208,191.19		
		06/05/23		\$17.85	Sell			14,637	\$261,270.45	\$52,493.78	\$3.59		\$6.22	\$208,776.67		
		06/06/23		\$17.83	Sell			14,637	\$260,977.71	\$52,493.78	\$3.59		\$6.22	\$208,483.93		
		06/07/23		\$16.92	Sell			14,637	\$247,658.04	\$52,493.78	\$3.59		\$6.22	\$195,164.26		
		06/08/23		\$17.50	Sell			14,637	\$256,147.50	\$52,493.78	\$3.59		\$6.22	\$203,653.72		
		06/09/23		\$17.71	Sell			14,637	\$259,221.27	\$52,493.78	\$3.59		\$6.22	\$206,727.49		
		06/12/23		\$18.62	Sell			14,637	\$272,540.94	\$52,493.78	\$3.59		\$6.22	\$220,047.16		
		06/13/23		\$19.03	Sell	\$28,183.43	1,481	13,156	\$250,358.68	\$24,310.35	\$1.85		\$28,189.65	\$226,048.33		
		06/14/23		\$19.44	Sell			13,156	\$255,752.64	\$24,310.35	\$1.85		\$28,189.65	\$231,442.29		
		06/15/23		\$20.12	Sell			13,156	\$264,698.72	\$24,310.35	\$1.85		\$28,189.65	\$240,388.37		
		06/16/23		\$19.73	Sell			13,156	\$259,567.88	\$24,310.35	\$1.85		\$28,189.65	\$235,257.53		
		06/20/23		\$19.64	Sell			13,156	\$258,383.84	\$24,310.35	\$1.85		\$28,189.65	\$234,073.49		
		06/21/23		\$18.85	Sell			13,156	\$247,990.60	\$24,310.35	\$1.85		\$28,189.65	\$223,680.25		
		06/22/23		\$19.48	Sell			13,156	\$256,278.88	\$24,310.35	\$1.85		\$28,189.65	\$231,968.53		
		06/23/23		\$18.90	Sell			13,156	\$248,648.40	\$24,310.35	\$1.85		\$28,189.65	\$224,338.05		
		06/26/23		\$18.15	Sell			13,156	\$238,781.40	\$24,310.35	\$1.85		\$28,189.65	\$214,471.05		
		06/27/23		\$19.05	Sell			13,156	\$250,621.80	\$24,310.35	\$1.85		\$28,189.65	\$226,311.45		
		06/28/23		\$19.16	Sell			13,156	\$252,068.96	\$24,310.35	\$1.85		\$28,189.65	\$227,758.61		
		06/29/23		\$19.03	Sell			13,156	\$250,358.68	\$24,310.35	\$1.85		\$28,189.65	\$226,048.33		
		06/30/23		\$19.89	Sell			13,156	\$261,672.84	\$24,310.35	\$1.85		\$28,189.65	\$237,362.49		
		07/03/23		\$20.03	Sell			13,156	\$263,514.68	\$24,310.35	\$1.85		\$28,189.65	\$239,204.33		
		07/05/23		\$20.01	Sell			13,156	\$263,251.56	\$24,310.35	\$1.85		\$28,189.65	\$238,941.21		
		07/06/23		\$19.54	Sell			13,156	\$257,068.24	\$24,310.35	\$1.85		\$28,189.65	\$232,757.89		
		07/07/23		\$19.34	Sell			13,156	\$254,437.04	\$24,310.35	\$1.85		\$28,189.65	\$230,126.69		
		07/10/23		\$19.36	Sell			13,156	\$254,700.16	\$24,310.35	\$1.85		\$28,189.65	\$230,389.81		
		07/11/23		\$19.64	Sell			13,156	\$258,383.84	\$24,310.35	\$1.85		\$28,189.65	\$234,073.49		
		07/12/23		\$20.36	Sell			13,156	\$267,856.16	\$24,310.35	\$1.85		\$28,189.65	\$243,545.81		
		07/13/23		\$21.38	Sell	\$30,573.40	1,430	11,726	\$250,701.88	-\$6,263.05	-\$0.53		\$58,763.05	\$256,964.93		

NDX 100 - 3x		Ticker: TQQQ		Number of Shares To Buy On: 1/2/15		1,507		Periodic Credit/Debit		\$550.00		Optional AA PLUS!		\$184.00									
Automated Investing With Discipline.				 AUTOMATED ALLOCATIONS		The Strategy That Adjusts. Automatically.				Initial Account (+/- Cash in/out):		\$66,500.00		Number of Buys: 63									
Total Amount Committed:				\$5,500.00		Force #		\$1.92		Action		\$2,606.56		Total Number of Trades: 120									
Next BUY At		Next SELL At		Date		Shares		Market Value		Deployed		Avg Cost		Override		Cash On Hand		Total Gain \$		Annualized %		+/- Cash	
				07/14/23		\$21.36	Sell			11,726	\$250,467.36	-\$6,263.05	-\$0.53			\$58,763.05	\$256,730.41						
				07/17/23		\$21.95	Sell			11,726	\$257,385.70	-\$6,263.05	-\$0.53			\$58,763.05	\$263,648.75						
				07/18/23		\$22.47	Sell			11,726	\$263,483.22	-\$6,263.05	-\$0.53			\$58,763.05	\$269,746.27						
				07/19/23		\$22.47	Sell			11,726	\$263,483.22	-\$6,263.05	-\$0.53			\$58,763.05	\$269,746.27						
				07/20/23		\$20.90	Sell			11,726	\$245,073.40	-\$6,263.05	-\$0.53			\$58,763.05	\$251,336.45						
				07/21/23		\$20.71	Sell			11,726	\$242,845.46	-\$6,263.05	-\$0.53			\$58,763.05	\$249,108.51						
				07/24/23		\$20.80	Sell			11,726	\$243,900.80	-\$6,263.05	-\$0.53			\$58,763.05	\$250,163.85						
				07/25/23		\$21.21	Sell			11,726	\$248,708.46	-\$6,263.05	-\$0.53			\$58,763.05	\$254,971.51						
				07/26/23		\$20.99	Sell			11,726	\$246,128.74	-\$6,263.05	-\$0.53			\$58,763.05	\$252,391.79						
				07/27/23		\$20.81	Sell			11,726	\$244,018.06	-\$6,263.05	-\$0.53			\$58,763.05	\$250,281.11						
				07/28/23		\$21.94	Sell			11,726	\$257,268.44	-\$6,263.05	-\$0.53			\$58,763.05	\$263,531.49						
				07/31/23		\$21.98	Sell			11,726	\$257,737.48	-\$6,263.05	-\$0.53			\$58,763.05	\$264,000.53						
				08/01/23		\$21.81	Sell			11,726	\$255,744.06	-\$6,263.05	-\$0.53			\$58,763.05	\$262,007.11						
				08/02/23		\$20.39	Sell			11,726	\$239,093.14	-\$6,263.05	-\$0.53			\$58,763.05	\$245,356.19						
				08/03/23		\$20.24	Sell			11,726	\$237,334.24	-\$6,263.05	-\$0.53			\$58,763.05	\$243,597.29						
				08/04/23		\$19.96	Sell			11,726	\$234,050.96	-\$6,263.05	-\$0.53			\$58,763.05	\$240,314.01						
				08/07/23		\$20.46	Sell			11,726	\$239,913.96	-\$6,263.05	-\$0.53			\$58,763.05	\$246,177.01						
				08/08/23		\$19.93	Sell			11,726	\$233,699.18	-\$6,263.05	-\$0.53			\$58,763.05	\$239,962.23						
				08/09/23		\$19.27	Sell			11,726	\$225,960.02	-\$6,263.05	-\$0.53			\$58,763.05	\$232,223.07						
				08/10/23		\$19.35	Sell			11,726	\$226,898.10	-\$6,263.05	-\$0.53			\$58,763.05	\$233,161.15						
				08/11/23		\$18.97	Sell			11,726	\$222,442.22	-\$6,263.05	-\$0.53			\$58,763.05	\$228,705.27						
				08/14/23		\$19.60	Sell			11,726	\$229,829.60	-\$6,263.05	-\$0.53			\$58,763.05	\$236,092.65						
				08/15/23		\$19.00	Sell			11,726	\$222,794.00	-\$6,263.05	-\$0.53			\$58,763.05	\$229,057.05						
				08/16/23		\$18.36	Buy			11,726	\$215,289.36	-\$6,263.05	-\$0.53			\$58,763.05	\$221,552.41						
				08/17/23		\$17.74	Buy			11,726	\$208,019.24	-\$6,263.05	-\$0.53			\$58,763.05	\$214,282.29						
				08/18/23		\$17.66	Buy			11,726	\$207,081.16	-\$6,263.05	-\$0.53			\$58,763.05	\$213,344.21						
				08/21/23		\$18.51	Sell			11,726	\$217,048.26	-\$6,263.05	-\$0.53			\$58,763.05	\$223,311.31						
				08/22/23		\$18.43	Buy			11,726	\$216,110.18	-\$6,263.05	-\$0.53			\$58,763.05	\$222,373.23						
				08/23/23		\$19.30	Sell			11,726	\$226,311.80	-\$6,263.05	-\$0.53			\$58,763.05	\$232,574.85						


NDX 100 - 3x		Ticker: TQQQ		Number of Shares To Buy On: 1/2/15		1,507		Periodic Credit/Debit		\$550.00		Optional AA PLUS!		\$184.00	
Automated Investing With Discipline.				AA AUTOMATED ALLOCATIONS		The Strategy That Adjusts. Automatically.				Initial Account (+/- Cash in/out):		\$66,500.00		Number of Buys: 63	
Total Amount Committed:				\$5,500.00		Force #		\$1.92		Action		\$2,606.56		Total Number of Trades: 120	
Next BUY At		Next SELL At		Date		Shares		Market Value		Deployed		Cash On Hand		Total Gain \$	
				08/24/23				11,726	\$211,419.78	-\$6,263.05	-\$0.53		\$58,763.05	\$217,682.83	
				08/25/23				11,726	\$216,461.96	-\$6,263.05	-\$0.53		\$58,763.05	\$222,725.01	
				08/28/23				11,726	\$221,269.62	-\$6,263.05	-\$0.53		\$58,763.05	\$227,532.67	
				08/29/23				11,726	\$235,340.82	-\$6,263.05	-\$0.53		\$58,763.05	\$241,603.87	
				08/30/23				11,726	\$239,327.66	-\$6,263.05	-\$0.53		\$58,763.05	\$245,590.71	
				08/31/23				11,726	\$241,438.34	-\$6,263.05	-\$0.53		\$58,763.05	\$247,701.39	
				09/01/23	36		\$738.72	11,762	\$241,356.24	-\$5,524.33	-\$0.47		\$58,574.33	\$246,880.57	\$550.00
				09/05/23				11,762	\$241,944.34	-\$5,524.33	-\$0.47		\$58,024.33	\$247,468.67	-\$550.00
				09/06/23				11,762	\$235,592.86	-\$5,524.33	-\$0.47		\$58,024.33	\$241,117.19	
				09/07/23				11,762	\$230,417.58	-\$5,524.33	-\$0.47		\$58,024.33	\$235,941.91	
				09/08/23				11,762	\$231,123.30	-\$5,524.33	-\$0.47		\$58,024.33	\$236,647.63	
				09/11/23				11,762	\$239,003.84	-\$5,524.33	-\$0.47		\$58,024.33	\$244,528.17	
				09/12/23				11,762	\$231,358.54	-\$5,524.33	-\$0.47		\$58,024.33	\$236,882.87	
				09/13/23				11,762	\$233,593.32	-\$5,524.33	-\$0.47		\$58,024.33	\$239,117.65	
				09/14/23				11,762	\$239,121.46	-\$5,524.33	-\$0.47		\$58,024.33	\$244,645.79	
				09/15/23				11,762	\$226,888.98	-\$5,524.33	-\$0.47		\$58,024.33	\$232,413.31	
				09/18/23				11,762	\$227,359.46	-\$5,524.33	-\$0.47		\$58,024.33	\$232,883.79	
				09/19/23				11,762	\$225,948.02	-\$5,524.33	-\$0.47		\$58,024.33	\$231,472.35	
				09/20/23				11,762	\$216,185.56	-\$5,524.33	-\$0.47		\$58,024.33	\$221,709.89	
				09/21/23				11,762	\$203,835.46	-\$5,524.33	-\$0.47		\$58,024.33	\$209,359.79	
				09/22/23				11,762	\$204,070.70	-\$5,524.33	-\$0.47		\$58,024.33	\$209,595.03	
				09/25/23				11,762	\$206,775.96	-\$5,524.33	-\$0.47		\$58,024.33	\$212,300.29	
				09/26/23				11,762	\$197,483.98	-\$5,524.33	-\$0.47		\$58,024.33	\$203,008.31	
				09/27/23				11,762	\$198,777.80	-\$5,524.33	-\$0.47		\$58,024.33	\$204,302.13	
				09/28/23				11,762	\$203,482.60	-\$5,524.33	-\$0.47		\$58,024.33	\$209,006.93	
				09/29/23				11,762	\$203,953.08	-\$5,524.33	-\$0.47		\$58,024.33	\$209,477.41	
				10/02/23				11,762	\$208,893.12	-\$5,524.33	-\$0.47		\$58,024.33	\$214,417.45	
				10/03/23				11,762	\$197,836.84	-\$5,524.33	-\$0.47		\$58,024.33	\$203,361.17	
				10/04/23				11,762	\$205,835.00	-\$5,524.33	-\$0.47		\$58,024.33	\$211,359.33	

NDX 100 - 3x		Ticker: TQQQ		Number of Shares To Buy On: 1/2/15		1,507		Periodic Credit/Debit		\$550.00		Optional AA PLUS!		\$184.00		
Automated Investing With Discipline.				 AUTOMATED ALLOCATIONS		The Strategy That Adjusts. Automatically.				Initial Account (+/- Cash in/out):		\$66,500.00		Number of Buys: 63		
Total Amount Committed:				\$5,500.00		Force #		\$1.92		Action		\$2,606.56		Total Number of Trades: 120		
Next BUY At	Next SELL At	Date	Shares	Price	Action	Action Amount	Action Shares	Shares	Market Value	Deployed	Avg Cost	Override	Cash On Hand	Total Gain \$	Annualized %	+/- Cash
		10/05/23		\$17.31	Buy			11,762	\$203,600.22	-\$5,524.33	-\$0.47		\$58,024.33	\$209,124.55		
		10/06/23		\$18.19	Buy			11,762	\$213,950.78	-\$5,524.33	-\$0.47		\$58,024.33	\$219,475.11		
		10/09/23		\$18.45	Buy			11,762	\$217,008.90	-\$5,524.33	-\$0.47		\$58,024.33	\$222,533.23		
		10/10/23		\$18.75	Sell			11,762	\$220,537.50	-\$5,524.33	-\$0.47		\$58,024.33	\$226,061.83		
		10/11/23		\$19.15	Sell			11,762	\$225,242.30	-\$5,524.33	-\$0.47		\$58,024.33	\$230,766.63		
		10/12/23		\$18.93	Sell			11,762	\$222,654.66	-\$5,524.33	-\$0.47		\$58,024.33	\$228,178.99		
		10/13/23		\$18.21	Buy			11,762	\$214,186.02	-\$5,524.33	-\$0.47		\$58,024.33	\$219,710.35		
		10/16/23		\$18.83	Sell			11,762	\$221,478.46	-\$5,524.33	-\$0.47		\$58,024.33	\$227,002.79		
		10/17/23		\$18.65	Sell			11,762	\$219,361.30	-\$5,524.33	-\$0.47		\$58,024.33	\$224,885.63		
		10/18/23		\$17.86	Buy			11,762	\$210,069.32	-\$5,524.33	-\$0.47		\$58,024.33	\$215,593.65		
		10/19/23		\$17.38	Buy			11,762	\$204,423.56	-\$5,524.33	-\$0.47		\$58,024.33	\$209,947.89		
		10/20/23		\$16.60	Buy			11,762	\$195,249.20	-\$5,524.33	-\$0.47		\$58,024.33	\$200,773.53		
		10/23/23		\$16.74	Buy			11,762	\$196,895.88	-\$5,524.33	-\$0.47		\$58,024.33	\$202,420.21		
		10/24/23		\$17.22	Buy			11,762	\$202,541.64	-\$5,524.33	-\$0.47		\$58,024.33	\$208,065.97		
		10/25/23		\$15.96	Buy			11,762	\$187,721.52	-\$5,524.33	-\$0.47		\$58,024.33	\$193,245.85		
		10/26/23		\$15.03	Buy	\$23,101.11	1,537	13,299	\$199,883.97	\$17,576.78	\$1.32		\$34,923.22	\$182,307.19		
		10/27/23		\$15.24	Buy			13,299	\$202,676.76	\$17,576.78	\$1.32		\$34,923.22	\$185,099.98		
		10/30/23		\$15.73	Buy			13,299	\$209,193.27	\$17,576.78	\$1.32		\$34,923.22	\$191,616.49		
		10/31/23		\$15.96	Buy			13,299	\$212,252.04	\$17,576.78	\$1.32		\$34,923.22	\$194,675.26		
		11/01/23		\$16.78	Buy			13,299	\$223,157.22	\$17,576.78	\$1.32		\$34,923.22	\$205,580.44		
		11/02/23		\$17.67	Sell			13,299	\$234,993.33	\$17,576.78	\$1.32		\$34,923.22	\$217,416.55		
		11/03/23		\$18.30	Sell			13,299	\$243,371.70	\$17,576.78	\$1.32		\$34,923.22	\$225,794.92		
		11/06/23		\$18.51	Sell			13,299	\$246,164.49	\$17,576.78	\$1.32		\$34,923.22	\$228,587.71		
		11/07/23		\$19.03	Sell			13,299	\$253,079.97	\$17,576.78	\$1.32		\$34,923.22	\$235,503.19		
		11/08/23		\$19.06	Sell			13,299	\$253,478.94	\$17,576.78	\$1.32		\$34,923.22	\$235,902.16		
		11/09/23		\$18.61	Sell			13,299	\$247,494.39	\$17,576.78	\$1.32		\$34,923.22	\$229,917.61		
		11/10/23		\$19.85	Sell			13,299	\$263,985.15	\$17,576.78	\$1.32		\$34,923.22	\$246,408.37		
		11/13/23		\$19.67	Sell			13,299	\$261,591.33	\$17,576.78	\$1.32		\$34,923.22	\$244,014.55		
		11/14/23		\$20.91	Sell			13,299	\$278,082.09	\$17,576.78	\$1.32		\$34,923.22	\$260,505.31		

NDX 100 - 3x		Ticker: TQQQ		Number of Shares To Buy On: 1/2/15		1,507		Periodic Credit/Debit		\$550.00		Optional AA PLUS!		\$184.00		
Automated Investing With Discipline.						The Strategy That Adjusts. Automatically.				Initial Account (+/- Cash in/out):		\$66,500.00		Number of Buys: 63		
										Highest Amount Deployed:		\$52,493.78		Number of Sells: 57		
Total Amount Committed:		\$5,500.00		Force #	\$1.92	Action	Action	Action	Action	\$2,893.44	\$1.92	Action	\$2,606.56	Total Number of Trades: 120		
Next BUY At	Next SELL At	Date	Shares	Price	Action	Amount	Shares	Shares	Market Value	Deployed	Avg Cost	Override	Cash On Hand	Total Gain \$	Annualized %	+/- Cash
		11/15/23		\$20.97	Sell			13,299	\$278,880.03	\$17,576.78	\$1.32		\$34,923.22	\$261,303.25		
		11/16/23		\$21.00	Sell			13,299	\$279,279.00	\$17,576.78	\$1.32		\$34,923.22	\$261,702.22		
		11/17/23		\$21.01	Sell			13,299	\$279,411.99	\$17,576.78	\$1.32		\$34,923.22	\$261,835.21		
		11/20/23		\$21.76	Sell			13,299	\$289,386.24	\$17,576.78	\$1.32		\$34,923.22	\$271,809.46		
		11/21/23		\$21.37	Sell			13,299	\$284,199.63	\$17,576.78	\$1.32		\$34,923.22	\$266,622.85		
		11/22/23		\$21.62	Sell			13,299	\$287,524.38	\$17,576.78	\$1.32		\$34,923.22	\$269,947.60		
		11/24/23		\$21.51	Sell			13,299	\$286,061.49	\$17,576.78	\$1.32		\$34,923.22	\$268,484.71		
		11/27/23		\$21.45	Sell			13,299	\$285,263.55	\$17,576.78	\$1.32		\$34,923.22	\$267,686.77		
		11/28/23		\$21.62	Sell			13,299	\$287,524.38	\$17,576.78	\$1.32		\$34,923.22	\$269,947.60		
		11/29/23		\$21.54	Sell			13,299	\$286,460.46	\$17,576.78	\$1.32		\$34,923.22	\$268,883.68		
		11/30/23		\$21.36	Sell			13,299	\$284,066.64	\$17,576.78	\$1.32		\$34,923.22	\$266,489.86		
		12/01/23		\$21.54	Sell			13,299	\$286,460.46	\$17,576.78	\$1.32		\$34,923.22	\$268,883.68		
		12/04/23		\$20.93	Sell			13,299	\$278,348.07	\$17,576.78	\$1.32		\$34,923.22	\$260,771.29		
		12/05/23		\$21.08	Sell			13,299	\$280,342.92	\$17,576.78	\$1.32		\$34,923.22	\$262,766.14		
		12/06/23		\$20.70	Sell			13,299	\$275,289.30	\$17,576.78	\$1.32		\$34,923.22	\$257,712.52		
		12/07/23		\$21.57	Sell			13,299	\$286,859.43	\$17,576.78	\$1.32		\$34,923.22	\$269,282.65		
		12/08/23		\$21.83	Sell			13,299	\$290,317.17	\$17,576.78	\$1.32		\$34,923.22	\$272,740.39		
		12/11/23		\$22.38	Sell	\$32,786.70	1,465	11,834	\$264,844.92	-\$15,209.92	-\$1.29		\$67,709.92	\$280,054.84		
		12/12/23		\$22.92	Sell			11,834	\$271,235.28	-\$15,209.92	-\$1.29		\$67,709.92	\$286,445.20		
		12/13/23		\$23.73	Sell			11,834	\$280,820.82	-\$15,209.92	-\$1.29		\$67,709.92	\$296,030.74		
		12/14/23		\$23.69	Sell			11,834	\$280,347.46	-\$15,209.92	-\$1.29		\$67,709.92	\$295,557.38		
		12/15/23		\$23.97	Sell			11,834	\$283,660.98	-\$15,209.92	-\$1.29		\$67,709.92	\$298,870.90		
		12/18/23		\$24.48	Sell			11,834	\$289,696.32	-\$15,209.92	-\$1.29		\$67,709.92	\$304,906.24		
		12/19/23		\$24.84	Sell	\$29,534.76	1,189	10,645	\$264,421.80	-\$44,744.68	-\$4.20		\$97,244.68	\$309,166.48		
		12/20/23		\$23.74	Sell			10,645	\$252,712.30	-\$44,744.68	-\$4.20		\$97,244.68	\$297,456.98		
		12/21/23		\$24.52	Sell			10,645	\$261,015.40	-\$44,744.68	-\$4.20		\$97,244.68	\$305,760.08		
		12/22/23		\$24.62	Sell			10,645	\$262,079.90	-\$44,744.68	-\$4.20		\$97,244.68	\$306,824.58		
		12/26/23		\$25.07	Sell			10,645	\$266,870.15	-\$44,744.68	-\$4.20		\$97,244.68	\$311,614.83		
		12/27/23		\$25.20	Sell			10,645	\$268,254.00	-\$44,744.68	-\$4.20		\$97,244.68	\$312,998.68		


NDX 100 - 3x		Ticker: TQQQ		Number of Shares To Buy On: 1/2/15		1,507		Periodic Credit/Debit		\$550.00		Optional AA PLUS!		\$184.00		
Automated Investing With Discipline.						The Strategy That Adjusts. Automatically.				Initial Account (+/- Cash in/out):		\$66,500.00		Number of Buys: 63		
										Highest Amount Deployed:		\$52,493.78		Number of Sells: 57		
Total Amount Committed:		\$5,500.00		Force #	\$1.92	Action	Action	Action	Action	\$2,893.44	\$1.92	Action	\$2,606.56	Total Number of Trades: 120		
Next BUY At	Next SELL At	Date	Shares	Price	Action	Amount	Shares	Shares	Market Value	Deployed	Avg Cost	Override	Cash On Hand	Total Gain \$	Annualized %	+/- Cash
		12/28/23		\$25.14	Sell			10,645	\$267,615.30	-\$44,744.68	-\$4.20		\$97,244.68	\$312,359.98		
		12/29/23		\$24.79	Sell			10,645	\$263,889.55	-\$44,744.68	-\$4.20		\$97,244.68	\$308,634.23		
		01/02/24	436	\$23.54	Buy	\$10,263.44	436	11,081	\$260,846.74	-\$34,481.24	-\$3.11		\$94,531.24	\$295,327.98		\$7,550.00
		01/03/24		\$22.78	Sell			11,081	\$252,425.18	-\$34,481.24	-\$3.11		\$93,981.24	\$286,906.42		-\$550.00
		01/04/24		\$22.40	Sell			11,081	\$248,214.40	-\$34,481.24	-\$3.11		\$93,981.24	\$282,695.64		
		01/05/24		\$22.49	Sell			11,081	\$249,211.69	-\$34,481.24	-\$3.11		\$93,981.24	\$283,692.93		
		01/08/24		\$23.84	Sell			11,081	\$264,171.04	-\$34,481.24	-\$3.11		\$93,981.24	\$298,652.28		
		01/09/24		\$24.00	Sell			11,081	\$265,944.00	-\$34,481.24	-\$3.11		\$93,981.24	\$300,425.24		
		01/10/24		\$24.47	Sell			11,081	\$271,152.07	-\$34,481.24	-\$3.11		\$93,981.24	\$305,633.31		
		01/11/24		\$24.59	Sell			11,081	\$272,481.79	-\$34,481.24	-\$3.11		\$93,981.24	\$306,963.03		
		01/12/24		\$24.62	Sell			11,081	\$272,814.22	-\$34,481.24	-\$3.11		\$93,981.24	\$307,295.46		
		01/16/24		\$24.60	Sell			11,081	\$272,592.60	-\$34,481.24	-\$3.11		\$93,981.24	\$307,073.84		
		01/17/24		\$24.18	Sell			11,081	\$267,938.58	-\$34,481.24	-\$3.11		\$93,981.24	\$302,419.82		
		01/18/24		\$25.21	Sell			11,081	\$279,352.01	-\$34,481.24	-\$3.11		\$93,981.24	\$313,833.25		
		01/19/24		\$26.67	Sell			11,081	\$295,530.27	-\$34,481.24	-\$3.11		\$93,981.24	\$330,011.51		
		01/22/24		\$26.78	Sell			11,081	\$296,749.18	-\$34,481.24	-\$3.11		\$93,981.24	\$331,230.42		
		01/23/24		\$27.10	Sell			11,081	\$300,295.10	-\$34,481.24	-\$3.11		\$93,981.24	\$334,776.34		
		01/24/24		\$27.54	Sell	\$30,514.32	1,108	9,973	\$274,656.42	-\$64,995.56	-\$6.52		\$124,495.56	\$339,651.98		
		01/25/24		\$27.62	Sell			9,973	\$275,454.26	-\$64,995.56	-\$6.52		\$124,495.56	\$340,449.82		
		01/26/24		\$27.11	Sell			9,973	\$270,368.03	-\$64,995.56	-\$6.52		\$124,495.56	\$335,363.59		
		01/29/24		\$27.91	Sell			9,973	\$278,346.43	-\$64,995.56	-\$6.52		\$124,495.56	\$343,341.99		
		01/30/24		\$27.35	Sell			9,973	\$272,761.55	-\$64,995.56	-\$6.52		\$124,495.56	\$337,757.11		
		01/31/24		\$25.74	Sell			9,973	\$256,705.02	-\$64,995.56	-\$6.52		\$124,495.56	\$321,700.58		
		02/01/24		\$26.65	Sell			9,973	\$265,780.45	-\$64,995.56	-\$6.52		\$124,495.56	\$330,776.01		
		02/02/24		\$27.99	Sell			9,973	\$279,144.27	-\$64,995.56	-\$6.52		\$124,495.56	\$344,139.83		
		02/05/24		\$27.85	Sell			9,973	\$277,748.05	-\$64,995.56	-\$6.52		\$124,495.56	\$342,743.61		
		02/06/24		\$27.69	Sell			9,973	\$276,152.37	-\$64,995.56	-\$6.52		\$124,495.56	\$341,147.93		
		02/07/24		\$28.52	Sell			9,973	\$284,429.96	-\$64,995.56	-\$6.52		\$124,495.56	\$349,425.52		
		02/08/24		\$28.63	Sell			9,973	\$285,526.99	-\$64,995.56	-\$6.52		\$124,495.56	\$350,522.55		

Rule #2  
Periodic Credit/Debit  
+  
Annual Addition  
(\$7,000 + \$550)


NDX 100 - 3x		Ticker: TQQQ		Number of Shares To Buy On: 1/2/15		1,507		Periodic Credit/Debit		\$550.00		Optional AA PLUS!		\$184.00									
Automated Investing With Discipline.				 AUTOMATED ALLOCATIONS		The Strategy That Adjusts. Automatically.				Initial Account (+/- Cash in/out):		\$66,500.00		Number of Buys: 63									
Total Amount Committed:				\$5,500.00		Force #		\$1.92		Action		\$2,606.56		Total Number of Trades: 120									
Next BUY At		Next SELL At		Date		Shares		Market Value		Deployed		Avg Cost		Override		Cash On Hand		Total Gain \$		Annualized %		+/- Cash	
				02/09/24		\$29.47	Sell			9,973	\$293,904.31	-\$64,995.56	-\$6.52			\$124,495.56	\$358,899.87						
				02/12/24		\$29.13	Sell			9,973	\$290,513.49	-\$64,995.56	-\$6.52			\$124,495.56	\$355,509.05						
				02/13/24		\$27.75	Sell			9,973	\$276,750.75	-\$64,995.56	-\$6.52			\$124,495.56	\$341,746.31						
				02/14/24		\$28.63	Sell			9,973	\$285,526.99	-\$64,995.56	-\$6.52			\$124,495.56	\$350,522.55						
				02/15/24		\$28.87	Sell			9,973	\$287,920.51	-\$64,995.56	-\$6.52			\$124,495.56	\$352,916.07						
				02/16/24		\$28.07	Sell			9,973	\$279,942.11	-\$64,995.56	-\$6.52			\$124,495.56	\$344,937.67						
				02/20/24		\$27.42	Sell			9,973	\$273,459.66	-\$64,995.56	-\$6.52			\$124,495.56	\$338,455.22						
				02/21/24		\$27.08	Sell			9,973	\$270,068.84	-\$64,995.56	-\$6.52			\$124,495.56	\$335,064.40						
				02/22/24		\$29.42	Sell			9,973	\$293,405.66	-\$64,995.56	-\$6.52			\$124,495.56	\$358,401.22						
				02/23/24		\$29.16	Sell			9,973	\$290,812.68	-\$64,995.56	-\$6.52			\$124,495.56	\$355,808.24						
				02/26/24		\$29.12	Sell			9,973	\$290,413.76	-\$64,995.56	-\$6.52			\$124,495.56	\$355,409.32						
				02/27/24		\$29.30	Sell			9,973	\$292,208.90	-\$64,995.56	-\$6.52			\$124,495.56	\$357,204.46						
				02/28/24		\$28.82	Sell			9,973	\$287,421.86	-\$64,995.56	-\$6.52			\$124,495.56	\$352,417.42						
				02/29/24		\$29.52	Sell			9,973	\$294,402.96	-\$64,995.56	-\$6.52			\$124,495.56	\$359,398.52						
				03/01/24		\$30.87	Sell	\$32,876.55	1,065	8,908	\$274,989.96	-\$97,872.11	-\$10.99			\$157,372.11	\$372,862.07						
				03/04/24		\$30.51	Sell			8,908	\$271,783.08	-\$97,872.11	-\$10.99			\$157,372.11	\$369,655.19						
				03/05/24		\$28.87	Sell			8,908	\$257,173.96	-\$97,872.11	-\$10.99			\$157,372.11	\$355,046.07						
				03/06/24		\$29.41	Sell			8,908	\$261,984.28	-\$97,872.11	-\$10.99			\$157,372.11	\$359,856.39						
				03/07/24		\$30.72	Sell			8,908	\$273,653.76	-\$97,872.11	-\$10.99			\$157,372.11	\$371,525.87						
				03/08/24		\$29.37	Sell			8,908	\$261,627.96	-\$97,872.11	-\$10.99			\$157,372.11	\$359,500.07						
				03/11/24		\$29.03	Sell			8,908	\$258,599.24	-\$97,872.11	-\$10.99			\$157,372.11	\$356,471.35						
				03/12/24		\$30.26	Sell			8,908	\$269,556.08	-\$97,872.11	-\$10.99			\$157,372.11	\$367,428.19						
				03/13/24		\$29.56	Sell			8,908	\$263,320.48	-\$97,872.11	-\$10.99			\$157,372.11	\$361,192.59						
				03/14/24		\$29.32	Sell			8,908	\$261,182.56	-\$97,872.11	-\$10.99			\$157,372.11	\$359,054.67						
				03/15/24		\$28.25	Sell			8,908	\$251,651.00	-\$97,872.11	-\$10.99			\$157,372.11	\$349,523.11						
				03/18/24		\$29.04	Sell			8,908	\$258,688.32	-\$97,872.11	-\$10.99			\$157,372.11	\$356,560.43						
				03/19/24		\$29.24	Sell			8,908	\$260,469.92	-\$97,872.11	-\$10.99			\$157,372.11	\$358,342.03						
				03/20/24		\$30.28	Sell			8,908	\$269,734.24	-\$97,872.11	-\$10.99			\$157,372.11	\$367,606.35						
				03/21/24		\$30.67	Sell			8,908	\$273,208.36	-\$97,872.11	-\$10.99			\$157,372.11	\$371,080.47						

NDX 100 - 3x		Ticker: TQQQ		Number of Shares To Buy On: 1/2/15		1,507		Periodic Credit/Debit		\$550.00		Optional AA PLUS!		\$184.00		
Automated Investing With Discipline.				AA AUTOMATED ALLOCATIONS		The Strategy That Adjusts. Automatically.				Initial Account (+/- Cash in/out):		\$66,500.00		Number of Buys: 63		
Total Amount Committed:				\$5,500.00		Force #		\$1.92		Action		\$2,606.56		Total Number of Trades: 120		
Next BUY At	Next SELL At	Date	Shares	Price	Action	Action Amount	Action Shares	Shares	Market Value	Deployed	Avg Cost	Override	Cash On Hand	Total Gain \$	Annualized %	+/- Cash
		03/22/24		\$30.74	Sell			8,908	\$273,831.92	-\$97,872.11	-\$10.99		\$157,372.11	\$371,704.03		
		03/25/24		\$30.42	Sell			8,908	\$270,981.36	-\$97,872.11	-\$10.99		\$157,372.11	\$368,853.47		
		03/26/24		\$30.14	Sell			8,908	\$268,487.12	-\$97,872.11	-\$10.99		\$157,372.11	\$366,359.23		
		03/27/24		\$30.40	Sell			8,908	\$270,803.20	-\$97,872.11	-\$10.99		\$157,372.11	\$368,675.31		
		03/28/24		\$30.21	Sell			8,908	\$269,110.68	-\$97,872.11	-\$10.99		\$157,372.11	\$366,982.79		
		04/01/24		\$30.40	Sell			8,908	\$270,803.20	-\$97,872.11	-\$10.99		\$157,372.11	\$368,675.31		
		04/02/24		\$29.58	Sell			8,908	\$263,498.64	-\$97,872.11	-\$10.99		\$157,372.11	\$361,370.75		
		04/03/24		\$29.78	Sell			8,908	\$265,280.24	-\$97,872.11	-\$10.99		\$157,372.11	\$363,152.35		
		04/04/24		\$28.38	Sell			8,908	\$252,809.04	-\$97,872.11	-\$10.99		\$157,372.11	\$350,681.15		
		04/05/24		\$29.38	Sell			8,908	\$261,717.04	-\$97,872.11	-\$10.99		\$157,372.11	\$359,589.15		
		04/08/24		\$29.40	Sell			8,908	\$261,895.20	-\$97,872.11	-\$10.99		\$157,372.11	\$359,767.31		
		04/09/24		\$29.70	Sell			8,908	\$264,567.60	-\$97,872.11	-\$10.99		\$157,372.11	\$362,439.71		
		04/10/24		\$28.92	Sell			8,908	\$257,619.36	-\$97,872.11	-\$10.99		\$157,372.11	\$355,491.47		
		04/11/24		\$30.28	Sell			8,908	\$269,734.24	-\$97,872.11	-\$10.99		\$157,372.11	\$367,606.35		
		04/12/24		\$28.82	Sell			8,908	\$256,728.56	-\$97,872.11	-\$10.99		\$157,372.11	\$354,600.67		
		04/15/24		\$27.37	Sell			8,908	\$243,811.96	-\$97,872.11	-\$10.99		\$157,372.11	\$341,684.07		
		04/16/24		\$27.38	Sell			8,908	\$243,901.04	-\$97,872.11	-\$10.99		\$157,372.11	\$341,773.15		
		04/17/24		\$26.36	Buy			8,908	\$234,814.88	-\$97,872.11	-\$10.99		\$157,372.11	\$332,686.99		
		04/18/24		\$25.89	Buy			8,908	\$230,628.12	-\$97,872.11	-\$10.99		\$157,372.11	\$328,500.23		
		04/19/24		\$24.28	Buy			8,908	\$216,286.24	-\$97,872.11	-\$10.99		\$157,372.11	\$314,158.35		
		04/22/24		\$24.99	Buy			8,908	\$222,610.92	-\$97,872.11	-\$10.99		\$157,372.11	\$320,483.03		
		04/23/24		\$26.11	Buy			8,908	\$232,587.88	-\$97,872.11	-\$10.99		\$157,372.11	\$330,459.99		
		04/24/24		\$26.36	Buy			8,908	\$234,814.88	-\$97,872.11	-\$10.99		\$157,372.11	\$332,686.99		
		04/25/24		\$25.94	Buy			8,908	\$231,073.52	-\$97,872.11	-\$10.99		\$157,372.11	\$328,945.63		
		04/26/24		\$27.13	Sell			8,908	\$241,674.04	-\$97,872.11	-\$10.99		\$157,372.11	\$339,546.15		
		04/29/24		\$27.46	Sell			8,908	\$244,613.68	-\$97,872.11	-\$10.99		\$157,372.11	\$342,485.79		
		04/30/24		\$25.88	Buy			8,908	\$230,539.04	-\$97,872.11	-\$10.99		\$157,372.11	\$328,411.15		
		05/01/24	16	\$25.32	Buy	\$405.12	16	8,924	\$225,955.68	-\$97,466.99	-\$10.92		\$157,516.99	\$323,422.67		\$550.00
		05/02/24		\$26.26	Sell			8,924	\$234,344.24	-\$97,466.99	-\$10.92		\$156,966.99	\$331,811.23		-\$550.00

Rule #2  
Periodic Credit/Debit

NDX 100 - 3x		Ticker: TQQQ		Number of Shares To Buy On: 1/2/15		1,507		Periodic Credit/Debit		\$550.00		Optional AA PLUS!		\$184.00			
Automated Investing With Discipline.				 AUTOMATED ALLOCATIONS		The Strategy That Adjusts. Automatically.				Initial Account (+/- Cash in/out):		\$66,500.00		Number of Buys: 63			
Total Amount Committed:				\$5,500.00		Force #		\$1.92		Action		\$2,606.56		Total Number of Trades: 120			
Next BUY At		Next SELL At		Date		Shares		Price		Action		Cash On Hand		Total Gain \$			
		Periodic Credit/Debit								Override				Annualized %			
										Deployed				+/- Cash			
				05/03/24				\$27.83	Sell					\$156,966.99	\$345,821.91		
				05/06/24				\$28.74	Sell					\$156,966.99	\$353,942.75		
				05/07/24				\$28.74	Sell					\$156,966.99	\$353,942.75		
				05/08/24				\$28.69	Sell					\$156,966.99	\$353,496.55		
				05/09/24				\$28.84	Sell					\$156,966.99	\$354,835.15		
				05/10/24				\$29.04	Sell					\$156,966.99	\$356,619.95		
				05/13/24				\$29.23	Sell					\$156,966.99	\$358,315.51		
				05/14/24				\$29.78	Sell					\$156,966.99	\$363,223.71		
				05/15/24				\$31.15	Sell					\$156,966.99	\$375,449.59		
				05/16/24				\$30.96	Sell					\$156,966.99	\$373,754.03		
				05/17/24				\$30.89	Sell					\$156,966.99	\$373,129.35		
				05/20/24				\$31.53	Sell					\$156,966.99	\$378,840.71		
				05/21/24				\$31.69	Sell					\$156,966.99	\$380,268.55		
				05/22/24				\$31.67	Sell					\$156,966.99	\$380,090.07		
				05/23/24				\$31.20	Sell					\$156,966.99	\$375,895.79		
				05/24/24				\$32.07	Sell					\$156,966.99	\$383,659.67		
				05/28/24				\$32.42	Sell					\$156,966.99	\$386,783.07		
				05/29/24				\$31.74	Sell					\$156,966.99	\$380,714.75		
				05/30/24				\$30.72	Sell					\$156,966.99	\$371,612.27		
				05/31/24				\$30.69	Sell					\$156,966.99	\$371,344.55		
				06/03/24				\$30.99	Sell					\$156,966.99	\$374,021.75		
				06/04/24				\$31.22	Sell					\$156,966.99	\$376,074.27		
				06/05/24				\$33.10	Sell					\$156,966.99	\$392,851.39		
				06/06/24				\$33.07	Sell					\$156,966.99	\$392,583.67		
				06/07/24				\$32.94	Sell					\$156,966.99	\$391,423.55		
				06/10/24				\$33.29	Sell					\$156,966.99	\$394,546.95		
				06/11/24				\$33.98	Sell					\$156,966.99	\$400,704.51		
				06/12/24				\$35.32	Sell	\$38,852.00	1,100	7,824	\$276,343.68	-\$136,318.99	-\$17.42	\$195,818.99	\$412,662.67
				06/13/24				\$35.88	Sell			7,824	\$280,725.12	-\$136,318.99	-\$17.42	\$195,818.99	\$417,044.11



NDX 100 - 3x		Ticker: TQQQ		Number of Shares To Buy On: 1/2/15		1,507		Periodic Credit/Debit		\$550.00		Optional AA PLUS!		\$184.00																			
Automated Investing With Discipline.				 AUTOMATED ALLOCATIONS		The Strategy That Adjusts. Automatically.						Initial Account (+/- Cash in/out):		\$66,500.00		Number of Buys:		63															
Total Amount Committed:				\$5,500.00		Force #		\$1.92		Action		\$2,893.44		\$1.92		Action		\$2,606.56		Total Number of Trades:		120											
Next BUY At		Next SELL At		Date		Shares		Price		Action		Amount		Shares		Shares		Market Value		Deployed		Avg Cost		Override		Cash On Hand		Total Gain \$		Annualized %		+/- Cash	
				07/29/24				\$32.25	Buy					7,050			\$227,362.50	-\$166,528.21	-\$23.62				\$226,028.21	\$393,890.71									
				07/30/24				\$30.93	Buy					7,050			\$218,056.50	-\$166,528.21	-\$23.62				\$226,028.21	\$384,584.71									
				07/31/24				\$33.64	Buy					7,050			\$237,162.00	-\$166,528.21	-\$23.62				\$226,028.21	\$403,690.21									
				08/01/24				\$31.22	Buy					7,050			\$220,101.00	-\$166,528.21	-\$23.62				\$226,028.21	\$386,629.21									
				08/02/24				\$28.94	Buy					7,050			\$204,027.00	-\$166,528.21	-\$23.62				\$226,028.21	\$370,555.21									
				08/05/24				\$26.42	Buy	\$33,606.24	1,272			8,322			\$219,867.24	-\$132,921.97	-\$15.97				\$192,421.97	\$352,789.21									
				08/06/24				\$27.08	Buy					8,322			\$225,359.76	-\$132,921.97	-\$15.97				\$192,421.97	\$358,281.73									
				08/07/24				\$26.21	Buy					8,322			\$218,119.62	-\$132,921.97	-\$15.97				\$192,421.97	\$351,041.59									
				08/08/24				\$28.60	Buy					8,322			\$238,009.20	-\$132,921.97	-\$15.97				\$192,421.97	\$370,931.17									
				08/09/24				\$28.99	Buy					8,322			\$241,254.78	-\$132,921.97	-\$15.97				\$192,421.97	\$374,176.75									
				08/12/24				\$29.19	Buy					8,322			\$242,919.18	-\$132,921.97	-\$15.97				\$192,421.97	\$375,841.15									
				08/13/24				\$31.31	Sell					8,322			\$260,561.82	-\$132,921.97	-\$15.97				\$192,421.97	\$393,483.79									
				08/14/24				\$31.37	Sell					8,322			\$261,061.14	-\$132,921.97	-\$15.97				\$192,421.97	\$393,983.11									
				08/15/24				\$33.73	Sell					8,322			\$280,701.06	-\$132,921.97	-\$15.97				\$192,421.97	\$413,623.03									
				08/16/24				\$33.82	Sell					8,322			\$281,450.04	-\$132,921.97	-\$15.97				\$192,421.97	\$414,372.01									
				08/19/24				\$35.13	Sell					8,322			\$292,351.86	-\$132,921.97	-\$15.97				\$192,421.97	\$425,273.83									
				08/20/24				\$34.91	Sell					8,322			\$290,521.02	-\$132,921.97	-\$15.97				\$192,421.97	\$423,442.99									
				08/21/24				\$35.39	Sell					8,322			\$294,515.58	-\$132,921.97	-\$15.97				\$192,421.97	\$427,437.55									
				08/22/24				\$33.69	Sell					8,322			\$280,368.18	-\$132,921.97	-\$15.97				\$192,421.97	\$413,290.15									
				08/23/24				\$34.75	Sell					8,322			\$289,189.50	-\$132,921.97	-\$15.97				\$192,421.97	\$422,111.47									
				08/26/24				\$33.73	Sell					8,322			\$280,701.06	-\$132,921.97	-\$15.97				\$192,421.97	\$413,623.03									
				08/27/24				\$34.01	Sell					8,322			\$283,031.22	-\$132,921.97	-\$15.97				\$192,421.97	\$415,953.19									
				08/28/24				\$32.86	Sell					8,322			\$273,460.92	-\$132,921.97	-\$15.97				\$192,421.97	\$406,382.89									
				08/29/24				\$32.69	Sell					8,322			\$272,046.18	-\$132,921.97	-\$15.97				\$192,421.97	\$404,968.15									
				08/30/24				\$33.80	Sell					8,322			\$281,283.60	-\$132,921.97	-\$15.97				\$192,421.97	\$414,205.57									
				09/03/24		24		\$30.72	Buy	\$737.28	24			8,346			\$256,389.12	-\$132,184.69	-\$15.84				\$192,234.69	\$388,573.81						\$550.00			
				09/04/24				\$30.46	Sell					8,346			\$254,219.16	-\$132,184.69	-\$15.84				\$191,684.69	\$386,403.85						-\$550.00			
				09/05/24				\$30.56	Buy					8,346			\$255,053.76	-\$132,184.69	-\$15.84				\$191,684.69	\$387,238.45									
				09/06/24				\$28.08	Buy					8,346			\$234,355.68	-\$132,184.69	-\$15.84				\$191,684.69	\$366,540.37									


Rule #2  
Periodic Credit/Debit






NDX 100 - 3x		Ticker: TQQQ		Number of Shares To Buy On: 1/2/15		1,507		Periodic Credit/Debit		\$550.00		Optional AA PLUS!		\$184.00																	
Automated Investing With Discipline.				AA AUTOMATED ALLOCATIONS		The Strategy That Adjusts. Automatically.				Initial Account (+/- Cash in/out):		\$66,500.00		Number of Buys: 63																	
Total Amount Committed:				\$5,500.00		Force #		\$1.92		Action		\$2,606.56		Total Number of Trades: 120																	
Next BUY At		Next SELL At		Date		Shares		Price		Action		Amount		Shares		Market Value		\$2,893.44		\$1.92		Action		\$2,606.56		Total Gain \$		Annualized %		+/- Cash	
				11/29/24				\$39.49	Sell					7,275	\$287,289.75	-\$175,881.49	-\$24.18			\$235,381.49	\$463,171.24										
				12/02/24				\$40.77	Sell					7,275	\$296,601.75	-\$175,881.49	-\$24.18			\$235,381.49	\$472,483.24										
				12/03/24				\$41.13	Sell					7,275	\$299,220.75	-\$175,881.49	-\$24.18			\$235,381.49	\$475,102.24										
				12/04/24				\$42.63	Sell					7,275	\$310,133.25	-\$175,881.49	-\$24.18			\$235,381.49	\$486,014.74										
				12/05/24				\$42.28	Sell					7,275	\$307,587.00	-\$175,881.49	-\$24.18			\$235,381.49	\$483,468.49										
				12/06/24				\$43.37	Sell					7,275	\$315,516.75	-\$175,881.49	-\$24.18			\$235,381.49	\$491,398.24										
				12/09/24				\$42.35	Sell					7,275	\$308,096.25	-\$175,881.49	-\$24.18			\$235,381.49	\$483,977.74										
				12/10/24				\$41.89	Sell					7,275	\$304,749.75	-\$175,881.49	-\$24.18			\$235,381.49	\$480,631.24										
				12/11/24				\$44.13	Sell					7,275	\$321,045.75	-\$175,881.49	-\$24.18			\$235,381.49	\$496,927.24										
				12/12/24				\$43.26	Sell					7,275	\$314,716.50	-\$175,881.49	-\$24.18			\$235,381.49	\$490,597.99										
				12/13/24				\$44.19	Sell					7,275	\$321,482.25	-\$175,881.49	-\$24.18			\$235,381.49	\$497,363.74										
				12/16/24				\$46.11	Sell	\$39,239.61	851	6,424	\$296,210.64	-\$215,121.10	-\$33.49			\$274,621.10	\$511,331.74												
				12/17/24				\$45.49	Sell			6,424	\$292,227.76	-\$215,121.10	-\$33.49			\$274,621.10	\$507,348.86												
				12/18/24				\$40.57	Sell			6,424	\$260,621.68	-\$215,121.10	-\$33.49			\$274,621.10	\$475,742.78												
				12/19/24				\$40.00	Sell			6,424	\$256,960.00	-\$215,121.10	-\$33.49			\$274,621.10	\$472,081.10												
				12/20/24				\$41.04	Sell			6,424	\$263,640.96	-\$215,121.10	-\$33.49			\$274,621.10	\$478,762.06												
				12/23/24				\$42.18	Sell			6,424	\$270,964.32	-\$215,121.10	-\$33.49			\$274,621.10	\$486,085.42												
				12/24/24				\$43.86	Sell			6,424	\$281,756.64	-\$215,121.10	-\$33.49			\$274,621.10	\$496,877.74												
				12/26/24				\$43.76	Sell			6,424	\$281,114.24	-\$215,121.10	-\$33.49			\$274,621.10	\$496,235.34												
				12/27/24				\$41.98	Sell			6,424	\$269,679.52	-\$215,121.10	-\$33.49			\$274,621.10	\$484,800.62												
				12/30/24				\$40.30	Sell			6,424	\$258,887.20	-\$215,121.10	-\$33.49			\$274,621.10	\$474,008.30												
				12/31/24				\$39.24	Buy			6,424	\$252,077.76	-\$215,121.10	-\$33.49			\$274,621.10	\$467,198.86												
				01/02/25		147		\$38.99	Buy	\$5,731.53	147	6,571	\$256,203.29	-\$209,389.57	-\$31.87			\$276,439.57	\$465,592.86										\$7,550.00		
				01/03/25				\$40.86	Sell			6,571	\$268,491.06	-\$209,389.57	-\$31.87			\$275,889.57	\$477,880.63										-\$550.00		
				01/06/25				\$42.26	Sell			6,571	\$277,690.46	-\$209,389.57	-\$31.87			\$275,889.57	\$487,080.03												
				01/07/25				\$39.98	Sell			6,571	\$262,708.58	-\$209,389.57	-\$31.87			\$275,889.57	\$472,098.15												
				01/08/25				\$40.01	Sell			6,571	\$262,905.71	-\$209,389.57	-\$31.87			\$275,889.57	\$472,295.28												
				01/10/25				\$38.10	Buy			6,571	\$250,355.10	-\$209,389.57	-\$31.87			\$275,889.57	\$459,744.67												
				01/13/25				\$37.70	Buy			6,571	\$247,726.70	-\$209,389.57	-\$31.87			\$275,889.57	\$457,116.27												

Rule #2  
 Periodic Credit/Debit  
 +  
 Annual Addition  
 (\$7,000 + \$550)


NDX 100 - 3x		Ticker: TQQQ		Number of Shares To Buy On: 1/2/15		1,507		Periodic Credit/Debit		\$550.00		Optional AA PLUS!		\$184.00		
Automated Investing With Discipline.				 AUTOMATED ALLOCATIONS		The Strategy That Adjusts. Automatically.				Initial Account (+/- Cash in/out):		\$66,500.00		Number of Buys: 63		
										Highest Amount Deployed:		\$52,493.78		Number of Sells: 57		
Total Amount Committed:		\$5,500.00		Force #	\$1.92	Action	Action	Action	Action	\$2,893.44	\$1.92	Action	\$2,606.56	Total Number of Trades: 120		
Next BUY At	Next SELL At	Date	Shares	Price	Action	Amount	Shares	Shares	Market Value	Deployed	Avg Cost	Override	Cash On Hand	Total Gain \$	Annualized %	+/- Cash
		01/14/25		\$37.57	Buy			6,571	\$246,872.47	-\$209,389.57	-\$31.87		\$275,889.57	\$456,262.04		
		01/15/25		\$40.11	Sell			6,571	\$263,562.81	-\$209,389.57	-\$31.87		\$275,889.57	\$472,952.38		
		01/16/25		\$39.29	Buy			6,571	\$258,174.59	-\$209,389.57	-\$31.87		\$275,889.57	\$467,564.16		
		01/17/25		\$41.23	Sell			6,571	\$270,922.33	-\$209,389.57	-\$31.87		\$275,889.57	\$480,311.90		
		01/21/25		\$41.91	Sell			6,571	\$275,390.61	-\$209,389.57	-\$31.87		\$275,889.57	\$484,780.18		
		01/22/25		\$43.54	Sell			6,571	\$286,101.34	-\$209,389.57	-\$31.87		\$275,889.57	\$495,490.91		
		01/23/25		\$43.81	Sell			6,571	\$287,875.51	-\$209,389.57	-\$31.87		\$275,889.57	\$497,265.08		
		01/24/25		\$43.02	Sell			6,571	\$282,684.42	-\$209,389.57	-\$31.87		\$275,889.57	\$492,073.99		
		01/27/25		\$39.25	Buy			6,571	\$257,911.75	-\$209,389.57	-\$31.87		\$275,889.57	\$467,301.32		
		01/28/25		\$40.99	Sell			6,571	\$269,345.29	-\$209,389.57	-\$31.87		\$275,889.57	\$478,734.86		
		01/29/25		\$40.73	Sell			6,571	\$267,636.83	-\$209,389.57	-\$31.87		\$275,889.57	\$477,026.40		
		01/30/25		\$41.24	Sell			6,571	\$270,988.04	-\$209,389.57	-\$31.87		\$275,889.57	\$480,377.61		
		01/31/25		\$41.02	Sell			6,571	\$269,542.42	-\$209,389.57	-\$31.87		\$275,889.57	\$478,931.99		
		02/03/25		\$40.03	Sell			6,571	\$263,037.13	-\$209,389.57	-\$31.87		\$275,889.57	\$472,426.70		
		02/04/25		\$41.48	Sell			6,571	\$272,565.08	-\$209,389.57	-\$31.87		\$275,889.57	\$481,954.65		
		02/05/25		\$42.02	Sell			6,571	\$276,113.42	-\$209,389.57	-\$31.87		\$275,889.57	\$485,502.99		
		02/06/25		\$42.65	Sell			6,571	\$280,253.15	-\$209,389.57	-\$31.87		\$275,889.57	\$489,642.72		
		02/07/25		\$41.03	Sell			6,571	\$269,608.13	-\$209,389.57	-\$31.87		\$275,889.57	\$478,997.70		
		02/10/25		\$42.47	Sell			6,571	\$279,070.37	-\$209,389.57	-\$31.87		\$275,889.57	\$488,459.94		
		02/11/25		\$42.17	Sell			6,571	\$277,099.07	-\$209,389.57	-\$31.87		\$275,889.57	\$486,488.64		
		02/12/25		\$42.25	Sell			6,571	\$277,624.75	-\$209,389.57	-\$31.87		\$275,889.57	\$487,014.32		
		02/13/25		\$44.03	Sell			6,571	\$289,321.13	-\$209,389.57	-\$31.87		\$275,889.57	\$498,710.70		
		02/14/25		\$44.55	Sell			6,571	\$292,738.05	-\$209,389.57	-\$31.87		\$275,889.57	\$502,127.62		
		02/18/25		\$44.82	Sell			6,571	\$294,512.22	-\$209,389.57	-\$31.87		\$275,889.57	\$503,901.79		
		02/19/25		\$44.83	Sell			6,571	\$294,577.93	-\$209,389.57	-\$31.87		\$275,889.57	\$503,967.50		
		02/20/25		\$44.28	Sell			6,571	\$290,963.88	-\$209,389.57	-\$31.87		\$275,889.57	\$500,353.45		
		02/21/25		\$41.51	Sell			6,571	\$272,762.21	-\$209,389.57	-\$31.87		\$275,889.57	\$482,151.78		
		02/24/25		\$40.02	Sell			6,571	\$262,971.42	-\$209,389.57	-\$31.87		\$275,889.57	\$472,360.99		
		02/25/25		\$38.49	Buy			6,571	\$252,917.79	-\$209,389.57	-\$31.87		\$275,889.57	\$462,307.36		

NDX 100 - 3x		Ticker: TQQQ		Number of Shares To Buy On: 1/2/15		1,507		Periodic Credit/Debit		\$550.00		Optional AA PLUS!		\$184.00		
Automated Investing With Discipline.				 AUTOMATED ALLOCATIONS		The Strategy That Adjusts. Automatically.				Initial Account (+/- Cash in/out):		\$66,500.00		Number of Buys: 63		
Total Amount Committed:				\$5,500.00		Force #		\$1.92		Action		\$2,606.56		Total Number of Trades: 120		
Next BUY At	Next SELL At	Date	Shares	Price	Action	Action Amount	Action Shares	Shares	Market Value	Deployed	Avg Cost	Override	Cash On Hand	Total Gain \$	Annualized %	+/- Cash
		02/26/25		\$38.74	Buy			6,571	\$254,560.54	-\$209,389.57	-\$31.87		\$275,889.57	\$463,950.11		
		02/27/25		\$35.53	Buy			6,571	\$233,467.63	-\$209,389.57	-\$31.87		\$275,889.57	\$442,857.20		
		02/28/25		\$37.15	Buy			6,571	\$244,112.65	-\$209,389.57	-\$31.87		\$275,889.57	\$453,502.22		
		03/03/25		\$34.75	Buy			6,571	\$228,342.25	-\$209,389.57	-\$31.87		\$275,889.57	\$437,731.82		
		03/04/25		\$34.37	Buy			6,571	\$225,845.27	-\$209,389.57	-\$31.87		\$275,889.57	\$435,234.84		
		03/05/25		\$35.71	Buy			6,571	\$234,650.41	-\$209,389.57	-\$31.87		\$275,889.57	\$444,039.98		
		03/06/25		\$32.75	Buy			6,571	\$215,200.25	-\$209,389.57	-\$31.87		\$275,889.57	\$424,589.82		
		03/07/25		\$33.43	Buy			6,571	\$219,668.53	-\$209,389.57	-\$31.87		\$275,889.57	\$429,058.10		
		03/10/25		\$29.66	Buy	\$48,197.50	1,625	8,196	\$243,093.36	-\$161,192.07	-\$19.67		\$227,692.07	\$404,285.43		
		03/11/25		\$29.31	Buy			8,196	\$240,224.76	-\$161,192.07	-\$19.67		\$227,692.07	\$401,416.83		
		03/12/25		\$30.31	Buy			8,196	\$248,420.76	-\$161,192.07	-\$19.67		\$227,692.07	\$409,612.83		
		03/13/25		\$28.66	Buy			8,196	\$234,897.36	-\$161,192.07	-\$19.67		\$227,692.07	\$396,089.43		
		03/14/25		\$30.69	Buy			8,196	\$251,535.24	-\$161,192.07	-\$19.67		\$227,692.07	\$412,727.31		
		03/17/25		\$31.29	Buy			8,196	\$256,452.84	-\$161,192.07	-\$19.67		\$227,692.07	\$417,644.91		
		03/18/25		\$29.71	Buy			8,196	\$243,503.16	-\$161,192.07	-\$19.67		\$227,692.07	\$404,695.23		
		03/19/25		\$30.86	Buy			8,196	\$252,928.56	-\$161,192.07	-\$19.67		\$227,692.07	\$414,120.63		
		03/20/25		\$30.55	Buy			8,196	\$250,387.80	-\$161,192.07	-\$19.67		\$227,692.07	\$411,579.87		
		03/21/25		\$30.84	Buy			8,196	\$252,764.64	-\$161,192.07	-\$19.67		\$227,692.07	\$413,956.71		
		03/24/25		\$32.79	Buy			8,196	\$268,746.84	-\$161,192.07	-\$19.67		\$227,692.07	\$429,938.91		
		03/25/25		\$33.38	Buy			8,196	\$273,582.48	-\$161,192.07	-\$19.67		\$227,692.07	\$434,774.55		
		03/26/25		\$31.52	Buy			8,196	\$258,337.92	-\$161,192.07	-\$19.67		\$227,692.07	\$419,529.99		
		03/27/25		\$30.99	Buy			8,196	\$253,994.04	-\$161,192.07	-\$19.67		\$227,692.07	\$415,186.11		
		03/28/25		\$28.52	Buy	\$29,546.72	1,036	9,232	\$263,296.64	-\$131,645.35	-\$14.26		\$198,145.35	\$394,941.99		
		03/31/25		\$28.50	Buy			9,232	\$263,112.00	-\$131,645.35	-\$14.26		\$198,145.35	\$394,757.35		
		04/01/25		\$29.16	Buy			9,232	\$269,205.12	-\$131,645.35	-\$14.26		\$198,145.35	\$400,850.47		
		04/02/25		\$29.81	Buy			9,232	\$275,205.92	-\$131,645.35	-\$14.26		\$198,145.35	\$406,851.27		
		04/03/25		\$25.02	Buy	\$47,362.86	1,893	11,125	\$278,347.50	-\$84,282.49	-\$7.58		\$150,782.49	\$362,629.99		
		04/04/25		\$20.44	Buy	\$75,014.80	3,670	14,795	\$302,409.80	-\$9,267.69	-\$0.63		\$75,767.69	\$311,677.49		
		04/07/25		\$20.52	Buy			14,795	\$303,593.40	-\$9,267.69	-\$0.63		\$75,767.69	\$312,861.09		


NDX 100 - 3x		Ticker: TQQQ		Number of Shares To Buy On: 1/2/15		1,507		Periodic Credit/Debit		\$550.00		Optional AA PLUS!		\$184.00																			
Automated Investing With Discipline.				AA AUTOMATED ALLOCATIONS		The Strategy That Adjusts. Automatically.						Initial Account (+/- Cash in/out):		\$66,500.00		Number of Buys:		63															
Total Amount Committed:				\$5,500.00		Force #		\$1.92		Action		\$2,606.56		Total Number of Trades:		120																	
Next BUY At		Next SELL At		Date		Shares		Price		Action		Amount		Action		Shares		Market Value		Deployed		Avg Cost		Override		Cash On Hand		Total Gain \$		Annualized %		+/- Cash	
				04/08/25				\$19.35	Buy					\$47,736.45	2,467	17,262	\$334,019.70	\$38,468.76	\$2.23		\$28,031.24	\$295,550.94											
				04/09/25				\$26.17	Sell							17,262	\$451,746.54	\$38,468.76	\$2.23		\$28,031.24	\$413,277.78											
				04/10/25				\$22.95	Sell							17,262	\$396,162.90	\$38,468.76	\$2.23		\$28,031.24	\$357,694.14											
				04/11/25				\$24.16	Sell							17,262	\$417,049.92	\$38,468.76	\$2.23		\$28,031.24	\$378,581.16											
				04/14/25				\$24.67	Sell							17,262	\$425,853.54	\$38,468.76	\$2.23		\$28,031.24	\$387,384.78											
				04/15/25				\$24.76	Sell							17,262	\$427,407.12	\$38,468.76	\$2.23		\$28,031.24	\$388,938.36											
				04/16/25				\$22.53	Sell							17,262	\$388,912.86	\$38,468.76	\$2.23		\$28,031.24	\$350,444.10											
				04/17/25				\$22.46	Sell							17,262	\$387,704.52	\$38,468.76	\$2.23		\$28,031.24	\$349,235.76											
				04/21/25				\$20.82	Buy							17,262	\$359,394.84	\$38,468.76	\$2.23		\$28,031.24	\$320,926.08											
				04/22/25				\$22.41	Sell							17,262	\$386,841.42	\$38,468.76	\$2.23		\$28,031.24	\$348,372.66											
				04/23/25				\$23.90	Sell							17,262	\$412,561.80	\$38,468.76	\$2.23		\$28,031.24	\$374,093.04											
				04/24/25				\$25.93	Sell							17,262	\$447,603.66	\$38,468.76	\$2.23		\$28,031.24	\$409,134.90											
				04/25/25				\$26.79	Sell							17,262	\$462,448.98	\$38,468.76	\$2.23		\$28,031.24	\$423,980.22											
				04/28/25				\$26.77	Sell							17,262	\$462,103.74	\$38,468.76	\$2.23		\$28,031.24	\$423,634.98											
				04/29/25				\$27.29	Sell							17,262	\$471,079.98	\$38,468.76	\$2.23		\$28,031.24	\$432,611.22											
				04/30/25				\$27.30	Sell							17,262	\$471,252.60	\$38,468.76	\$2.23		\$28,031.24	\$432,783.84											
				05/01/25		26		\$28.24	Buy					\$734.24	26	17,288	\$488,213.12	\$39,203.00	\$2.27		\$27,847.00	\$449,010.12										\$550.00	
				05/02/25				\$29.56	Sell					\$62,519.40	2,115	15,173	\$448,513.88	-\$23,316.40	-\$1.54		\$89,816.40	\$471,830.28										-\$550.00	
				05/05/25				\$29.05	Sell							15,173	\$440,775.65	-\$23,316.40	-\$1.54		\$89,816.40	\$464,092.05											
				05/06/25				\$28.22	Sell							15,173	\$428,182.06	-\$23,316.40	-\$1.54		\$89,816.40	\$451,498.46											
				05/07/25				\$28.55	Sell							15,173	\$433,189.15	-\$23,316.40	-\$1.54		\$89,816.40	\$456,505.55											
				05/08/25				\$29.40	Sell							15,173	\$446,086.20	-\$23,316.40	-\$1.54		\$89,816.40	\$469,402.60											
				05/09/25				\$29.33	Sell							15,173	\$445,024.09	-\$23,316.40	-\$1.54		\$89,816.40	\$468,340.49											
				05/12/25				\$32.88	Sell					\$51,851.76	1,577	13,596	\$447,036.48	-\$75,168.16	-\$5.53		\$141,668.16	\$522,204.64											
				05/13/25				\$34.39	Sell							13,596	\$467,566.44	-\$75,168.16	-\$5.53		\$141,668.16	\$542,734.60											
				05/14/25				\$34.99	Sell							13,596	\$475,724.04	-\$75,168.16	-\$5.53		\$141,668.16	\$550,892.20											
				05/15/25				\$35.10	Sell							13,596	\$477,219.60	-\$75,168.16	-\$5.53		\$141,668.16	\$552,387.76											
				05/16/25				\$35.54	Sell							13,596	\$483,201.84	-\$75,168.16	-\$5.53		\$141,668.16	\$558,370.00											
				05/19/25				\$35.63	Sell							13,596	\$484,425.48	-\$75,168.16	-\$5.53		\$141,668.16	\$559,593.64											


Rule #2  
Periodic Credit/Debit




NDX 100 - 3x		Ticker: TQQQ		Number of Shares To Buy On: 1/2/15		1,507		Periodic Credit/Debit		\$550.00		Optional AA PLUS!		\$184.00			
Automated Investing With Discipline.				 <b>AUTOMATED ALLOCATIONS</b>		The Strategy That Adjusts. Automatically.				Initial Account (+/- Cash in/out):		\$66,500.00		Number of Buys:		63	
										Highest Amount Deployed:		\$52,493.78		Number of Sells:		57	
Total Amount Committed:		\$5,500.00		Force #	\$1.92	Action	Action	Action	Action	\$2,893.44	\$1.92	Action	\$2,606.56	Total Number of Trades:		120	
Next BUY At	Next SELL At	Date	Shares	Price	Action	Amount	Shares	Shares	Market Value	Deployed	Avg Cost	Override	Cash On Hand	Total Gain \$	Annualized %	+/- Cash	
		07/02/25		\$41.15	Sell			11,005	\$452,855.75	-\$174,805.95	-\$15.88		\$241,305.95	\$627,661.70			
		07/03/25		\$42.30	Sell			11,005	\$465,511.50	-\$174,805.95	-\$15.88		\$241,305.95	\$640,317.45			
		07/07/25		\$41.36	Sell			11,005	\$455,166.80	-\$174,805.95	-\$15.88		\$241,305.95	\$629,972.75			
		07/08/25		\$41.41	Sell			11,005	\$455,717.05	-\$174,805.95	-\$15.88		\$241,305.95	\$630,523.00			
		07/09/25		\$42.27	Sell			11,005	\$465,181.35	-\$174,805.95	-\$15.88		\$241,305.95	\$639,987.30			
		07/10/25		\$42.07	Sell			11,005	\$462,980.35	-\$174,805.95	-\$15.88		\$241,305.95	\$637,786.30			
		07/11/25		\$41.76	Sell			11,005	\$459,568.80	-\$174,805.95	-\$15.88		\$241,305.95	\$634,374.75			
		07/14/25		\$42.20	Sell			11,005	\$464,411.00	-\$174,805.95	-\$15.88		\$241,305.95	\$639,216.95			
		07/15/25		\$42.31	Sell			11,005	\$465,621.55	-\$174,805.95	-\$15.88		\$241,305.95	\$640,427.50			
		07/16/25		\$42.43	Sell			11,005	\$466,942.15	-\$174,805.95	-\$15.88		\$241,305.95	\$641,748.10			
		07/17/25		\$43.42	Sell			11,005	\$477,837.10	-\$174,805.95	-\$15.88		\$241,305.95	\$652,643.05			
		07/18/25		\$43.27	Sell			11,005	\$476,186.35	-\$174,805.95	-\$15.88		\$241,305.95	\$650,992.30			
		07/21/25		\$43.93	Sell			11,005	\$483,449.65	-\$174,805.95	-\$15.88		\$241,305.95	\$658,255.60			
		07/22/25		\$43.24	Sell			11,005	\$475,856.20	-\$174,805.95	-\$15.88		\$241,305.95	\$650,662.15			
		07/23/25		\$43.81	Sell			11,005	\$482,129.05	-\$174,805.95	-\$15.88		\$241,305.95	\$656,935.00			
		07/24/25		\$44.10	Sell			11,005	\$485,320.50	-\$174,805.95	-\$15.88		\$241,305.95	\$660,126.45			
		07/25/25		\$44.35	Sell			11,005	\$488,071.75	-\$174,805.95	-\$15.88		\$241,305.95	\$662,877.70			
		07/28/25		\$44.78	Sell	\$46,481.64	1,038	9,967	\$446,322.26	-\$221,287.59	-\$22.20		\$287,787.59	\$667,609.85			
		07/29/25		\$44.58	Sell			9,967	\$444,328.86	-\$221,287.59	-\$22.20		\$287,787.59	\$665,616.45			
		07/30/25		\$44.73	Sell			9,967	\$445,823.91	-\$221,287.59	-\$22.20		\$287,787.59	\$667,111.50			
		07/31/25		\$43.99	Sell			9,967	\$438,448.33	-\$221,287.59	-\$22.20		\$287,787.59	\$659,735.92			
		08/01/25		\$41.36	Sell			9,967	\$412,235.12	-\$221,287.59	-\$22.20		\$287,787.59	\$633,522.71			
		08/04/25		\$43.62	Sell			9,967	\$434,760.54	-\$221,287.59	-\$22.20		\$287,787.59	\$656,048.13			
		08/05/25		\$42.71	Sell			9,967	\$425,690.57	-\$221,287.59	-\$22.20		\$287,787.59	\$646,978.16			
		08/06/25		\$44.31	Sell			9,967	\$441,637.77	-\$221,287.59	-\$22.20		\$287,787.59	\$662,925.36			
		08/07/25		\$44.76	Sell			9,967	\$446,122.92	-\$221,287.59	-\$22.20		\$287,787.59	\$667,410.51			
		08/08/25		\$45.97	Sell			9,967	\$458,182.99	-\$221,287.59	-\$22.20		\$287,787.59	\$679,470.58			
		08/11/25		\$45.56	Sell			9,967	\$454,096.52	-\$221,287.59	-\$22.20		\$287,787.59	\$675,384.11			
		08/12/25		\$47.24	Sell			9,967	\$470,841.08	-\$221,287.59	-\$22.20		\$287,787.59	\$692,128.67			



NDX 100 - 3x		Ticker: TQQQ		Number of Shares To Buy On: 1/2/15		1,507		Periodic Credit/Debit		\$550.00		Optional AA PLUS!		\$184.00		
Automated Investing With Discipline.				 <b>AUTOMATED ALLOCATIONS</b>		The Strategy That Adjusts. Automatically.				Initial Account (+/- Cash in/out):		\$66,500.00		Number of Buys: 63		
										Highest Amount Deployed:		\$52,493.78		Number of Sells: 57		
Total Amount Committed:		\$5,500.00		Force #	\$1.92	Action	Action	Action	Action	\$2,893.44	\$1.92	Action	\$2,606.56	Total Number of Trades: 120		
Next BUY At	Next SELL At	Date	Shares	Price	Action	Amount	Shares	Shares	Market Value	Deployed	Avg Cost	Override	Cash On Hand	Total Gain \$	Annualized %	+/- Cash
		09/24/25		\$50.63	Sell			9,035	\$457,442.05	-\$267,515.29	-\$29.61		\$334,015.29	\$724,957.34		
		09/25/25		\$49.95	Sell			9,035	\$451,298.25	-\$267,515.29	-\$29.61		\$334,015.29	\$718,813.54		
		09/26/25		\$50.55	Sell			9,035	\$456,719.25	-\$267,515.29	-\$29.61		\$334,015.29	\$724,234.54		
		09/29/25		\$51.22	Sell			9,035	\$462,772.70	-\$267,515.29	-\$29.61		\$334,015.29	\$730,287.99		
		09/30/25		\$51.62	Sell			9,035	\$466,386.70	-\$267,515.29	-\$29.61		\$334,015.29	\$733,901.99		
		10/01/25		\$52.35	Sell			9,035	\$472,982.25	-\$267,515.29	-\$29.61		\$334,015.29	\$740,497.54		
		10/02/25		\$52.99	Sell			9,035	\$478,764.65	-\$267,515.29	-\$29.61		\$334,015.29	\$746,279.94		
		10/03/25		\$52.27	Sell			9,035	\$472,259.45	-\$267,515.29	-\$29.61		\$334,015.29	\$739,774.74		
		10/06/25		\$53.44	Sell			9,035	\$482,830.40	-\$267,515.29	-\$29.61		\$334,015.29	\$750,345.69		
		10/07/25		\$52.57	Sell			9,035	\$474,969.95	-\$267,515.29	-\$29.61		\$334,015.29	\$742,485.24		
		10/08/25		\$54.36	Sell			9,035	\$491,142.60	-\$267,515.29	-\$29.61		\$334,015.29	\$758,657.89		
		10/09/25		\$54.14	Sell			9,035	\$489,154.90	-\$267,515.29	-\$29.61		\$334,015.29	\$756,670.19		
		10/10/25		\$48.46	Sell			9,035	\$437,836.10	-\$267,515.29	-\$29.61		\$334,015.29	\$705,351.39		
		10/13/25		\$51.54	Sell			9,035	\$465,663.90	-\$267,515.29	-\$29.61		\$334,015.29	\$733,179.19		
		10/14/25		\$50.49	Sell			9,035	\$456,177.15	-\$267,515.29	-\$29.61		\$334,015.29	\$723,692.44		
		10/15/25		\$51.52	Sell			9,035	\$465,483.20	-\$267,515.29	-\$29.61		\$334,015.29	\$732,998.49		
		10/16/25		\$50.95	Sell			9,035	\$460,333.25	-\$267,515.29	-\$29.61		\$334,015.29	\$727,848.54		
		10/17/25		\$51.91	Sell			9,035	\$469,006.85	-\$267,515.29	-\$29.61		\$334,015.29	\$736,522.14		
		10/20/25		\$53.86	Sell			9,035	\$486,625.10	-\$267,515.29	-\$29.61		\$334,015.29	\$754,140.39		
		10/21/25		\$53.80	Sell			9,035	\$486,083.00	-\$267,515.29	-\$29.61		\$334,015.29	\$753,598.29		
		10/22/25		\$52.22	Sell			9,035	\$471,807.70	-\$267,515.29	-\$29.61		\$334,015.29	\$739,322.99		
		10/23/25		\$53.53	Sell			9,035	\$483,643.55	-\$267,515.29	-\$29.61		\$334,015.29	\$751,158.84		
		10/24/25		\$55.19	Sell	\$50,940.37	923	8,112	\$447,701.28	-\$318,455.66	-\$39.26		\$384,955.66	\$766,156.94		
		10/27/25		\$58.13	Sell			8,112	\$471,550.56	-\$318,455.66	-\$39.26		\$384,955.66	\$790,006.22		
		10/28/25		\$59.45	Sell			8,112	\$482,258.40	-\$318,455.66	-\$39.26		\$384,955.66	\$800,714.06		
		10/29/25		\$60.21	Sell			8,112	\$488,423.52	-\$318,455.66	-\$39.26		\$384,955.66	\$806,879.18		
		10/30/25		\$57.46	Sell			8,112	\$466,115.52	-\$318,455.66	-\$39.26		\$384,955.66	\$784,571.18		
		10/31/25		\$58.27	Sell			8,112	\$472,686.24	-\$318,455.66	-\$39.26		\$384,955.66	\$791,141.90		
		11/03/25		\$59.07	Sell			8,112	\$479,175.84	-\$318,455.66	-\$39.26		\$384,955.66	\$797,631.50		

NDX 100 - 3x		Ticker: TQQQ		Number of Shares To Buy On: 1/2/15		1,507		Periodic Credit/Debit		\$550.00		Optional AA PLUS!		\$184.00									
Automated Investing With Discipline.				 AUTOMATED ALLOCATIONS		The Strategy That Adjusts. Automatically.				Initial Account (+/- Cash in/out):		\$66,500.00		Number of Buys: 63									
Total Amount Committed:				\$5,500.00		Force #		\$1.92		Action		\$2,606.56		Total Number of Trades: 120									
Next BUY At		Next SELL At		Date		Shares		Market Value		Deployed		Avg Cost		Override		Cash On Hand		Total Gain \$		Annualized %		+/- Cash	
				11/04/25		\$55.45	Sell			8,112	\$449,810.40	-\$318,455.66	-\$39.26			\$384,955.66	\$768,266.06						
				11/05/25		\$56.53	Sell			8,112	\$458,571.36	-\$318,455.66	-\$39.26			\$384,955.66	\$777,027.02						
				11/06/25		\$53.36	Sell			8,112	\$432,856.32	-\$318,455.66	-\$39.26			\$384,955.66	\$751,311.98						
				11/07/25		\$52.81	Sell			8,112	\$428,394.72	-\$318,455.66	-\$39.26			\$384,955.66	\$746,850.38						
				11/10/25		\$56.27	Sell			8,112	\$456,462.24	-\$318,455.66	-\$39.26			\$384,955.66	\$774,917.90						
				11/11/25		\$55.80	Sell			8,112	\$452,649.60	-\$318,455.66	-\$39.26			\$384,955.66	\$771,105.26						
				11/12/25		\$55.69	Sell			8,112	\$451,757.28	-\$318,455.66	-\$39.26			\$384,955.66	\$770,212.94						
				11/13/25		\$52.25	Sell			8,112	\$423,852.00	-\$318,455.66	-\$39.26			\$384,955.66	\$742,307.66						
				11/14/25		\$52.29	Sell			8,112	\$424,176.48	-\$318,455.66	-\$39.26			\$384,955.66	\$742,632.14						
				11/17/25		\$50.95	Sell			8,112	\$413,306.40	-\$318,455.66	-\$39.26			\$384,955.66	\$731,762.06						
				11/18/25		\$49.10	Sell			8,112	\$398,299.20	-\$318,455.66	-\$39.26			\$384,955.66	\$716,754.86						
				11/19/25		\$49.95	Sell			8,112	\$405,194.40	-\$318,455.66	-\$39.26			\$384,955.66	\$723,650.06						
				11/20/25		\$46.38	Buy			8,112	\$376,234.56	-\$318,455.66	-\$39.26			\$384,955.66	\$694,690.22						
				11/21/25		\$47.41	Buy			8,112	\$384,589.92	-\$318,455.66	-\$39.26			\$384,955.66	\$703,045.58						
				11/24/25		\$51.00	Sell			8,112	\$413,712.00	-\$318,455.66	-\$39.26			\$384,955.66	\$732,167.66						
				11/25/25		\$51.93	Sell			8,112	\$421,256.16	-\$318,455.66	-\$39.26			\$384,955.66	\$739,711.82						
				11/26/25		\$53.29	Sell			8,112	\$432,288.48	-\$318,455.66	-\$39.26			\$384,955.66	\$750,744.14						
				11/28/25		\$54.46	Sell			8,112	\$441,779.52	-\$318,455.66	-\$39.26			\$384,955.66	\$760,235.18						
				12/01/25		\$53.97	Sell			8,112	\$437,804.64	-\$318,455.66	-\$39.26			\$384,955.66	\$756,260.30						
				12/02/25		\$55.21	Sell			8,112	\$447,863.52	-\$318,455.66	-\$39.26			\$384,955.66	\$766,319.18						
				12/03/25		\$55.60	Sell			8,112	\$451,027.20	-\$318,455.66	-\$39.26			\$384,955.66	\$769,482.86						
				12/04/25		\$55.42	Sell			8,112	\$449,567.04	-\$318,455.66	-\$39.26			\$384,955.66	\$768,022.70						
				12/05/25		\$56.06	Sell			8,112	\$454,758.72	-\$318,455.66	-\$39.26			\$384,955.66	\$773,214.38						
				12/08/25		\$55.71	Sell			8,112	\$451,919.52	-\$318,455.66	-\$39.26			\$384,955.66	\$770,375.18						
				12/09/25		\$55.92	Sell			8,112	\$453,623.04	-\$318,455.66	-\$39.26			\$384,955.66	\$772,078.70						
				12/10/25		\$56.56	Sell			8,112	\$458,814.72	-\$318,455.66	-\$39.26			\$384,955.66	\$777,270.38						
				12/11/25		\$56.02	Sell			8,112	\$454,434.24	-\$318,455.66	-\$39.26			\$384,955.66	\$772,889.90						
				12/12/25		\$52.74	Sell			8,112	\$427,826.88	-\$318,455.66	-\$39.26			\$384,955.66	\$746,282.54						
				12/15/25		\$51.94	Sell			8,112	\$421,337.28	-\$318,455.66	-\$39.26			\$384,955.66	\$739,792.94						

NDX 100 - 3x		Ticker: TQQQ		Number of Shares To Buy On: 1/2/15		1,507		Periodic Credit/Debit		\$550.00		Optional AA PLUS!		\$184.00			
Automated Investing With Discipline.						The Strategy That Adjusts. Automatically.				Initial Account (+/- Cash in/out):		\$66,500.00		Number of Buys:		63	
										Highest Amount Deployed:		\$52,493.78		Number of Sells:		57	
Total Amount Committed:		\$5,500.00		Force #	\$1.92	Action	Action	Action	Shares	Market Value	\$2,893.44	\$1.92	Action	\$2,606.56	Total Number of Trades: 120		
Next BUY At	Next SELL At	Date	Shares	Price	Action	Amount	Shares	Shares	Market Value	Deployed	Avg Cost	Override	Cash On Hand	Total Gain \$	Annualized %	+/- Cash	
		12/16/25		\$52.25	Sell			8,112	\$423,852.00	-\$318,455.66	-\$39.26		\$384,955.66	\$742,307.66			
		12/17/25		\$49.32	Sell			8,112	\$400,083.84	-\$318,455.66	-\$39.26		\$384,955.66	\$718,539.50			
		12/18/25		\$51.43	Sell			8,112	\$417,200.16	-\$318,455.66	-\$39.26		\$384,955.66	\$735,655.82			
		12/19/25		\$53.44	Sell			8,112	\$433,505.28	-\$318,455.66	-\$39.26		\$384,955.66	\$751,960.94			
		12/22/25		\$54.17	Sell			8,112	\$439,427.04	-\$318,455.66	-\$39.26		\$384,955.66	\$757,882.70			
		12/23/25		\$54.92	Sell			8,112	\$445,511.04	-\$318,455.66	-\$39.26		\$384,955.66	\$763,966.70			
		12/24/25		\$55.36	Sell			8,112	\$449,080.32	-\$318,455.66	-\$39.26		\$384,955.66	\$767,535.98			
		12/26/25		\$55.31	Sell			8,112	\$448,674.72	-\$318,455.66	-\$39.26		\$384,955.66	\$767,130.38			
		12/29/25		\$54.49	Sell			8,112	\$442,022.88	-\$318,455.66	-\$39.26		\$384,955.66	\$760,478.54			
		12/30/25		\$54.10	Sell			8,112	\$438,859.20	-\$318,455.66	-\$39.26		\$384,955.66	\$757,314.86			
		12/31/25		\$52.72	Sell			8,112	\$427,664.64	-\$318,455.66	-\$39.26		\$384,955.66	\$746,120.30			
992 @	\$39.11	765 @	\$60.85												40.63%		
UPRO - 01/02/2015 to 12/31/2025 11 Years \$5,500 Initial Investment Added ROTH IRA Maximum Allowed Annually Current Market Value of Shares = \$427,664 Current Total of Cash on Hand = \$384,955 Automated Allocations Turned \$66,500 Into \$812,619 Total Cash Gain = \$746,120 Annualized Rate of Return = 40.63%																	