





S&P 500 - 3x		Ticker: UPRO	Number of Shares To Buy On: 1/3/22		21	Periodic Credit/Debit			\$300.00	Optional AA PLUS!		\$100.00			
Automated Investing With Discipline.		 AUTOMATED ALLOCATIONS		The Strategy That Adjusts. Automatically.		Initial Account (+/- Cash in/out):			\$3,000.00	Number of Buys:			14		
Total Amount Committed:		\$3,000.00	Force #	\$75.08	Action	Action	Action	Action	\$2,988.83	Number of Sells:			9		
Next BUY At	Next SELL At	Date	Shares	Price	Action	Amount	Shares	Market Value	Deployed	Avg Cost	Override	Cash On Hand	Total Gain \$	Annualized %	+/- Cash
		12/31/25		\$115.76	Sell		40	\$4,630.40	\$1,618.84	\$40.47		\$1,381.16	\$3,011.56		
5 @	\$83.22	4 @	\$129.46											19.00%	

S&P 500 - 3x		Ticker: UPRO	Number of Shares To Buy On: 1/3/22		21	Periodic Credit/Debit			\$300.00	Optional AA PLUS!		\$100.00			
Automated Investing With Discipline.		 AUTOMATED ALLOCATIONS		The Strategy That Adjusts. Automatically.		Initial Account (+/- Cash in/out):			\$3,600.00	Number of Buys:			19		
Total Amount Committed:		\$3,000.00	Force #	\$75.08	Action	Action	Action	Action	\$3,586.09	Number of Sells:			9		
Next BUY At	Next SELL At	Date	Shares	Price	Action	Amount	Shares	Market Value	Deployed	Avg Cost	Override	Cash On Hand	Total Gain \$	Annualized %	+/- Cash
		12/31/25		\$115.76	Sell		51	\$5,903.76	\$1,883.18	\$36.93		\$1,716.82	\$4,020.58		
6 @	\$77.57	5 @	\$120.68											22.06%	

S&P 500 - 3x		Ticker: UPRO	Number of Shares To Buy On: 1/3/22		21	Periodic Credit/Debit			\$300.00	Optional AA PLUS!		\$100.00			
Automated Investing With Discipline.		 AUTOMATED ALLOCATIONS		The Strategy That Adjusts. Automatically.		Initial Account (+/- Cash in/out):			\$12,000.00	Number of Buys:			17		
Total Amount Committed:		\$3,000.00	Force #	\$75.08	Action	Action	Action	Action	\$11,976.19	Number of Sells:			12		
Next BUY At	Next SELL At	Date	Shares	Price	Action	Amount	Shares	Market Value	Deployed	Avg Cost	Override	Cash On Hand	Total Gain \$	Annualized %	+/- Cash
		12/31/25		\$115.76	Sell		156	\$18,058.56	\$2,418.33	\$15.50		\$9,581.67	\$15,640.23		
19 @	\$84.68	15 @	\$131.73											36.41%	

S&P 500 - 3x		Ticker: UPRO	Number of Shares To Buy On: 1/3/22		42	Periodic Credit/Debit			\$600.00	Optional AA PLUS!		\$200.00			
Automated Investing With Discipline.		 AUTOMATED ALLOCATIONS		The Strategy That Adjusts. Automatically.		Initial Account (+/- Cash in/out):			\$26,500.00	Number of Buys:			17		
Total Amount Committed:		\$6,000.00	Force #	\$75.08	Action	Action	Action	Action	\$26,452.94	Number of Sells:			11		
Next BUY At	Next SELL At	Date	Shares	Price	Action	Amount	Shares	Market Value	Deployed	Avg Cost	Override	Cash On Hand	Total Gain \$	Annualized %	+/- Cash
		12/31/25		\$115.76	Sell		367	\$42,483.92	\$9,141.99	\$24.91		\$17,358.01	\$33,341.93		
45 @	\$79.16	35 @	\$123.15											36.47%	
			ROTH IRA Maximum Contributions by Year												
			2022 - \$6,000												
			2023 - \$6,500												
			2024 - \$7,000												
			2025 - \$7,000												