


S&P 500 - 3x		Ticker: UPRO		Number of Shares To Buy On: 1/2/15		276		Periodic Credit/Debit		\$550.00		Optional AA PLUS!		\$184.00			
Automated Investing With Discipline.				AA AUTOMATED ALLOCATIONS		The Strategy That Adjusts. Automatically.				Initial Account (+/- Cash in/out):		\$66,500.00		Number of Buys: 50			
Total Amount Committed: \$5,500.00				Force #		\$10.46		Action		Action		Shares		Market Value			
Next BUY At		Next SELL At		Date		Shares		Price		Action		Amount		Shares		Market Value	
				01/02/15		\$10.46	NEW					276	\$2,886.96	\$2,886.96	\$10.46		
				01/05/15		\$9.90	Buy					276	\$2,732.40	\$2,886.96	\$10.46		\$2,613.04
				01/06/15		\$9.63	Buy					276	\$2,657.88	\$2,886.96	\$10.46		\$2,613.04
				01/07/15		\$9.98	Buy					276	\$2,754.48	\$2,886.96	\$10.46		\$2,613.04
				01/08/15		\$10.51	Sell					276	\$2,900.76	\$2,886.96	\$10.46		\$2,613.04
				01/09/15		\$10.25	Buy					276	\$2,829.00	\$2,886.96	\$10.46		\$2,613.04
				01/12/15		\$10.00	Buy					276	\$2,760.00	\$2,886.96	\$10.46		\$2,613.04
				01/13/15		\$9.92	Buy					276	\$2,737.92	\$2,886.96	\$10.46		\$2,613.04
				01/14/15		\$9.75	Buy					276	\$2,691.00	\$2,886.96	\$10.46		\$2,613.04
				01/15/15		\$9.48	Buy					276	\$2,616.48	\$2,886.96	\$10.46		\$2,613.04
				01/16/15		\$9.84	Buy					276	\$2,715.84	\$2,886.96	\$10.46		\$2,613.04
				01/20/15		\$9.91	Buy					276	\$2,735.16	\$2,886.96	\$10.46		\$2,613.04
				01/21/15		\$10.06	Buy					276	\$2,776.56	\$2,886.96	\$10.46		\$2,613.04
				01/22/15		\$10.51	Sell					276	\$2,900.76	\$2,886.96	\$10.46		\$2,613.04
				01/23/15		\$10.33	Buy					276	\$2,851.08	\$2,886.96	\$10.46		\$2,613.04
				01/26/15		\$10.42	Buy					276	\$2,875.92	\$2,886.96	\$10.46		\$2,613.04
				01/27/15		\$10.00	Buy					276	\$2,760.00	\$2,886.96	\$10.46		\$2,613.04
				01/28/15		\$9.59	Buy					276	\$2,646.84	\$2,886.96	\$10.46		\$2,613.04
				01/29/15		\$9.88	Buy					276	\$2,726.88	\$2,886.96	\$10.46		\$2,613.04
				01/30/15		\$9.49	Buy					276	\$2,619.24	\$2,886.96	\$10.46		\$2,613.04
				02/02/15		\$9.84	Buy					276	\$2,715.84	\$2,886.96	\$10.46		\$2,613.04
				02/03/15		\$10.27	Buy					276	\$2,834.52	\$2,886.96	\$10.46		\$2,613.04
				02/04/15		\$10.16	Buy					276	\$2,804.16	\$2,886.96	\$10.46		\$2,613.04
				02/05/15		\$10.47	Sell					276	\$2,889.72	\$2,886.96	\$10.46		\$2,613.04
				02/06/15		\$10.38	Buy					276	\$2,864.88	\$2,886.96	\$10.46		\$2,613.04
				02/09/15		\$10.24	Buy					276	\$2,826.24	\$2,886.96	\$10.46		\$2,613.04
				02/10/15		\$10.57	Sell					276	\$2,917.32	\$2,886.96	\$10.46		\$2,613.04
				02/11/15		\$10.59	Sell					276	\$2,922.84	\$2,886.96	\$10.46		\$2,613.04
				02/12/15		\$10.89	Sell					276	\$3,005.64	\$2,886.96	\$10.46		\$2,613.04

S&P 500 - 3x		Ticker: UPRO		Number of Shares To Buy On: 1/2/15		276		Periodic Credit/Debit		\$550.00		Optional AA PLUS!		\$184.00		
Automated Investing With Discipline.				AA AUTOMATED ALLOCATIONS		The Strategy That Adjusts. Automatically.				Initial Account (+/- Cash in/out):		\$66,500.00		Number of Buys: 50		
Total Amount Committed:				\$5,500.00		Force #		\$10.46		Action		\$2,613.04		Total Number of Trades: 88		
Next BUY At	Next SELL At	Date	Shares	Price	Action	Action Amount	Action Shares	Shares	Market Value	Deployed	Avg Cost	Override	Cash On Hand	Total Gain \$	Annualized %	+/- Cash
		03/27/15		\$10.46	Buy			276	\$2,886.96	\$2,886.96	\$10.46		\$2,613.04			
		03/30/15		\$10.85	Sell			276	\$2,994.60	\$2,886.96	\$10.46		\$2,613.04	\$107.64		
		03/31/15		\$10.57	Sell			276	\$2,917.32	\$2,886.96	\$10.46		\$2,613.04	\$30.36		
		04/01/15		\$10.45	Buy			276	\$2,884.20	\$2,886.96	\$10.46		\$2,613.04	-\$2.76		
		04/02/15		\$10.55	Sell			276	\$2,911.80	\$2,886.96	\$10.46		\$2,613.04	\$24.84		
		04/06/15		\$10.77	Sell			276	\$2,972.52	\$2,886.96	\$10.46		\$2,613.04	\$85.56		
		04/07/15		\$10.68	Sell			276	\$2,947.68	\$2,886.96	\$10.46		\$2,613.04	\$60.72		
		04/08/15		\$10.80	Sell			276	\$2,980.80	\$2,886.96	\$10.46		\$2,613.04	\$93.84		
		04/09/15		\$10.94	Sell			276	\$3,019.44	\$2,886.96	\$10.46		\$2,613.04	\$132.48		
		04/10/15		\$11.11	Sell			276	\$3,066.36	\$2,886.96	\$10.46		\$2,613.04	\$179.40		
		04/13/15		\$10.97	Sell			276	\$3,027.72	\$2,886.96	\$10.46		\$2,613.04	\$140.76		
		04/14/15		\$11.03	Sell			276	\$3,044.28	\$2,886.96	\$10.46		\$2,613.04	\$157.32		
		04/15/15		\$11.17	Sell			276	\$3,082.92	\$2,886.96	\$10.46		\$2,613.04	\$195.96		
		04/16/15		\$11.16	Sell			276	\$3,080.16	\$2,886.96	\$10.46		\$2,613.04	\$193.20		
		04/17/15		\$10.78	Sell			276	\$2,975.28	\$2,886.96	\$10.46		\$2,613.04	\$88.32		
		04/20/15		\$11.07	Sell			276	\$3,055.32	\$2,886.96	\$10.46		\$2,613.04	\$168.36		
		04/21/15		\$11.03	Sell			276	\$3,044.28	\$2,886.96	\$10.46		\$2,613.04	\$157.32		
		04/22/15		\$11.19	Sell			276	\$3,088.44	\$2,886.96	\$10.46		\$2,613.04	\$201.48		
		04/23/15		\$11.28	Sell			276	\$3,113.28	\$2,886.96	\$10.46		\$2,613.04	\$226.32		
		04/24/15		\$11.36	Sell			276	\$3,135.36	\$2,886.96	\$10.46		\$2,613.04	\$248.40		
		04/27/15		\$11.21	Sell			276	\$3,093.96	\$2,886.96	\$10.46		\$2,613.04	\$207.00		
		04/28/15		\$11.31	Sell			276	\$3,121.56	\$2,886.96	\$10.46		\$2,613.04	\$234.60		
		04/29/15		\$11.17	Sell			276	\$3,082.92	\$2,886.96	\$10.46		\$2,613.04	\$195.96		
		04/30/15		\$10.84	Sell			276	\$2,991.84	\$2,886.96	\$10.46		\$2,613.04	\$104.88		
		05/01/15	66	\$11.19	Buy	\$738.54	66	342	\$3,826.98	\$3,625.50	\$10.60		\$2,424.50	\$201.48		\$550.00
		05/04/15		\$11.29	Sell			342	\$3,861.18	\$3,625.50	\$10.60		\$1,874.50	\$235.68		-\$550.00
		05/05/15		\$10.89	Sell			342	\$3,724.38	\$3,625.50	\$10.60		\$1,874.50	\$98.88		
		05/06/15		\$10.76	Sell			342	\$3,679.92	\$3,625.50	\$10.60		\$1,874.50	\$54.42		
		05/07/15		\$10.89	Sell			342	\$3,724.38	\$3,625.50	\$10.60		\$1,874.50	\$98.88		

Rule #2
Periodic Credit/Debit

S&P 500 - 3x		Ticker: UPRO		Number of Shares To Buy On: 1/2/15		276		Periodic Credit/Debit		\$550.00		Optional AA PLUS!		\$184.00																	
Automated Investing With Discipline.				AA AUTOMATED ALLOCATIONS		The Strategy That Adjusts. Automatically.				Initial Account (+/- Cash in/out):		\$66,500.00		Number of Buys: 50																	
Total Amount Committed:				\$5,500.00		Force #		\$10.46		Action		\$2,613.04		Total Number of Trades: 88																	
Next BUY At		Next SELL At		Date		Shares		Price		Action		Amount		Shares		Market Value		Deployed		Avg Cost		Override		Cash On Hand		Total Gain \$		Annualized %		+/- Cash	
				05/08/15				\$11.32	Sell							342	\$3,871.44	\$3,625.50	\$10.60					\$1,874.50	\$245.94						
				05/11/15				\$11.16	Sell							342	\$3,816.72	\$3,625.50	\$10.60					\$1,874.50	\$191.22						
				05/12/15				\$11.05	Sell							342	\$3,779.10	\$3,625.50	\$10.60					\$1,874.50	\$153.60						
				05/13/15				\$11.07	Sell							342	\$3,785.94	\$3,625.50	\$10.60					\$1,874.50	\$160.44						
				05/14/15				\$11.41	Sell							342	\$3,902.22	\$3,625.50	\$10.60					\$1,874.50	\$276.72						
				05/15/15				\$11.45	Sell							342	\$3,915.90	\$3,625.50	\$10.60					\$1,874.50	\$290.40						
				05/18/15				\$11.55	Sell							342	\$3,950.10	\$3,625.50	\$10.60					\$1,874.50	\$324.60						
				05/19/15				\$11.54	Sell							342	\$3,946.68	\$3,625.50	\$10.60					\$1,874.50	\$321.18						
				05/20/15				\$11.52	Sell							342	\$3,939.84	\$3,625.50	\$10.60					\$1,874.50	\$314.34						
				05/21/15				\$11.61	Sell							342	\$3,970.62	\$3,625.50	\$10.60					\$1,874.50	\$345.12						
				05/22/15				\$11.53	Sell							342	\$3,943.26	\$3,625.50	\$10.60					\$1,874.50	\$317.76						
				05/26/15				\$11.17	Sell							342	\$3,820.14	\$3,625.50	\$10.60					\$1,874.50	\$194.64						
				05/27/15				\$11.47	Sell							342	\$3,922.74	\$3,625.50	\$10.60					\$1,874.50	\$297.24						
				05/28/15				\$11.44	Sell							342	\$3,912.48	\$3,625.50	\$10.60					\$1,874.50	\$286.98						
				05/29/15				\$11.21	Sell							342	\$3,833.82	\$3,625.50	\$10.60					\$1,874.50	\$208.32						
				06/01/15				\$11.28	Sell							342	\$3,857.76	\$3,625.50	\$10.60					\$1,874.50	\$232.26						
				06/02/15				\$11.25	Sell							342	\$3,847.50	\$3,625.50	\$10.60					\$1,874.50	\$222.00						
				06/03/15				\$11.34	Sell							342	\$3,878.28	\$3,625.50	\$10.60					\$1,874.50	\$252.78						
				06/04/15				\$11.08	Sell							342	\$3,789.36	\$3,625.50	\$10.60					\$1,874.50	\$163.86						
				06/05/15				\$11.01	Sell							342	\$3,765.42	\$3,625.50	\$10.60					\$1,874.50	\$139.92						
				06/08/15				\$10.80	Sell							342	\$3,693.60	\$3,625.50	\$10.60					\$1,874.50	\$68.10						
				06/09/15				\$10.78	Sell							342	\$3,686.76	\$3,625.50	\$10.60					\$1,874.50	\$61.26						
				06/10/15				\$11.18	Sell							342	\$3,823.56	\$3,625.50	\$10.60					\$1,874.50	\$198.06						
				06/11/15				\$11.28	Sell							342	\$3,857.76	\$3,625.50	\$10.60					\$1,874.50	\$232.26						
				06/12/15				\$11.01	Sell							342	\$3,765.42	\$3,625.50	\$10.60					\$1,874.50	\$139.92						
				06/15/15				\$10.87	Sell							342	\$3,717.54	\$3,625.50	\$10.60					\$1,874.50	\$92.04						
				06/16/15				\$11.06	Sell							342	\$3,782.52	\$3,625.50	\$10.60					\$1,874.50	\$157.02						
				06/17/15				\$11.11	Sell							342	\$3,799.62	\$3,625.50	\$10.60					\$1,874.50	\$174.12						
				06/18/15				\$11.44	Sell							342	\$3,912.48	\$3,625.50	\$10.60					\$1,874.50	\$286.98						

S&P 500 - 3x		Ticker: UPRO		Number of Shares To Buy On: 1/2/15		276		Periodic Credit/Debit		\$550.00		Optional AA PLUS!		\$184.00		
Automated Investing With Discipline.						The Strategy That Adjusts. Automatically.				Initial Account (+/- Cash in/out):		\$66,500.00		Number of Buys: 50		
										Highest Amount Deployed:		\$52,487.64		Number of Sells: 38		
Total Amount Committed:		\$5,500.00		Force #	\$10.46	Action	Action	Action	Action	\$2,886.96	\$10.46	Action	\$2,613.04	Total Number of Trades: 88		
Next BUY At	Next SELL At	Date	Shares	Price	Action	Amount	Shares	Shares	Market Value	Deployed	Avg Cost	Override	Cash On Hand	Total Gain \$	Annualized %	+/- Cash
		06/19/15		\$11.24	Sell			342	\$3,844.08	\$3,625.50	\$10.60		\$1,874.50	\$218.58		
		06/22/15		\$11.47	Sell			342	\$3,922.74	\$3,625.50	\$10.60		\$1,874.50	\$297.24		
		06/23/15		\$11.50	Sell			342	\$3,933.00	\$3,625.50	\$10.60		\$1,874.50	\$307.50		
		06/24/15		\$11.25	Sell			342	\$3,847.50	\$3,625.50	\$10.60		\$1,874.50	\$222.00		
		06/25/15		\$11.14	Sell			342	\$3,809.88	\$3,625.50	\$10.60		\$1,874.50	\$184.38		
		06/26/15		\$11.14	Sell			342	\$3,809.88	\$3,625.50	\$10.60		\$1,874.50	\$184.38		
		06/29/15		\$10.44	Sell			342	\$3,570.48	\$3,625.50	\$10.60		\$1,874.50	-\$55.02		
		06/30/15		\$10.52	Sell			342	\$3,597.84	\$3,625.50	\$10.60		\$1,874.50	-\$27.66		
		07/01/15		\$10.75	Sell			342	\$3,676.50	\$3,625.50	\$10.60		\$1,874.50	\$51.00		
		07/02/15		\$10.72	Sell			342	\$3,666.24	\$3,625.50	\$10.60		\$1,874.50	\$40.74		
		07/06/15		\$10.63	Sell			342	\$3,635.46	\$3,625.50	\$10.60		\$1,874.50	\$9.96		
		07/07/15		\$10.82	Sell			342	\$3,700.44	\$3,625.50	\$10.60		\$1,874.50	\$74.94		
		07/08/15		\$10.28	Buy			342	\$3,515.76	\$3,625.50	\$10.60		\$1,874.50	-\$109.74		
		07/09/15		\$10.33	Sell			342	\$3,532.86	\$3,625.50	\$10.60		\$1,874.50	-\$92.64		
		07/10/15		\$10.73	Sell			342	\$3,669.66	\$3,625.50	\$10.60		\$1,874.50	\$44.16		
		07/13/15		\$11.08	Sell			342	\$3,789.36	\$3,625.50	\$10.60		\$1,874.50	\$163.86		
		07/14/15		\$11.23	Sell			342	\$3,840.66	\$3,625.50	\$10.60		\$1,874.50	\$215.16		
		07/15/15		\$11.21	Sell			342	\$3,833.82	\$3,625.50	\$10.60		\$1,874.50	\$208.32		
		07/16/15		\$11.47	Sell			342	\$3,922.74	\$3,625.50	\$10.60		\$1,874.50	\$297.24		
		07/17/15		\$11.50	Sell			342	\$3,933.00	\$3,625.50	\$10.60		\$1,874.50	\$307.50		
		07/20/15		\$11.53	Sell			342	\$3,943.26	\$3,625.50	\$10.60		\$1,874.50	\$317.76		
		07/21/15		\$11.38	Sell			342	\$3,891.96	\$3,625.50	\$10.60		\$1,874.50	\$266.46		
		07/22/15		\$11.31	Sell			342	\$3,868.02	\$3,625.50	\$10.60		\$1,874.50	\$242.52		
		07/23/15		\$11.13	Sell			342	\$3,806.46	\$3,625.50	\$10.60		\$1,874.50	\$180.96		
		07/24/15		\$10.79	Sell			342	\$3,690.18	\$3,625.50	\$10.60		\$1,874.50	\$64.68		
		07/27/15		\$10.60	Sell			342	\$3,625.20	\$3,625.50	\$10.60		\$1,874.50	-\$0.30		
		07/28/15		\$10.98	Sell			342	\$3,755.16	\$3,625.50	\$10.60		\$1,874.50	\$129.66		
		07/29/15		\$11.21	Sell			342	\$3,833.82	\$3,625.50	\$10.60		\$1,874.50	\$208.32		
		07/30/15		\$11.21	Sell			342	\$3,833.82	\$3,625.50	\$10.60		\$1,874.50	\$208.32		

S&P 500 - 3x		Ticker: UPRO		Number of Shares To Buy On: 1/2/15		276		Periodic Credit/Debit		\$550.00		Optional AA PLUS!		\$184.00																			
Automated Investing With Discipline.				AA AUTOMATED ALLOCATIONS		The Strategy That Adjusts. Automatically.						Initial Account (+/- Cash in/out):		\$66,500.00		Number of Buys:		50															
Total Amount Committed:				\$5,500.00		Force #		\$10.46		Action		\$2,886.96		\$10.46		Action		\$2,613.04		Total Number of Trades:		88											
Next BUY At		Next SELL At		Date		Shares		Price		Action		Action Amount		Action Shares		Shares		Market Value		Deployed		Avg Cost		Override		Cash On Hand		Total Gain \$		Annualized %		+/- Cash	
				07/31/15				\$11.16		Sell							342	\$3,816.72	\$3,625.50	\$10.60				\$1,874.50	\$191.22								
				08/03/15				\$11.04		Sell							342	\$3,775.68	\$3,625.50	\$10.60				\$1,874.50	\$150.18								
				08/04/15				\$10.98		Sell							342	\$3,755.16	\$3,625.50	\$10.60				\$1,874.50	\$129.66								
				08/05/15				\$11.09		Sell							342	\$3,792.78	\$3,625.50	\$10.60				\$1,874.50	\$167.28								
				08/06/15				\$10.85		Sell							342	\$3,710.70	\$3,625.50	\$10.60				\$1,874.50	\$85.20								
				08/07/15				\$10.75		Sell							342	\$3,676.50	\$3,625.50	\$10.60				\$1,874.50	\$51.00								
				08/10/15				\$11.16		Sell							342	\$3,816.72	\$3,625.50	\$10.60				\$1,874.50	\$191.22								
				08/11/15				\$10.86		Sell							342	\$3,714.12	\$3,625.50	\$10.60				\$1,874.50	\$88.62								
				08/12/15				\$10.89		Sell							342	\$3,724.38	\$3,625.50	\$10.60				\$1,874.50	\$98.88								
				08/13/15				\$10.86		Sell							342	\$3,714.12	\$3,625.50	\$10.60				\$1,874.50	\$88.62								
				08/14/15				\$10.97		Sell							342	\$3,751.74	\$3,625.50	\$10.60				\$1,874.50	\$126.24								
				08/17/15				\$11.16		Sell							342	\$3,816.72	\$3,625.50	\$10.60				\$1,874.50	\$191.22								
				08/18/15				\$11.06		Sell							342	\$3,782.52	\$3,625.50	\$10.60				\$1,874.50	\$157.02								
				08/19/15				\$10.80		Sell							342	\$3,693.60	\$3,625.50	\$10.60				\$1,874.50	\$68.10								
				08/20/15				\$10.12		Buy							342	\$3,461.04	\$3,625.50	\$10.60				\$1,874.50	-\$164.46								
				08/21/15				\$9.17		Buy							342	\$3,136.14	\$3,625.50	\$10.60				\$1,874.50	-\$489.36								
				08/24/15				\$8.11		Buy	\$478.49	59	401	\$3,252.11	\$4,103.99	\$10.23		\$1,396.01						\$1,396.01	-\$851.88								
				08/25/15				\$7.73		Buy							401	\$3,099.73	\$4,103.99	\$10.23				\$1,396.01	-\$1,004.26								
				08/26/15				\$8.65		Buy							401	\$3,468.65	\$4,103.99	\$10.23				\$1,396.01	-\$635.34								
				08/27/15				\$9.29		Buy							401	\$3,725.29	\$4,103.99	\$10.23				\$1,396.01	-\$378.70								
				08/28/15				\$9.29		Buy							401	\$3,725.29	\$4,103.99	\$10.23				\$1,396.01	-\$378.70								
				08/31/15				\$9.06		Buy							401	\$3,633.06	\$4,103.99	\$10.23				\$1,396.01	-\$470.93								
				09/01/15			50	\$8.25		Buy	\$412.50	50	451	\$3,720.75	\$4,516.49	\$10.01		\$1,533.51						\$1,533.51	-\$795.74				\$550.00				
				09/02/15				\$8.71		Sell							451	\$3,928.21	\$4,516.49	\$10.01				\$983.51	-\$588.28				-\$550.00				
				09/03/15				\$8.73		Buy							451	\$3,937.23	\$4,516.49	\$10.01				\$983.51	-\$579.26								
				09/04/15				\$8.34		Buy							451	\$3,761.34	\$4,516.49	\$10.01				\$983.51	-\$755.15								
				09/08/15				\$8.97		Buy							451	\$4,045.47	\$4,516.49	\$10.01				\$983.51	-\$471.02								
				09/09/15				\$8.60		Buy							451	\$3,878.60	\$4,516.49	\$10.01				\$983.51	-\$637.89								
				09/10/15				\$8.74		Buy							451	\$3,941.74	\$4,516.49	\$10.01				\$983.51	-\$574.75								


Rule #2
Periodic Credit/Debit

S&P 500 - 3x		Ticker: UPRO		Number of Shares To Buy On: 1/2/15		276		Periodic Credit/Debit		\$550.00		Optional AA PLUS!		\$184.00		
Automated Investing With Discipline.				AA AUTOMATED ALLOCATIONS		The Strategy That Adjusts. Automatically.				Initial Account (+/- Cash in/out):		\$66,500.00		Number of Buys: 50		
Total Amount Committed:				\$5,500.00		Force #		\$10.46		Action		\$2,613.04		Total Number of Trades: 88		
Next BUY At	Next SELL At	Date	Shares	Price	Action	Action Amount	Action Shares	Shares	Market Value	Deployed	Avg Cost	Override	Cash On Hand	Total Gain \$	Annualized %	+/- Cash
		09/11/15		\$8.87	Buy			451	\$4,000.37	\$4,516.49	\$10.01		\$983.51	-\$516.12		
		09/14/15		\$8.76	Buy			451	\$3,950.76	\$4,516.49	\$10.01		\$983.51	-\$565.73		
		09/15/15		\$9.10	Buy			451	\$4,104.10	\$4,516.49	\$10.01		\$983.51	-\$412.39		
		09/16/15		\$9.32	Buy			451	\$4,203.32	\$4,516.49	\$10.01		\$983.51	-\$313.17		
		09/17/15		\$9.28	Buy			451	\$4,185.28	\$4,516.49	\$10.01		\$983.51	-\$331.21		
		09/18/15		\$8.81	Buy			451	\$3,973.31	\$4,516.49	\$10.01		\$983.51	-\$543.18		
		09/21/15		\$8.95	Buy			451	\$4,036.45	\$4,516.49	\$10.01		\$983.51	-\$480.04		
		09/22/15		\$8.61	Buy			451	\$3,883.11	\$4,516.49	\$10.01		\$983.51	-\$633.38		
		09/23/15		\$8.55	Buy			451	\$3,856.05	\$4,516.49	\$10.01		\$983.51	-\$660.44		
		09/24/15		\$8.48	Buy			451	\$3,824.48	\$4,516.49	\$10.01		\$983.51	-\$692.01		
		09/25/15		\$8.45	Buy			451	\$3,810.95	\$4,516.49	\$10.01		\$983.51	-\$705.54		
		09/28/15		\$7.81	Buy			451	\$3,522.31	\$4,516.49	\$10.01		\$983.51	-\$994.18		
		09/29/15		\$7.83	Buy			451	\$3,531.33	\$4,516.49	\$10.01		\$983.51	-\$985.16		
		09/30/15		\$8.28	Buy			451	\$3,734.28	\$4,516.49	\$10.01		\$983.51	-\$782.21		
		10/01/15		\$8.34	Buy			451	\$3,761.34	\$4,516.49	\$10.01		\$983.51	-\$755.15		
		10/02/15		\$8.69	Buy			451	\$3,919.19	\$4,516.49	\$10.01		\$983.51	-\$597.30		
		10/05/15		\$9.17	Buy			451	\$4,135.67	\$4,516.49	\$10.01		\$983.51	-\$380.82		
		10/06/15		\$9.07	Buy			451	\$4,090.57	\$4,516.49	\$10.01		\$983.51	-\$425.92		
		10/07/15		\$9.31	Buy			451	\$4,198.81	\$4,516.49	\$10.01		\$983.51	-\$317.68		
		10/08/15		\$9.55	Sell			451	\$4,307.05	\$4,516.49	\$10.01		\$983.51	-\$209.44		
		10/09/15		\$9.57	Sell			451	\$4,316.07	\$4,516.49	\$10.01		\$983.51	-\$200.42		
		10/12/15		\$9.61	Sell			451	\$4,334.11	\$4,516.49	\$10.01		\$983.51	-\$182.38		
		10/13/15		\$9.42	Buy			451	\$4,248.42	\$4,516.49	\$10.01		\$983.51	-\$268.07		
		10/14/15		\$9.27	Buy			451	\$4,180.77	\$4,516.49	\$10.01		\$983.51	-\$335.72		
		10/15/15		\$9.69	Sell			451	\$4,370.19	\$4,516.49	\$10.01		\$983.51	-\$146.30		
		10/16/15		\$9.83	Sell			451	\$4,433.33	\$4,516.49	\$10.01		\$983.51	-\$83.16		
		10/19/15		\$9.85	Sell			451	\$4,442.35	\$4,516.49	\$10.01		\$983.51	-\$74.14		
		10/20/15		\$9.80	Sell			451	\$4,419.80	\$4,516.49	\$10.01		\$983.51	-\$96.69		
		10/21/15		\$9.63	Sell			451	\$4,343.13	\$4,516.49	\$10.01		\$983.51	-\$173.36		

S&P 500 - 3x		Ticker: UPRO		Number of Shares To Buy On: 1/2/15		276		Periodic Credit/Debit		\$550.00		Optional AA PLUS!		\$184.00																	
Automated Investing With Discipline.				AA AUTOMATED ALLOCATIONS		The Strategy That Adjusts. Automatically.				Initial Account (+/- Cash in/out):		\$66,500.00		Number of Buys: 50																	
Total Amount Committed:				\$5,500.00		Force #		\$10.46		Action		\$2,613.04		Total Number of Trades: 88																	
Next BUY At		Next SELL At		Date		Shares		Price		Action		Amount		Shares		Market Value		Deployed		Avg Cost		Override		Cash On Hand		Total Gain \$		Annualized %		+/- Cash	
				10/22/15				\$10.11	Sell					451		\$4,559.61	\$4,516.49	\$10.01					\$983.51	\$43.12							
				10/23/15				\$10.45	Sell					451		\$4,712.95	\$4,516.49	\$10.01					\$983.51	\$196.46							
				10/26/15				\$10.38	Sell					451		\$4,681.38	\$4,516.49	\$10.01					\$983.51	\$164.89							
				10/27/15				\$10.30	Sell					451		\$4,645.30	\$4,516.49	\$10.01					\$983.51	\$128.81							
				10/28/15				\$10.66	Sell					451		\$4,807.66	\$4,516.49	\$10.01					\$983.51	\$291.17							
				10/29/15				\$10.66	Sell					451		\$4,807.66	\$4,516.49	\$10.01					\$983.51	\$291.17							
				10/30/15				\$10.49	Sell					451		\$4,730.99	\$4,516.49	\$10.01					\$983.51	\$214.50							
				11/02/15				\$10.87	Sell					451		\$4,902.37	\$4,516.49	\$10.01					\$983.51	\$385.88							
				11/03/15				\$10.96	Sell					451		\$4,942.96	\$4,516.49	\$10.01					\$983.51	\$426.47							
				11/04/15				\$10.88	Sell					451		\$4,906.88	\$4,516.49	\$10.01					\$983.51	\$390.39							
				11/05/15				\$10.84	Sell					451		\$4,888.84	\$4,516.49	\$10.01					\$983.51	\$372.35							
				11/06/15				\$10.82	Sell					451		\$4,879.82	\$4,516.49	\$10.01					\$983.51	\$363.33							
				11/09/15				\$10.52	Sell					451		\$4,744.52	\$4,516.49	\$10.01					\$983.51	\$228.03							
				11/10/15				\$10.57	Sell					451		\$4,767.07	\$4,516.49	\$10.01					\$983.51	\$250.58							
				11/11/15				\$10.46	Sell					451		\$4,717.46	\$4,516.49	\$10.01					\$983.51	\$200.97							
				11/12/15				\$10.03	Sell					451		\$4,523.53	\$4,516.49	\$10.01					\$983.51	\$7.04							
				11/13/15				\$9.69	Sell					451		\$4,370.19	\$4,516.49	\$10.01					\$983.51	-\$146.30							
				11/16/15				\$10.13	Sell					451		\$4,568.63	\$4,516.49	\$10.01					\$983.51	\$52.14							
				11/17/15				\$10.09	Sell					451		\$4,550.59	\$4,516.49	\$10.01					\$983.51	\$34.10							
				11/18/15				\$10.58	Sell					451		\$4,771.58	\$4,516.49	\$10.01					\$983.51	\$255.09							
				11/19/15				\$10.56	Sell					451		\$4,762.56	\$4,516.49	\$10.01					\$983.51	\$246.07							
				11/20/15				\$10.68	Sell					451		\$4,816.68	\$4,516.49	\$10.01					\$983.51	\$300.19							
				11/23/15				\$10.63	Sell					451		\$4,794.13	\$4,516.49	\$10.01					\$983.51	\$277.64							
				11/24/15				\$10.68	Sell					451		\$4,816.68	\$4,516.49	\$10.01					\$983.51	\$300.19							
				11/25/15				\$10.67	Sell					451		\$4,812.17	\$4,516.49	\$10.01					\$983.51	\$295.68							
				11/27/15				\$10.70	Sell					451		\$4,825.70	\$4,516.49	\$10.01					\$983.51	\$309.21							
				11/30/15				\$10.58	Sell					451		\$4,771.58	\$4,516.49	\$10.01					\$983.51	\$255.09							
				12/01/15				\$10.88	Sell					451		\$4,906.88	\$4,516.49	\$10.01					\$983.51	\$390.39							
				12/02/15				\$10.53	Sell					451		\$4,749.03	\$4,516.49	\$10.01					\$983.51	\$232.54							

S&P 500 - 3x		Ticker: UPRO		Number of Shares To Buy On: 1/2/15		276		Periodic Credit/Debit \$550.00		Optional AA PLUS! \$184.00																							
Automated Investing With Discipline.				AA AUTOMATED ALLOCATIONS		The Strategy That Adjusts. Automatically.				Initial Account (+/- Cash in/out): \$66,500.00		Number of Buys: 50																					
Total Amount Committed: \$5,500.00				Force #		\$10.46		Action		Action		Shares		Market Value		\$2,886.96		\$10.46		Action		\$2,613.04		Total Number of Trades: 88									
Next BUY At		Next SELL At		Date		Shares		Price		Action		Action Amount		Action Shares		Shares		Market Value		Deployed		Avg Cost		Override		Cash On Hand		Total Gain \$		Annualized %		+/- Cash	
				12/03/15				\$10.09		Sell							451		\$4,550.59		\$4,516.49		\$10.01			\$983.51		\$34.10					
				12/04/15				\$10.68		Sell							451		\$4,816.68		\$4,516.49		\$10.01			\$983.51		\$300.19					
				12/07/15				\$10.49		Sell							451		\$4,730.99		\$4,516.49		\$10.01			\$983.51		\$214.50					
				12/08/15				\$10.28		Sell							451		\$4,636.28		\$4,516.49		\$10.01			\$983.51		\$119.79					
				12/09/15				\$10.04		Sell							451		\$4,528.04		\$4,516.49		\$10.01			\$983.51		\$11.55					
				12/10/15				\$10.10		Sell							451		\$4,555.10		\$4,516.49		\$10.01			\$983.51		\$38.61					
				12/11/15				\$9.51		Sell							451		\$4,289.01		\$4,516.49		\$10.01			\$983.51		-\$227.48					
				12/14/15				\$9.67		Sell							451		\$4,361.17		\$4,516.49		\$10.01			\$983.51		-\$155.32					
				12/15/15				\$9.97		Sell							451		\$4,496.47		\$4,516.49		\$10.01			\$983.51		-\$20.02					
				12/16/15				\$10.41		Sell							451		\$4,694.91		\$4,516.49		\$10.01			\$983.51		\$178.42					
				12/17/15				\$9.94		Sell							451		\$4,482.94		\$4,516.49		\$10.01			\$983.51		-\$33.55					
				12/18/15				\$9.38		Buy							451		\$4,230.38		\$4,516.49		\$10.01			\$983.51		-\$286.11					
				12/21/15				\$9.64		Sell							451		\$4,347.64		\$4,516.49		\$10.01			\$983.51		-\$168.85					
				12/22/15				\$9.90		Sell							451		\$4,464.90		\$4,516.49		\$10.01			\$983.51		-\$51.59					
				12/23/15				\$10.26		Sell							451		\$4,627.26		\$4,516.49		\$10.01			\$983.51		\$110.77					
				12/24/15				\$10.19		Sell							451		\$4,595.69		\$4,516.49		\$10.01			\$983.51		\$79.20					
				12/28/15				\$10.14		Sell							451		\$4,573.14		\$4,516.49		\$10.01			\$983.51		\$56.65					
				12/29/15				\$10.46		Sell							451		\$4,717.46		\$4,516.49		\$10.01			\$983.51		\$200.97					
				12/30/15				\$10.24		Sell							451		\$4,618.24		\$4,516.49		\$10.01			\$983.51		\$101.75					
				12/31/15				\$9.94		Sell							451		\$4,482.94		\$4,516.49		\$10.01			\$983.51		-\$33.55					
				01/04/16		636		\$9.51		Buy	\$6,048.36	636	1,087	\$10,337.37		\$10,564.85		\$9.72				\$985.15				\$435.15		-\$227.48		\$6,050.00			
				01/05/16				\$9.56		Sell							1,087		\$10,391.72		\$10,564.85		\$9.72			\$435.15		-\$173.13		-\$550.00			
				01/06/16				\$9.20		Buy							1,087		\$10,000.40		\$10,564.85		\$9.72			\$435.15		-\$564.45					
				01/07/16				\$8.53		Buy							1,087		\$9,272.11		\$10,564.85		\$9.72			\$435.15		-\$1,292.74					
				01/08/16				\$8.25		Buy							1,087		\$8,967.75		\$10,564.85		\$9.72			\$435.15		-\$1,597.10					
				01/11/16				\$8.27		Buy							1,087		\$8,989.49		\$10,564.85		\$9.72			\$435.15		-\$1,575.36					
				01/12/16				\$8.48		Buy							1,087		\$9,217.76		\$10,564.85		\$9.72			\$435.15		-\$1,347.09					
				01/13/16				\$7.84		Buy							1,087		\$8,522.08		\$10,564.85		\$9.72			\$435.15		-\$2,042.77					
				01/14/16				\$8.22		Buy							1,087		\$8,935.14		\$10,564.85		\$9.72			\$435.15		-\$1,629.71					

Rule #2
 Periodic Credit/Debit
 +
 Annual Addition
 (\$5,500 + \$550)

S&P 500 - 3x		Ticker: UPRO		Number of Shares To Buy On: 1/2/15		276		Periodic Credit/Debit		\$550.00		Optional AA PLUS!		\$184.00																			
Automated Investing With Discipline.				 AUTOMATED ALLOCATIONS		The Strategy That Adjusts. Automatically.				Initial Account (+/- Cash in/out):		\$66,500.00		Number of Buys: 50																			
Total Amount Committed:				\$5,500.00		Force #		\$10.46		\$2,886.96		\$10.46		Action		\$2,613.04		Total Number of Trades: 88															
Next BUY At		Next SELL At		Date		Shares		Price		Action		Amount		Shares		Shares		Market Value		Deployed		Avg Cost		Override		Cash On Hand		Total Gain \$		Annualized %		+/- Cash	
				01/15/16		56		\$7.68		Buy		\$430.08		56		1,143		\$8,778.24		\$10,994.93		\$9.62				\$5.07		-\$2,216.69					
				01/19/16				\$7.73		Buy						1,143		\$8,835.39		\$10,994.93		\$9.62				\$5.07		-\$2,159.54					
				01/20/16				\$7.43		Buy						1,143		\$8,492.49		\$10,994.93		\$9.62				\$5.07		-\$2,502.44					
				01/21/16				\$7.54		Buy						1,143		\$8,618.22		\$10,994.93		\$9.62				\$5.07		-\$2,376.71					
				01/22/16				\$8.02		Buy						1,143		\$9,166.86		\$10,994.93		\$9.62				\$5.07		-\$1,828.07					
				01/25/16				\$7.66		Buy						1,143		\$8,755.38		\$10,994.93		\$9.62				\$5.07		-\$2,239.55					
				01/26/16				\$7.97		Buy						1,143		\$9,109.71		\$10,994.93		\$9.62				\$5.07		-\$1,885.22					
				01/27/16				\$7.71		Buy						1,143		\$8,812.53		\$10,994.93		\$9.62				\$5.07		-\$2,182.40					
				01/28/16				\$7.83		Buy						1,143		\$8,949.69		\$10,994.93		\$9.62				\$5.07		-\$2,045.24					
				01/29/16				\$8.41		Buy						1,143		\$9,612.63		\$10,994.93		\$9.62				\$5.07		-\$1,382.30					
				02/01/16				\$8.38		Buy						1,143		\$9,578.34		\$10,994.93		\$9.62				\$5.07		-\$1,416.59					
				02/02/16				\$7.94		Buy						1,143		\$9,075.42		\$10,994.93		\$9.62				\$5.07		-\$1,919.51					
				02/03/16				\$8.07		Buy						1,143		\$9,224.01		\$10,994.93		\$9.62				\$5.07		-\$1,770.92					
				02/04/16				\$8.10		Buy						1,143		\$9,258.30		\$10,994.93		\$9.62				\$5.07		-\$1,736.63					
				02/05/16				\$7.64		Buy						1,143		\$8,732.52		\$10,994.93		\$9.62				\$5.07		-\$2,262.41					
				02/08/16				\$7.33		Buy						1,143		\$8,378.19		\$10,994.93		\$9.62				\$5.07		-\$2,616.74					
				02/09/16				\$7.32		Buy						1,143		\$8,366.76		\$10,994.93		\$9.62				\$5.07		-\$2,628.17					
				02/10/16				\$7.32		Buy						1,143		\$8,366.76		\$10,994.93		\$9.62				\$5.07		-\$2,628.17					
				02/11/16				\$7.05		Buy						1,143		\$8,058.15		\$10,994.93		\$9.62				\$5.07		-\$2,936.78					
				02/12/16				\$7.46		Buy						1,143		\$8,526.78		\$10,994.93		\$9.62				\$5.07		-\$2,468.15					
				02/16/16				\$7.83		Buy						1,143		\$8,949.69		\$10,994.93		\$9.62				\$5.07		-\$2,045.24					
				02/17/16				\$8.22		Buy						1,143		\$9,395.46		\$10,994.93		\$9.62				\$5.07		-\$1,599.47					
				02/18/16				\$8.12		Buy						1,143		\$9,281.16		\$10,994.93		\$9.62				\$5.07		-\$1,713.77					
				02/19/16				\$8.12		Buy						1,143		\$9,281.16		\$10,994.93		\$9.62				\$5.07		-\$1,713.77					
				02/22/16				\$8.46		Buy						1,143		\$9,669.78		\$10,994.93		\$9.62				\$5.07		-\$1,325.15					
				02/23/16				\$8.15		Buy						1,143		\$9,315.45		\$10,994.93		\$9.62				\$5.07		-\$1,679.48					
				02/24/16				\$8.26		Buy						1,143		\$9,441.18		\$10,994.93		\$9.62				\$5.07		-\$1,553.75					
				02/25/16				\$8.55		Buy						1,143		\$9,772.65		\$10,994.93		\$9.62				\$5.07		-\$1,222.28					
				02/26/16				\$8.50		Buy						1,143		\$9,715.50		\$10,994.93		\$9.62				\$5.07		-\$1,279.43					


Last Buy
Dry Powder = 0
AA Advises Number
of Shares to Buy

S&P 500 - 3x		Ticker: UPRO		Number of Shares To Buy On: 1/2/15		276		Periodic Credit/Debit		\$550.00		Optional AA PLUS!		\$184.00	
Automated Investing With Discipline.				AA AUTOMATED ALLOCATIONS		The Strategy That Adjusts. Automatically.				Initial Account (+/- Cash in/out):		\$66,500.00		Number of Buys: 50	
Total Amount Committed:				\$5,500.00		Force #		\$10.46		Action		\$2,613.04		Total Number of Trades: 88	
Next BUY At		Next SELL At		Date		Shares		Market Value		Deployed		Cash On Hand		Total Gain \$	
				04/11/16	\$9.80	Sell		1,143	\$11,201.40	\$10,994.93	\$9.62		\$5.07	\$206.47	
				04/12/16	\$10.08	Sell		1,143	\$11,521.44	\$10,994.93	\$9.62		\$5.07	\$526.51	
				04/13/16	\$10.37	Sell		1,143	\$11,852.91	\$10,994.93	\$9.62		\$5.07	\$857.98	
				04/14/16	\$10.38	Sell		1,143	\$11,864.34	\$10,994.93	\$9.62		\$5.07	\$869.41	
				04/15/16	\$10.33	Sell		1,143	\$11,807.19	\$10,994.93	\$9.62		\$5.07	\$812.26	
				04/18/16	\$10.56	Sell		1,143	\$12,070.08	\$10,994.93	\$9.62		\$5.07	\$1,075.15	
				04/19/16	\$10.66	Sell		1,143	\$12,184.38	\$10,994.93	\$9.62		\$5.07	\$1,189.45	
				04/20/16	\$10.69	Sell		1,143	\$12,218.67	\$10,994.93	\$9.62		\$5.07	\$1,223.74	
				04/21/16	\$10.52	Sell		1,143	\$12,024.36	\$10,994.93	\$9.62		\$5.07	\$1,029.43	
				04/22/16	\$10.53	Sell		1,143	\$12,035.79	\$10,994.93	\$9.62		\$5.07	\$1,040.86	
				04/25/16	\$10.46	Sell		1,143	\$11,955.78	\$10,994.93	\$9.62		\$5.07	\$960.85	
				04/26/16	\$10.52	Sell		1,143	\$12,024.36	\$10,994.93	\$9.62		\$5.07	\$1,029.43	
				04/27/16	\$10.58	Sell		1,143	\$12,092.94	\$10,994.93	\$9.62		\$5.07	\$1,098.01	
				04/28/16	\$10.30	Sell		1,143	\$11,772.90	\$10,994.93	\$9.62		\$5.07	\$777.97	
				04/29/16	\$10.13	Sell		1,143	\$11,578.59	\$10,994.93	\$9.62		\$5.07	\$583.66	
				05/02/16	\$10.35	Sell		1,143	\$11,830.05	\$10,994.93	\$9.62		\$5.07	\$835.12	
				05/03/16	\$10.09	Sell		1,143	\$11,532.87	\$10,994.93	\$9.62		\$5.07	\$537.94	
				05/04/16	\$9.91	Sell		1,143	\$11,327.13	\$10,994.93	\$9.62		\$5.07	\$332.20	
				05/05/16	\$9.92	Sell		1,143	\$11,338.56	\$10,994.93	\$9.62		\$5.07	\$343.63	
				05/06/16	\$10.01	Sell		1,143	\$11,441.43	\$10,994.93	\$9.62		\$5.07	\$446.50	
				05/09/16	\$10.05	Sell		1,143	\$11,487.15	\$10,994.93	\$9.62		\$5.07	\$492.22	
				05/10/16	\$10.41	Sell		1,143	\$11,898.63	\$10,994.93	\$9.62		\$5.07	\$903.70	
				05/11/16	\$10.13	Sell		1,143	\$11,578.59	\$10,994.93	\$9.62		\$5.07	\$583.66	
				05/12/16	\$10.13	Sell		1,143	\$11,578.59	\$10,994.93	\$9.62		\$5.07	\$583.66	
				05/13/16	\$9.86	Sell		1,143	\$11,269.98	\$10,994.93	\$9.62		\$5.07	\$275.05	
				05/16/16	\$10.15	Sell		1,143	\$11,601.45	\$10,994.93	\$9.62		\$5.07	\$606.52	
				05/17/16	\$9.87	Sell		1,143	\$11,281.41	\$10,994.93	\$9.62		\$5.07	\$286.48	
				05/18/16	\$9.89	Sell		1,143	\$11,304.27	\$10,994.93	\$9.62		\$5.07	\$309.34	
				05/19/16	\$9.78	Sell		1,143	\$11,178.54	\$10,994.93	\$9.62		\$5.07	\$183.61	


Rule #2
Optional AA Plus!
Add Fresh Funds


NO Action
Contribution For This
Year Completed

S&P 500 - 3x		Ticker: UPRO		Number of Shares To Buy On: 1/2/15		276		Periodic Credit/Debit		\$550.00		Optional AA PLUS!		\$184.00																	
Automated Investing With Discipline.				AA AUTOMATED ALLOCATIONS		The Strategy That Adjusts. Automatically.				Initial Account (+/- Cash in/out):		\$66,500.00		Number of Buys: 50																	
Total Amount Committed:				\$5,500.00		Force #		\$10.46		Action		\$2,613.04		Total Number of Trades: 88																	
Next BUY At		Next SELL At		Date		Shares		Price		Action		Amount		Shares		Market Value		\$2,886.96		\$10.46		Action		\$2,613.04		Total Gain \$		Annualized %		+/- Cash	
				05/20/16				\$9.96	Sell							1,143	\$11,384.28	\$10,994.93	\$9.62						\$5.07	\$389.35					
				05/23/16				\$9.91	Sell							1,143	\$11,327.13	\$10,994.93	\$9.62						\$5.07	\$332.20					
				05/24/16				\$10.30	Sell							1,143	\$11,772.90	\$10,994.93	\$9.62						\$5.07	\$777.97					
				05/25/16				\$10.51	Sell							1,143	\$12,012.93	\$10,994.93	\$9.62						\$5.07	\$1,018.00					
				05/26/16				\$10.52	Sell							1,143	\$12,024.36	\$10,994.93	\$9.62						\$5.07	\$1,029.43					
				05/27/16				\$10.65	Sell							1,143	\$12,172.95	\$10,994.93	\$9.62						\$5.07	\$1,178.02					
				05/31/16				\$10.60	Sell							1,143	\$12,115.80	\$10,994.93	\$9.62						\$5.07	\$1,120.87					
				06/01/16				\$10.66	Sell							1,143	\$12,184.38	\$10,994.93	\$9.62						\$5.07	\$1,189.45					
				06/02/16				\$10.76	Sell							1,143	\$12,298.68	\$10,994.93	\$9.62						\$5.07	\$1,303.75					
				06/03/16				\$10.67	Sell							1,143	\$12,195.81	\$10,994.93	\$9.62						\$5.07	\$1,200.88					
				06/06/16				\$10.82	Sell							1,143	\$12,367.26	\$10,994.93	\$9.62						\$5.07	\$1,372.33					
				06/07/16				\$10.86	Sell							1,143	\$12,412.98	\$10,994.93	\$9.62						\$5.07	\$1,418.05					
				06/08/16				\$10.97	Sell							1,143	\$12,538.71	\$10,994.93	\$9.62						\$5.07	\$1,543.78					
				06/09/16				\$10.93	Sell							1,143	\$12,492.99	\$10,994.93	\$9.62						\$5.07	\$1,498.06					
				06/10/16				\$10.62	Sell							1,143	\$12,138.66	\$10,994.93	\$9.62						\$5.07	\$1,143.73					
				06/13/16				\$10.38	Sell							1,143	\$11,864.34	\$10,994.93	\$9.62						\$5.07	\$869.41					
				06/14/16				\$10.32	Sell							1,143	\$11,795.76	\$10,994.93	\$9.62						\$5.07	\$800.83					
				06/15/16				\$10.27	Sell							1,143	\$11,738.61	\$10,994.93	\$9.62						\$5.07	\$743.68					
				06/16/16				\$10.36	Sell							1,143	\$11,841.48	\$10,994.93	\$9.62						\$5.07	\$846.55					
				06/17/16				\$10.24	Sell							1,143	\$11,704.32	\$10,994.93	\$9.62						\$5.07	\$709.39					
				06/20/16				\$10.44	Sell							1,143	\$11,932.92	\$10,994.93	\$9.62						\$5.07	\$937.99					
				06/21/16				\$10.53	Sell							1,143	\$12,035.79	\$10,994.93	\$9.62						\$5.07	\$1,040.86					
				06/22/16				\$10.47	Sell							1,143	\$11,967.21	\$10,994.93	\$9.62						\$5.07	\$972.28					
				06/23/16				\$10.88	Sell							1,143	\$12,435.84	\$10,994.93	\$9.62						\$5.07	\$1,440.91					
				06/24/16				\$9.70	Sell							1,143	\$11,087.10	\$10,994.93	\$9.62						\$5.07	\$92.17					
				06/27/16				\$9.18	Buy							1,143	\$10,492.74	\$10,994.93	\$9.62						\$5.07	-\$502.19					
				06/28/16				\$9.67	Sell							1,143	\$11,052.81	\$10,994.93	\$9.62						\$5.07	\$57.88					
				06/29/16				\$10.18	Sell							1,143	\$11,635.74	\$10,994.93	\$9.62						\$5.07	\$640.81					
				06/30/16				\$10.58	Sell							1,143	\$12,092.94	\$10,994.93	\$9.62						\$5.07	\$1,098.01					


S&P 500 - 3x		Ticker: UPRO		Number of Shares To Buy On: 1/2/15		276		Periodic Credit/Debit		\$550.00		Optional AA PLUS!		\$184.00		
Automated Investing With Discipline.				 AUTOMATED ALLOCATIONS		The Strategy That Adjusts. Automatically.				Initial Account (+/- Cash in/out):		\$66,500.00		Number of Buys: 50		
										Highest Amount Deployed:		\$52,487.64		Number of Sells: 38		
Total Amount Committed:		\$5,500.00		Force #	\$10.46	Action	Action	Action	Action	\$2,886.96	\$10.46	Action	\$2,613.04	Total Number of Trades: 88		
Next BUY At	Next SELL At	Date	Shares	Price	Action	Amount	Shares	Shares	Market Value	Deployed	Avg Cost	Override	Cash On Hand	Total Gain \$	Annualized %	+/- Cash
		07/01/16		\$10.65	Sell			1,143	\$12,172.95	\$10,994.93	\$9.62		\$5.07	\$1,178.02		
		07/05/16		\$10.43	Sell			1,143	\$11,921.49	\$10,994.93	\$9.62		\$5.07	\$926.56		
		07/06/16		\$10.61	Sell			1,143	\$12,127.23	\$10,994.93	\$9.62		\$5.07	\$1,132.30		
		07/07/16		\$10.59	Sell			1,143	\$12,104.37	\$10,994.93	\$9.62		\$5.07	\$1,109.44		
		07/08/16		\$11.06	Sell			1,143	\$12,641.58	\$10,994.93	\$9.62		\$5.07	\$1,646.65		
		07/11/16		\$11.18	Sell			1,143	\$12,778.74	\$10,994.93	\$9.62		\$5.07	\$1,783.81		
		07/12/16		\$11.42	Sell			1,143	\$13,053.06	\$10,994.93	\$9.62		\$5.07	\$2,058.13		
		07/13/16		\$11.42	Sell			1,143	\$13,053.06	\$10,994.93	\$9.62		\$5.07	\$2,058.13		
		07/14/16		\$11.60	Sell			1,143	\$13,258.80	\$10,994.93	\$9.62		\$5.07	\$2,263.87		
		07/15/16		\$11.56	Sell			1,143	\$13,213.08	\$10,994.93	\$9.62		\$5.07	\$2,218.15		
		07/18/16		\$11.66	Sell			1,143	\$13,327.38	\$10,994.93	\$9.62		\$5.07	\$2,332.45		
		07/19/16		\$11.62	Sell			1,143	\$13,281.66	\$10,994.93	\$9.62		\$5.07	\$2,286.73		
		07/20/16		\$11.76	Sell	\$1,305.36	111	1,032	\$12,136.32	\$9,689.57	\$9.39		\$1,310.43	\$2,446.75		
		07/21/16		\$11.63	Sell			1,032	\$12,002.16	\$9,689.57	\$9.39		\$1,310.43	\$2,312.59		
		07/22/16		\$11.79	Sell			1,032	\$12,167.28	\$9,689.57	\$9.39		\$1,310.43	\$2,477.71		
		07/25/16		\$11.70	Sell			1,032	\$12,074.40	\$9,689.57	\$9.39		\$1,310.43	\$2,384.83		
		07/26/16		\$11.70	Sell			1,032	\$12,074.40	\$9,689.57	\$9.39		\$1,310.43	\$2,384.83		
		07/27/16		\$11.67	Sell			1,032	\$12,043.44	\$9,689.57	\$9.39		\$1,310.43	\$2,353.87		
		07/28/16		\$11.71	Sell			1,032	\$12,084.72	\$9,689.57	\$9.39		\$1,310.43	\$2,395.15		
		07/29/16		\$11.75	Sell			1,032	\$12,126.00	\$9,689.57	\$9.39		\$1,310.43	\$2,436.43		
		08/01/16		\$11.73	Sell			1,032	\$12,105.36	\$9,689.57	\$9.39		\$1,310.43	\$2,415.79		
		08/02/16		\$11.50	Sell			1,032	\$11,868.00	\$9,689.57	\$9.39		\$1,310.43	\$2,178.43		
		08/03/16		\$11.60	Sell			1,032	\$11,971.20	\$9,689.57	\$9.39		\$1,310.43	\$2,281.63		
		08/04/16		\$11.64	Sell			1,032	\$12,012.48	\$9,689.57	\$9.39		\$1,310.43	\$2,322.91		
		08/05/16		\$11.93	Sell			1,032	\$12,311.76	\$9,689.57	\$9.39		\$1,310.43	\$2,622.19		
		08/08/16		\$11.90	Sell			1,032	\$12,280.80	\$9,689.57	\$9.39		\$1,310.43	\$2,591.23		
		08/09/16		\$11.92	Sell			1,032	\$12,301.44	\$9,689.57	\$9.39		\$1,310.43	\$2,611.87		
		08/10/16		\$11.83	Sell			1,032	\$12,208.56	\$9,689.57	\$9.39		\$1,310.43	\$2,518.99		
		08/11/16		\$12.00	Sell			1,032	\$12,384.00	\$9,689.57	\$9.39		\$1,310.43	\$2,694.43		


S&P 500 - 3x		Ticker: UPRO		Number of Shares To Buy On: 1/2/15		276		Periodic Credit/Debit		\$550.00		Optional AA PLUS!		\$184.00	
Automated Investing With Discipline.				AA AUTOMATED ALLOCATIONS		The Strategy That Adjusts. Automatically.				Initial Account (+/- Cash in/out):		\$66,500.00		Number of Buys: 50	
Total Amount Committed:				\$5,500.00		Force #		\$10.46		Action		\$2,613.04		Total Number of Trades: 88	
Next BUY At		Next SELL At		Date		Shares		Market Value		Deployed		Cash On Hand		Total Gain \$	
				09/23/16		\$11.66	Sell		1,095	\$12,767.70	\$10,431.71	\$9.53		\$568.29	\$2,335.99
				09/26/16		\$11.37	Sell		1,095	\$12,450.15	\$10,431.71	\$9.53		\$568.29	\$2,018.44
				09/27/16		\$11.59	Sell		1,095	\$12,691.05	\$10,431.71	\$9.53		\$568.29	\$2,259.34
				09/28/16		\$11.75	Sell		1,095	\$12,866.25	\$10,431.71	\$9.53		\$568.29	\$2,434.54
				09/29/16		\$11.43	Sell		1,095	\$12,515.85	\$10,431.71	\$9.53		\$568.29	\$2,084.14
				09/30/16		\$11.70	Sell		1,095	\$12,811.50	\$10,431.71	\$9.53		\$568.29	\$2,379.79
				10/03/16		\$11.59	Sell		1,095	\$12,691.05	\$10,431.71	\$9.53		\$568.29	\$2,259.34
				10/04/16		\$11.43	Sell		1,095	\$12,515.85	\$10,431.71	\$9.53		\$568.29	\$2,084.14
				10/05/16		\$11.58	Sell		1,095	\$12,680.10	\$10,431.71	\$9.53		\$568.29	\$2,248.39
				10/06/16		\$11.60	Sell		1,095	\$12,702.00	\$10,431.71	\$9.53		\$568.29	\$2,270.29
				10/07/16		\$11.48	Sell		1,095	\$12,570.60	\$10,431.71	\$9.53		\$568.29	\$2,138.89
				10/10/16		\$11.65	Sell		1,095	\$12,756.75	\$10,431.71	\$9.53		\$568.29	\$2,325.04
				10/11/16		\$11.23	Sell		1,095	\$12,296.85	\$10,431.71	\$9.53		\$568.29	\$1,865.14
				10/12/16		\$11.27	Sell		1,095	\$12,340.65	\$10,431.71	\$9.53		\$568.29	\$1,908.94
				10/13/16		\$11.15	Sell		1,095	\$12,209.25	\$10,431.71	\$9.53		\$568.29	\$1,777.54
				10/14/16		\$11.16	Sell		1,095	\$12,220.20	\$10,431.71	\$9.53		\$568.29	\$1,788.49
				10/17/16		\$11.05	Sell		1,095	\$12,099.75	\$10,431.71	\$9.53		\$568.29	\$1,668.04
				10/18/16		\$11.24	Sell		1,095	\$12,307.80	\$10,431.71	\$9.53		\$568.29	\$1,876.09
				10/19/16		\$11.34	Sell		1,095	\$12,417.30	\$10,431.71	\$9.53		\$568.29	\$1,985.59
				10/20/16		\$11.28	Sell		1,095	\$12,351.60	\$10,431.71	\$9.53		\$568.29	\$1,919.89
				10/21/16		\$11.28	Sell		1,095	\$12,351.60	\$10,431.71	\$9.53		\$568.29	\$1,919.89
				10/24/16		\$11.43	Sell		1,095	\$12,515.85	\$10,431.71	\$9.53		\$568.29	\$2,084.14
				10/25/16		\$11.33	Sell		1,095	\$12,406.35	\$10,431.71	\$9.53		\$568.29	\$1,974.64
				10/26/16		\$11.26	Sell		1,095	\$12,329.70	\$10,431.71	\$9.53		\$568.29	\$1,897.99
				10/27/16		\$11.16	Sell		1,095	\$12,220.20	\$10,431.71	\$9.53		\$568.29	\$1,788.49
				10/28/16		\$11.05	Sell		1,095	\$12,099.75	\$10,431.71	\$9.53		\$568.29	\$1,668.04
				10/31/16		\$11.05	Sell		1,095	\$12,099.75	\$10,431.71	\$9.53		\$568.29	\$1,668.04
				11/01/16		\$10.82	Sell		1,095	\$11,847.90	\$10,431.71	\$9.53		\$568.29	\$1,416.19
				11/02/16		\$10.62	Sell		1,095	\$11,628.90	\$10,431.71	\$9.53		\$568.29	\$1,197.19

S&P 500 - 3x		Ticker: UPRO		Number of Shares To Buy On: 1/2/15		276		Periodic Credit/Debit		\$550.00		Optional AA PLUS!		\$184.00									
Automated Investing With Discipline.						The Strategy That Adjusts. Automatically.				Initial Account (+/- Cash in/out):		\$66,500.00		Number of Buys: 50									
Total Amount Committed:				\$5,500.00		Force #		\$10.46		Action		\$2,613.04		Total Number of Trades: 88									
Next BUY At		Next SELL At		Date		Shares		Market Value		Deployed		Avg Cost		Override		Cash On Hand		Total Gain \$		Annualized %		+/- Cash	
				11/03/16		\$10.47	Sell			1,095	\$11,464.65	\$10,431.71	\$9.53			\$568.29	\$1,032.94						
				11/04/16		\$10.43	Sell			1,095	\$11,420.85	\$10,431.71	\$9.53			\$568.29	\$989.14						
				11/07/16		\$11.11	Sell			1,095	\$12,165.45	\$10,431.71	\$9.53			\$568.29	\$1,733.74						
				11/08/16		\$11.26	Sell			1,095	\$12,329.70	\$10,431.71	\$9.53			\$568.29	\$1,897.99						
				11/09/16		\$11.65	Sell			1,095	\$12,756.75	\$10,431.71	\$9.53			\$568.29	\$2,325.04						
				11/10/16		\$11.72	Sell			1,095	\$12,833.40	\$10,431.71	\$9.53			\$568.29	\$2,401.69						
				11/11/16		\$11.64	Sell			1,095	\$12,745.80	\$10,431.71	\$9.53			\$568.29	\$2,314.09						
				11/14/16		\$11.66	Sell			1,095	\$12,767.70	\$10,431.71	\$9.53			\$568.29	\$2,335.99						
				11/15/16		\$11.93	Sell			1,095	\$13,063.35	\$10,431.71	\$9.53			\$568.29	\$2,631.64						
				11/16/16		\$11.87	Sell			1,095	\$12,997.65	\$10,431.71	\$9.53			\$568.29	\$2,565.94						
				11/17/16		\$12.05	Sell			1,095	\$13,194.75	\$10,431.71	\$9.53			\$568.29	\$2,763.04						
				11/18/16		\$11.97	Sell			1,095	\$13,107.15	\$10,431.71	\$9.53			\$568.29	\$2,675.44						
				11/21/16		\$12.24	Sell			1,095	\$13,402.80	\$10,431.71	\$9.53			\$568.29	\$2,971.09						
				11/22/16		\$12.31	Sell			1,095	\$13,479.45	\$10,431.71	\$9.53			\$568.29	\$3,047.74						
				11/23/16		\$12.33	Sell			1,095	\$13,501.35	\$10,431.71	\$9.53			\$568.29	\$3,069.64						
				11/25/16		\$12.47	Sell			1,095	\$13,654.65	\$10,431.71	\$9.53			\$568.29	\$3,222.94						
				11/28/16		\$12.29	Sell			1,095	\$13,457.55	\$10,431.71	\$9.53			\$568.29	\$3,025.84						
				11/29/16		\$12.36	Sell			1,095	\$13,534.20	\$10,431.71	\$9.53			\$568.29	\$3,102.49						
				11/30/16		\$12.27	Sell			1,095	\$13,435.65	\$10,431.71	\$9.53			\$568.29	\$3,003.94						
				12/01/16		\$12.12	Sell			1,095	\$13,271.40	\$10,431.71	\$9.53			\$568.29	\$2,839.69						
				12/02/16		\$12.15	Sell			1,095	\$13,304.25	\$10,431.71	\$9.53			\$568.29	\$2,872.54						
				12/05/16		\$12.35	Sell			1,095	\$13,523.25	\$10,431.71	\$9.53			\$568.29	\$3,091.54						
				12/06/16		\$12.49	Sell			1,095	\$13,676.55	\$10,431.71	\$9.53			\$568.29	\$3,244.84						
				12/07/16		\$12.97	Sell			1,095	\$14,202.15	\$10,431.71	\$9.53			\$568.29	\$3,770.44						
				12/08/16		\$13.06	Sell	\$1,410.48	108	987	\$12,890.22	\$9,021.23	\$9.14			\$1,978.77	\$3,868.99						
				12/09/16		\$13.30	Sell			987	\$13,127.10	\$9,021.23	\$9.14			\$1,978.77	\$4,105.87						
				12/12/16		\$13.26	Sell			987	\$13,087.62	\$9,021.23	\$9.14			\$1,978.77	\$4,066.39						
				12/13/16		\$13.51	Sell			987	\$13,334.37	\$9,021.23	\$9.14			\$1,978.77	\$4,313.14						
				12/14/16		\$13.21	Sell			987	\$13,038.27	\$9,021.23	\$9.14			\$1,978.77	\$4,017.04						


S&P 500 - 3x			Ticker: UPRO		Number of Shares To Buy On: 1/2/15			276		Periodic Credit/Debit \$550.00			Optional AA PLUS! \$184.00			
Automated Investing With Discipline.				 AUTOMATED ALLOCATIONS		The Strategy That Adjusts. Automatically.					Initial Account (+/- Cash in/out): \$66,500.00		Number of Buys: 50			
Total Amount Committed: \$5,500.00				Force #	\$10.46	Action	Action	Action	Action	\$2,886.96	\$10.46	Action	\$2,613.04	Total Number of Trades: 88		
Next BUY At	Next SELL At	Date	Shares	Price	Action	Amount	Shares	Shares	Market Value	Deployed	Avg Cost	Override	Cash On Hand	Total Gain \$	Annualized %	+/- Cash
		12/15/16		\$13.34	Sell			987	\$13,166.58	\$9,021.23	\$9.14		\$1,978.77	\$4,145.35		
		12/16/16		\$13.28	Sell			987	\$13,107.36	\$9,021.23	\$9.14		\$1,978.77	\$4,086.13		
		12/19/16		\$13.36	Sell			987	\$13,186.32	\$9,021.23	\$9.14		\$1,978.77	\$4,165.09		
		12/20/16		\$13.50	Sell			987	\$13,324.50	\$9,021.23	\$9.14		\$1,978.77	\$4,303.27		
		12/21/16		\$13.40	Sell			987	\$13,225.80	\$9,021.23	\$9.14		\$1,978.77	\$4,204.57		
		12/22/16		\$13.33	Sell			987	\$13,156.71	\$9,021.23	\$9.14		\$1,978.77	\$4,135.48		
		12/23/16		\$13.37	Sell			987	\$13,196.19	\$9,021.23	\$9.14		\$1,978.77	\$4,174.96		
		12/27/16		\$13.48	Sell			987	\$13,304.76	\$9,021.23	\$9.14		\$1,978.77	\$4,283.53		
		12/28/16		\$13.15	Sell			987	\$12,979.05	\$9,021.23	\$9.14		\$1,978.77	\$3,957.82		
		12/29/16		\$13.13	Sell			987	\$12,959.31	\$9,021.23	\$9.14		\$1,978.77	\$3,938.08		
		12/30/16		\$13.00	Sell			987	\$12,831.00	\$9,021.23	\$9.14		\$1,978.77	\$3,809.77		
		01/03/17	455	\$13.28	Buy	\$6,042.40	455	1,442	\$19,149.76	\$15,063.63	\$10.45		\$1,986.37	\$4,086.13		\$6,050.00
		01/04/17		\$13.52	Sell			1,442	\$19,495.84	\$15,063.63	\$10.45		\$1,436.37	\$4,432.21		-\$550.00
		01/05/17		\$13.47	Sell			1,442	\$19,423.74	\$15,063.63	\$10.45		\$1,436.37	\$4,360.11		
		01/06/17		\$13.63	Sell			1,442	\$19,654.46	\$15,063.63	\$10.45		\$1,436.37	\$4,590.83		
		01/09/17		\$13.50	Sell			1,442	\$19,467.00	\$15,063.63	\$10.45		\$1,436.37	\$4,403.37		
		01/10/17		\$13.48	Sell			1,442	\$19,438.16	\$15,063.63	\$10.45		\$1,436.37	\$4,374.53		
		01/11/17		\$13.59	Sell			1,442	\$19,596.78	\$15,063.63	\$10.45		\$1,436.37	\$4,533.15		
		01/12/17		\$13.50	Sell			1,442	\$19,467.00	\$15,063.63	\$10.45		\$1,436.37	\$4,403.37		
		01/13/17		\$13.58	Sell			1,442	\$19,582.36	\$15,063.63	\$10.45		\$1,436.37	\$4,518.73		
		01/17/17		\$13.45	Sell			1,442	\$19,394.90	\$15,063.63	\$10.45		\$1,436.37	\$4,331.27		
		01/18/17		\$13.52	Sell			1,442	\$19,495.84	\$15,063.63	\$10.45		\$1,436.37	\$4,432.21		
		01/19/17		\$13.38	Sell			1,442	\$19,293.96	\$15,063.63	\$10.45		\$1,436.37	\$4,230.33		
		01/20/17		\$13.52	Sell			1,442	\$19,495.84	\$15,063.63	\$10.45		\$1,436.37	\$4,432.21		
		01/23/17		\$13.42	Sell			1,442	\$19,351.64	\$15,063.63	\$10.45		\$1,436.37	\$4,288.01		
		01/24/17		\$13.67	Sell			1,442	\$19,712.14	\$15,063.63	\$10.45		\$1,436.37	\$4,648.51		
		01/25/17		\$14.00	Sell			1,442	\$20,188.00	\$15,063.63	\$10.45		\$1,436.37	\$5,124.37		
		01/26/17		\$13.97	Sell			1,442	\$20,144.74	\$15,063.63	\$10.45		\$1,436.37	\$5,081.11		
		01/27/17		\$13.92	Sell			1,442	\$20,072.64	\$15,063.63	\$10.45		\$1,436.37	\$5,009.01		


Rule #2
 Periodic Credit/Debit
 +
 Annual Addition
 (\$5,500 + \$550)

S&P 500 - 3x		Ticker: UPRO		Number of Shares To Buy On: 1/2/15		276		Periodic Credit/Debit		\$550.00		Optional AA PLUS!		\$184.00		
Automated Investing With Discipline.						The Strategy That Adjusts. Automatically.				Initial Account (+/- Cash in/out):		\$66,500.00		Number of Buys: 50		
										Highest Amount Deployed:		\$52,487.64		Number of Sells: 38		
Total Amount Committed:		\$5,500.00		Force #	\$10.46	Action	Action	Action	Action	\$2,886.96	\$10.46	Action	\$2,613.04	Total Number of Trades: 88		
Next BUY At	Next SELL At	Date	Shares	Price	Action	Amount	Shares	Shares	Market Value	Deployed	Avg Cost	Override	Cash On Hand	Total Gain \$	Annualized %	+/- Cash
		01/30/17		\$13.67	Sell			1,442	\$19,712.14	\$15,063.63	\$10.45		\$1,436.37	\$4,648.51		
		01/31/17		\$13.66	Sell			1,442	\$19,697.72	\$15,063.63	\$10.45		\$1,436.37	\$4,634.09		
		02/01/17		\$13.67	Sell			1,442	\$19,712.14	\$15,063.63	\$10.45		\$1,436.37	\$4,648.51		
		02/02/17		\$13.69	Sell			1,442	\$19,740.98	\$15,063.63	\$10.45		\$1,436.37	\$4,677.35		
		02/03/17		\$13.97	Sell			1,442	\$20,144.74	\$15,063.63	\$10.45		\$1,436.37	\$5,081.11		
		02/06/17		\$13.91	Sell			1,442	\$20,058.22	\$15,063.63	\$10.45		\$1,436.37	\$4,994.59		
		02/07/17		\$13.90	Sell			1,442	\$20,043.80	\$15,063.63	\$10.45		\$1,436.37	\$4,980.17		
		02/08/17		\$13.95	Sell			1,442	\$20,115.90	\$15,063.63	\$10.45		\$1,436.37	\$5,052.27		
		02/09/17		\$14.19	Sell			1,442	\$20,461.98	\$15,063.63	\$10.45		\$1,436.37	\$5,398.35		
		02/10/17		\$14.36	Sell			1,442	\$20,707.12	\$15,063.63	\$10.45		\$1,436.37	\$5,643.49		
		02/13/17		\$14.58	Sell			1,442	\$21,024.36	\$15,063.63	\$10.45		\$1,436.37	\$5,960.73		
		02/14/17		\$14.77	Sell			1,442	\$21,298.34	\$15,063.63	\$10.45		\$1,436.37	\$6,234.71		
		02/15/17		\$14.99	Sell			1,442	\$21,615.58	\$15,063.63	\$10.45		\$1,436.37	\$6,551.95		
		02/16/17		\$14.96	Sell			1,442	\$21,572.32	\$15,063.63	\$10.45		\$1,436.37	\$6,508.69		
		02/17/17		\$15.02	Sell			1,442	\$21,658.84	\$15,063.63	\$10.45		\$1,436.37	\$6,595.21		
		02/21/17		\$15.28	Sell	\$2,169.76	142	1,300	\$19,864.00	\$12,893.87	\$9.92		\$3,606.13	\$6,970.13		
		02/22/17		\$15.25	Sell			1,300	\$19,825.00	\$12,893.87	\$9.92		\$3,606.13	\$6,931.13		
		02/23/17		\$15.29	Sell			1,300	\$19,877.00	\$12,893.87	\$9.92		\$3,606.13	\$6,983.13		
		02/24/17		\$15.34	Sell			1,300	\$19,942.00	\$12,893.87	\$9.92		\$3,606.13	\$7,048.13		
		02/27/17		\$15.41	Sell			1,300	\$20,033.00	\$12,893.87	\$9.92		\$3,606.13	\$7,139.13		
		02/28/17		\$15.29	Sell			1,300	\$19,877.00	\$12,893.87	\$9.92		\$3,606.13	\$6,983.13		
		03/01/17		\$15.91	Sell			1,300	\$20,683.00	\$12,893.87	\$9.92		\$3,606.13	\$7,789.13		
		03/02/17		\$15.64	Sell			1,300	\$20,332.00	\$12,893.87	\$9.92		\$3,606.13	\$7,438.13		
		03/03/17		\$15.65	Sell			1,300	\$20,345.00	\$12,893.87	\$9.92		\$3,606.13	\$7,451.13		
		03/06/17		\$15.52	Sell			1,300	\$20,176.00	\$12,893.87	\$9.92		\$3,606.13	\$7,282.13		
		03/07/17		\$15.38	Sell			1,300	\$19,994.00	\$12,893.87	\$9.92		\$3,606.13	\$7,100.13		
		03/08/17		\$15.28	Sell			1,300	\$19,864.00	\$12,893.87	\$9.92		\$3,606.13	\$6,970.13		
		03/09/17		\$15.33	Sell			1,300	\$19,929.00	\$12,893.87	\$9.92		\$3,606.13	\$7,035.13		
		03/10/17		\$15.48	Sell			1,300	\$20,124.00	\$12,893.87	\$9.92		\$3,606.13	\$7,230.13		

S&P 500 - 3x		Ticker: UPRO		Number of Shares To Buy On: 1/2/15		276		Periodic Credit/Debit		\$550.00		Optional AA PLUS!		\$184.00	
Automated Investing With Discipline.				 AUTOMATED ALLOCATIONS		The Strategy That Adjusts. Automatically.				Initial Account (+/- Cash in/out):		\$66,500.00		Number of Buys: 50	
Total Amount Committed:				\$5,500.00		Force #		\$10.46		Action		\$2,613.04		Total Number of Trades: 88	
Next BUY At		Next SELL At		Date		Shares		Market Value		Deployed		Cash On Hand		Annualized %	
				03/13/17	\$15.51	Sell		1,300	\$20,163.00	\$12,893.87	\$9.92	\$3,606.13	\$7,269.13		
				03/14/17	\$15.35	Sell		1,300	\$19,955.00	\$12,893.87	\$9.92	\$3,606.13	\$7,061.13		
				03/15/17	\$15.71	Sell		1,300	\$20,423.00	\$12,893.87	\$9.92	\$3,606.13	\$7,529.13		
				03/16/17	\$15.65	Sell		1,300	\$20,345.00	\$12,893.87	\$9.92	\$3,606.13	\$7,451.13		
				03/17/17	\$15.55	Sell		1,300	\$20,215.00	\$12,893.87	\$9.92	\$3,606.13	\$7,321.13		
				03/20/17	\$15.49	Sell		1,300	\$20,137.00	\$12,893.87	\$9.92	\$3,606.13	\$7,243.13		
				03/21/17	\$14.91	Sell		1,300	\$19,383.00	\$12,893.87	\$9.92	\$3,606.13	\$6,489.13		
				03/22/17	\$15.00	Sell		1,300	\$19,500.00	\$12,893.87	\$9.92	\$3,606.13	\$6,606.13		
				03/23/17	\$14.95	Sell		1,300	\$19,435.00	\$12,893.87	\$9.92	\$3,606.13	\$6,541.13		
				03/24/17	\$14.92	Sell		1,300	\$19,396.00	\$12,893.87	\$9.92	\$3,606.13	\$6,502.13		
				03/27/17	\$14.87	Sell		1,300	\$19,331.00	\$12,893.87	\$9.92	\$3,606.13	\$6,437.13		
				03/28/17	\$15.18	Sell		1,300	\$19,734.00	\$12,893.87	\$9.92	\$3,606.13	\$6,840.13		
				03/29/17	\$15.25	Sell		1,300	\$19,825.00	\$12,893.87	\$9.92	\$3,606.13	\$6,931.13		
				03/30/17	\$15.37	Sell		1,300	\$19,981.00	\$12,893.87	\$9.92	\$3,606.13	\$7,087.13		
				03/31/17	\$15.26	Sell		1,300	\$19,838.00	\$12,893.87	\$9.92	\$3,606.13	\$6,944.13		
				04/03/17	\$15.20	Sell		1,300	\$19,760.00	\$12,893.87	\$9.92	\$3,606.13	\$6,866.13		
				04/04/17	\$15.22	Sell		1,300	\$19,786.00	\$12,893.87	\$9.92	\$3,606.13	\$6,892.13		
				04/05/17	\$15.07	Sell		1,300	\$19,591.00	\$12,893.87	\$9.92	\$3,606.13	\$6,697.13		
				04/06/17	\$15.20	Sell		1,300	\$19,760.00	\$12,893.87	\$9.92	\$3,606.13	\$6,866.13		
				04/07/17	\$15.15	Sell		1,300	\$19,695.00	\$12,893.87	\$9.92	\$3,606.13	\$6,801.13		
				04/10/17	\$15.17	Sell		1,300	\$19,721.00	\$12,893.87	\$9.92	\$3,606.13	\$6,827.13		
				04/11/17	\$15.12	Sell		1,300	\$19,656.00	\$12,893.87	\$9.92	\$3,606.13	\$6,762.13		
				04/12/17	\$14.93	Sell		1,300	\$19,409.00	\$12,893.87	\$9.92	\$3,606.13	\$6,515.13		
				04/13/17	\$14.65	Sell		1,300	\$19,045.00	\$12,893.87	\$9.92	\$3,606.13	\$6,151.13		
				04/17/17	\$15.02	Sell		1,300	\$19,526.00	\$12,893.87	\$9.92	\$3,606.13	\$6,632.13		
				04/18/17	\$14.87	Sell		1,300	\$19,331.00	\$12,893.87	\$9.92	\$3,606.13	\$6,437.13		
				04/19/17	\$14.80	Sell		1,300	\$19,240.00	\$12,893.87	\$9.92	\$3,606.13	\$6,346.13		
				04/20/17	\$15.14	Sell		1,300	\$19,682.00	\$12,893.87	\$9.92	\$3,606.13	\$6,788.13		
				04/21/17	\$15.01	Sell		1,300	\$19,513.00	\$12,893.87	\$9.92	\$3,606.13	\$6,619.13		

S&P 500 - 3x		Ticker: UPRO		Number of Shares To Buy On: 1/2/15			276		Periodic Credit/Debit \$550.00				Optional AA PLUS! \$184.00				
Automated Investing With Discipline.				AA AUTOMATED ALLOCATIONS		The Strategy That Adjusts. Automatically.						Initial Account (+/- Cash in/out): \$66,500.00		Number of Buys: 50			
Total Amount Committed: \$5,500.00				Force #	\$10.46	Action	Action Amount	Action Shares	Shares	Market Value	\$2,886.96	\$10.46	Action	\$2,613.04	Total Number of Trades: 88		
Next BUY At	Next SELL At	Date	Shares	Price	Action	Amount	Shares	Shares	Market Value	Deployed	Avg Cost	Override	Cash On Hand	Total Gain \$	Annualized %	+/- Cash	
		04/24/17		\$15.49	Sell			1,300	\$20,137.00	\$12,893.87	\$9.92		\$3,606.13	\$7,243.13			
		04/25/17		\$15.76	Sell			1,300	\$20,488.00	\$12,893.87	\$9.92		\$3,606.13	\$7,594.13			
		04/26/17		\$15.74	Sell			1,300	\$20,462.00	\$12,893.87	\$9.92		\$3,606.13	\$7,568.13			
		04/27/17		\$15.78	Sell			1,300	\$20,514.00	\$12,893.87	\$9.92		\$3,606.13	\$7,620.13			
		04/28/17		\$15.68	Sell			1,300	\$20,384.00	\$12,893.87	\$9.92		\$3,606.13	\$7,490.13			
		05/01/17	47	\$15.78	Buy	\$741.66	47	1,347	\$21,255.66	\$13,635.53	\$10.12		\$3,414.47	\$7,620.13		\$550.00	
		05/02/17		\$15.81	Sell			1,347	\$21,296.07	\$13,635.53	\$10.12		\$2,864.47	\$7,660.54		-\$550.00	
		05/03/17		\$15.76	Sell			1,347	\$21,228.72	\$13,635.53	\$10.12		\$2,864.47	\$7,593.19			
		05/04/17		\$15.79	Sell			1,347	\$21,269.13	\$13,635.53	\$10.12		\$2,864.47	\$7,633.60			
		05/05/17		\$15.98	Sell			1,347	\$21,525.06	\$13,635.53	\$10.12		\$2,864.47	\$7,889.53			
		05/08/17		\$15.98	Sell			1,347	\$21,525.06	\$13,635.53	\$10.12		\$2,864.47	\$7,889.53			
		05/09/17		\$15.93	Sell			1,347	\$21,457.71	\$13,635.53	\$10.12		\$2,864.47	\$7,822.18			
		05/10/17		\$16.01	Sell			1,347	\$21,565.47	\$13,635.53	\$10.12		\$2,864.47	\$7,929.94			
		05/11/17		\$15.92	Sell			1,347	\$21,444.24	\$13,635.53	\$10.12		\$2,864.47	\$7,808.71			
		05/12/17		\$15.84	Sell			1,347	\$21,336.48	\$13,635.53	\$10.12		\$2,864.47	\$7,700.95			
		05/15/17		\$16.07	Sell			1,347	\$21,646.29	\$13,635.53	\$10.12		\$2,864.47	\$8,010.76			
		05/16/17		\$16.04	Sell			1,347	\$21,605.88	\$13,635.53	\$10.12		\$2,864.47	\$7,970.35			
		05/17/17		\$15.20	Sell			1,347	\$20,474.40	\$13,635.53	\$10.12		\$2,864.47	\$6,838.87			
		05/18/17		\$15.35	Sell			1,347	\$20,676.45	\$13,635.53	\$10.12		\$2,864.47	\$7,040.92			
		05/19/17		\$15.65	Sell			1,347	\$21,080.55	\$13,635.53	\$10.12		\$2,864.47	\$7,445.02			
		05/22/17		\$15.90	Sell			1,347	\$21,417.30	\$13,635.53	\$10.12		\$2,864.47	\$7,781.77			
		05/23/17		\$16.00	Sell			1,347	\$21,552.00	\$13,635.53	\$10.12		\$2,864.47	\$7,916.47			
		05/24/17		\$16.09	Sell			1,347	\$21,673.23	\$13,635.53	\$10.12		\$2,864.47	\$8,037.70			
		05/25/17		\$16.32	Sell			1,347	\$21,983.04	\$13,635.53	\$10.12		\$2,864.47	\$8,347.51			
		05/26/17		\$16.33	Sell			1,347	\$21,996.51	\$13,635.53	\$10.12		\$2,864.47	\$8,360.98			
		05/30/17		\$16.29	Sell			1,347	\$21,942.63	\$13,635.53	\$10.12		\$2,864.47	\$8,307.10			
		05/31/17		\$16.26	Sell			1,347	\$21,902.22	\$13,635.53	\$10.12		\$2,864.47	\$8,266.69			
		06/01/17		\$16.64	Sell			1,347	\$22,414.08	\$13,635.53	\$10.12		\$2,864.47	\$8,778.55			
		06/02/17		\$16.80	Sell			1,347	\$22,629.60	\$13,635.53	\$10.12		\$2,864.47	\$8,994.07			

S&P 500 - 3x		Ticker: UPRO		Number of Shares To Buy On: 1/2/15		276		Periodic Credit/Debit		\$550.00		Optional AA PLUS!		\$184.00									
Automated Investing With Discipline.				 AUTOMATED ALLOCATIONS		The Strategy That Adjusts. Automatically.				Initial Account (+/- Cash in/out):		\$66,500.00		Number of Buys: 50									
Total Amount Committed:				\$5,500.00		Force #		\$10.46		Action		\$2,613.04		Total Number of Trades: 88									
Next BUY At		Next SELL At		Date		Shares		Market Value		Deployed		Avg Cost		Override		Cash On Hand		Total Gain \$		Annualized %		+/- Cash	
				06/05/17		\$16.78	Sell			1,347	\$22,602.66	\$13,635.53	\$10.12			\$2,864.47	\$8,967.13						
				06/06/17		\$16.63	Sell			1,347	\$22,400.61	\$13,635.53	\$10.12			\$2,864.47	\$8,765.08						
				06/07/17		\$16.70	Sell			1,347	\$22,494.90	\$13,635.53	\$10.12			\$2,864.47	\$8,859.37						
				06/08/17		\$16.72	Sell			1,347	\$22,521.84	\$13,635.53	\$10.12			\$2,864.47	\$8,886.31						
				06/09/17		\$16.65	Sell			1,347	\$22,427.55	\$13,635.53	\$10.12			\$2,864.47	\$8,792.02						
				06/12/17		\$16.63	Sell			1,347	\$22,400.61	\$13,635.53	\$10.12			\$2,864.47	\$8,765.08						
				06/13/17		\$16.87	Sell	\$2,142.49	127	1,220	\$20,581.40	\$11,493.04	\$9.42			\$5,006.96	\$9,088.36						
				06/14/17		\$16.81	Sell			1,220	\$20,508.20	\$11,493.04	\$9.42			\$5,006.96	\$9,015.16						
				06/15/17		\$16.71	Sell			1,220	\$20,386.20	\$11,493.04	\$9.42			\$5,006.96	\$8,893.16						
				06/16/17		\$16.71	Sell			1,220	\$20,386.20	\$11,493.04	\$9.42			\$5,006.96	\$8,893.16						
				06/19/17		\$17.13	Sell			1,220	\$20,898.60	\$11,493.04	\$9.42			\$5,006.96	\$9,405.56						
				06/20/17		\$16.80	Sell			1,220	\$20,496.00	\$11,493.04	\$9.42			\$5,006.96	\$9,002.96						
				06/21/17		\$16.77	Sell			1,220	\$20,459.40	\$11,493.04	\$9.42			\$5,006.96	\$8,966.36						
				06/22/17		\$16.75	Sell			1,220	\$20,435.00	\$11,493.04	\$9.42			\$5,006.96	\$8,941.96						
				06/23/17		\$16.82	Sell			1,220	\$20,520.40	\$11,493.04	\$9.42			\$5,006.96	\$9,027.36						
				06/26/17		\$16.83	Sell			1,220	\$20,532.60	\$11,493.04	\$9.42			\$5,006.96	\$9,039.56						
				06/27/17		\$16.44	Sell			1,220	\$20,056.80	\$11,493.04	\$9.42			\$5,006.96	\$8,563.76						
				06/28/17		\$16.86	Sell			1,220	\$20,569.20	\$11,493.04	\$9.42			\$5,006.96	\$9,076.16						
				06/29/17		\$16.43	Sell			1,220	\$20,044.60	\$11,493.04	\$9.42			\$5,006.96	\$8,551.56						
				06/30/17		\$16.51	Sell			1,220	\$20,142.20	\$11,493.04	\$9.42			\$5,006.96	\$8,649.16						
				07/03/17		\$16.59	Sell			1,220	\$20,239.80	\$11,493.04	\$9.42			\$5,006.96	\$8,746.76						
				07/05/17		\$16.70	Sell			1,220	\$20,374.00	\$11,493.04	\$9.42			\$5,006.96	\$8,880.96						
				07/06/17		\$16.25	Sell			1,220	\$19,825.00	\$11,493.04	\$9.42			\$5,006.96	\$8,331.96						
				07/07/17		\$16.55	Sell			1,220	\$20,191.00	\$11,493.04	\$9.42			\$5,006.96	\$8,697.96						
				07/10/17		\$16.60	Sell			1,220	\$20,252.00	\$11,493.04	\$9.42			\$5,006.96	\$8,758.96						
				07/11/17		\$16.56	Sell			1,220	\$20,203.20	\$11,493.04	\$9.42			\$5,006.96	\$8,710.16						
				07/12/17		\$16.93	Sell			1,220	\$20,654.60	\$11,493.04	\$9.42			\$5,006.96	\$9,161.56						
				07/13/17		\$17.01	Sell			1,220	\$20,752.20	\$11,493.04	\$9.42			\$5,006.96	\$9,259.16						
				07/14/17		\$17.24	Sell			1,220	\$21,032.80	\$11,493.04	\$9.42			\$5,006.96	\$9,539.76						


S&P 500 - 3x		Ticker: UPRO		Number of Shares To Buy On: 1/2/15		276		Periodic Credit/Debit		\$550.00		Optional AA PLUS!		\$184.00		
Automated Investing With Discipline.				 AUTOMATED ALLOCATIONS		The Strategy That Adjusts. Automatically.				Initial Account (+/- Cash in/out):		\$66,500.00		Number of Buys: 50		
Total Amount Committed:				\$5,500.00		Force #		\$10.46		Action		\$2,613.04		Total Number of Trades: 88		
Next BUY At	Next SELL At	Date	Shares	Price	Action	Action Amount	Action Shares	Shares	Market Value	Deployed	Avg Cost	Override	Cash On Hand	Total Gain \$	Annualized %	+/- Cash
		07/17/17		\$17.24	Sell			1,220	\$21,032.80	\$11,493.04	\$9.42		\$5,006.96	\$9,539.76		
		07/18/17		\$17.27	Sell			1,220	\$21,069.40	\$11,493.04	\$9.42		\$5,006.96	\$9,576.36		
		07/19/17		\$17.55	Sell			1,220	\$21,411.00	\$11,493.04	\$9.42		\$5,006.96	\$9,917.96		
		07/20/17		\$17.56	Sell			1,220	\$21,423.20	\$11,493.04	\$9.42		\$5,006.96	\$9,930.16		
		07/21/17		\$17.52	Sell			1,220	\$21,374.40	\$11,493.04	\$9.42		\$5,006.96	\$9,881.36		
		07/24/17		\$17.51	Sell			1,220	\$21,362.20	\$11,493.04	\$9.42		\$5,006.96	\$9,869.16		
		07/25/17		\$17.61	Sell			1,220	\$21,484.20	\$11,493.04	\$9.42		\$5,006.96	\$9,991.16		
		07/26/17		\$17.62	Sell			1,220	\$21,496.40	\$11,493.04	\$9.42		\$5,006.96	\$10,003.36		
		07/27/17		\$17.58	Sell			1,220	\$21,447.60	\$11,493.04	\$9.42		\$5,006.96	\$9,954.56		
		07/28/17		\$17.50	Sell			1,220	\$21,350.00	\$11,493.04	\$9.42		\$5,006.96	\$9,856.96		
		07/31/17		\$17.48	Sell			1,220	\$21,325.60	\$11,493.04	\$9.42		\$5,006.96	\$9,832.56		
		08/01/17		\$17.58	Sell			1,220	\$21,447.60	\$11,493.04	\$9.42		\$5,006.96	\$9,954.56		
		08/02/17		\$17.60	Sell			1,220	\$21,472.00	\$11,493.04	\$9.42		\$5,006.96	\$9,978.96		
		08/03/17		\$17.52	Sell			1,220	\$21,374.40	\$11,493.04	\$9.42		\$5,006.96	\$9,881.36		
		08/04/17		\$17.59	Sell			1,220	\$21,459.80	\$11,493.04	\$9.42		\$5,006.96	\$9,966.76		
		08/07/17		\$17.69	Sell			1,220	\$21,581.80	\$11,493.04	\$9.42		\$5,006.96	\$10,088.76		
		08/08/17		\$17.58	Sell			1,220	\$21,447.60	\$11,493.04	\$9.42		\$5,006.96	\$9,954.56		
		08/09/17		\$17.55	Sell			1,220	\$21,411.00	\$11,493.04	\$9.42		\$5,006.96	\$9,917.96		
		08/10/17		\$16.82	Sell			1,220	\$20,520.40	\$11,493.04	\$9.42		\$5,006.96	\$9,027.36		
		08/11/17		\$16.88	Sell			1,220	\$20,593.60	\$11,493.04	\$9.42		\$5,006.96	\$9,100.56		
		08/14/17		\$17.38	Sell			1,220	\$21,203.60	\$11,493.04	\$9.42		\$5,006.96	\$9,710.56		
		08/15/17		\$17.38	Sell			1,220	\$21,203.60	\$11,493.04	\$9.42		\$5,006.96	\$9,710.56		
		08/16/17		\$17.45	Sell			1,220	\$21,289.00	\$11,493.04	\$9.42		\$5,006.96	\$9,795.96		
		08/17/17		\$16.65	Sell			1,220	\$20,313.00	\$11,493.04	\$9.42		\$5,006.96	\$8,819.96		
		08/18/17		\$16.55	Sell			1,220	\$20,191.00	\$11,493.04	\$9.42		\$5,006.96	\$8,697.96		
		08/21/17		\$16.60	Sell			1,220	\$20,252.00	\$11,493.04	\$9.42		\$5,006.96	\$8,758.96		
		08/22/17		\$17.09	Sell			1,220	\$20,849.80	\$11,493.04	\$9.42		\$5,006.96	\$9,356.76		
		08/23/17		\$16.92	Sell			1,220	\$20,642.40	\$11,493.04	\$9.42		\$5,006.96	\$9,149.36		
		08/24/17		\$16.81	Sell			1,220	\$20,508.20	\$11,493.04	\$9.42		\$5,006.96	\$9,015.16		

S&P 500 - 3x		Ticker: UPRO		Number of Shares To Buy On: 1/2/15		276		Periodic Credit/Debit		\$550.00		Optional AA PLUS!		\$184.00		
Automated Investing With Discipline.				AA AUTOMATED ALLOCATIONS		The Strategy That Adjusts. Automatically.				Initial Account (+/- Cash in/out):		\$66,500.00		Number of Buys: 50		
Total Amount Committed:				\$5,500.00		Force #		\$10.46		Action		\$2,613.04		Total Number of Trades: 88		
Next BUY At	Next SELL At	Date	Shares	Price	Action	Action Amount	Action Shares	Shares	Market Value	Deployed	Avg Cost	Override	Cash On Hand	Total Gain \$	Annualized %	+/- Cash
		08/25/17		\$16.92	Sell			1,220	\$20,642.40	\$11,493.04	\$9.42		\$5,006.96	\$9,149.36		
		08/28/17		\$16.92	Sell			1,220	\$20,642.40	\$11,493.04	\$9.42		\$5,006.96	\$9,149.36		
		08/29/17		\$16.97	Sell			1,220	\$20,703.40	\$11,493.04	\$9.42		\$5,006.96	\$9,210.36		
		08/30/17		\$17.22	Sell			1,220	\$21,008.40	\$11,493.04	\$9.42		\$5,006.96	\$9,515.36		
		08/31/17		\$17.51	Sell			1,220	\$21,362.20	\$11,493.04	\$9.42		\$5,006.96	\$9,869.16		
		09/01/17	42	\$17.61	Buy	\$739.62	42	1,262	\$22,223.82	\$12,232.66	\$9.69		\$4,817.34	\$9,991.16		\$550.00
		09/05/17		\$17.21	Sell			1,262	\$21,719.02	\$12,232.66	\$9.69		\$4,267.34	\$9,486.36		-\$550.00
		09/06/17		\$17.39	Sell			1,262	\$21,946.18	\$12,232.66	\$9.69		\$4,267.34	\$9,713.52		
		09/07/17		\$17.37	Sell			1,262	\$21,920.94	\$12,232.66	\$9.69		\$4,267.34	\$9,688.28		
		09/08/17		\$17.30	Sell			1,262	\$21,832.60	\$12,232.66	\$9.69		\$4,267.34	\$9,599.94		
		09/11/17		\$17.84	Sell			1,262	\$22,514.08	\$12,232.66	\$9.69		\$4,267.34	\$10,281.42		
		09/12/17		\$18.04	Sell			1,262	\$22,766.48	\$12,232.66	\$9.69		\$4,267.34	\$10,533.82		
		09/13/17		\$18.07	Sell			1,262	\$22,804.34	\$12,232.66	\$9.69		\$4,267.34	\$10,571.68		
		09/14/17		\$18.05	Sell			1,262	\$22,779.10	\$12,232.66	\$9.69		\$4,267.34	\$10,546.44		
		09/15/17		\$18.13	Sell			1,262	\$22,880.06	\$12,232.66	\$9.69		\$4,267.34	\$10,647.40		
		09/18/17		\$18.22	Sell			1,262	\$22,993.64	\$12,232.66	\$9.69		\$4,267.34	\$10,760.98		
		09/19/17		\$18.27	Sell			1,262	\$23,056.74	\$12,232.66	\$9.69		\$4,267.34	\$10,824.08		
		09/20/17		\$18.30	Sell			1,262	\$23,094.60	\$12,232.66	\$9.69		\$4,267.34	\$10,861.94		
		09/21/17		\$18.14	Sell			1,262	\$22,892.68	\$12,232.66	\$9.69		\$4,267.34	\$10,660.02		
		09/22/17		\$18.15	Sell			1,262	\$22,905.30	\$12,232.66	\$9.69		\$4,267.34	\$10,672.64		
		09/25/17		\$18.04	Sell			1,262	\$22,766.48	\$12,232.66	\$9.69		\$4,267.34	\$10,533.82		
		09/26/17		\$18.07	Sell			1,262	\$22,804.34	\$12,232.66	\$9.69		\$4,267.34	\$10,571.68		
		09/27/17		\$18.26	Sell			1,262	\$23,044.12	\$12,232.66	\$9.69		\$4,267.34	\$10,811.46		
		09/28/17		\$18.33	Sell			1,262	\$23,132.46	\$12,232.66	\$9.69		\$4,267.34	\$10,899.80		
		09/29/17		\$18.51	Sell			1,262	\$23,359.62	\$12,232.66	\$9.69		\$4,267.34	\$11,126.96		
		10/02/17		\$18.75	Sell	\$2,306.25	123	1,139	\$21,356.25	\$9,926.41	\$8.72		\$6,573.59	\$11,429.84		
		10/03/17		\$18.88	Sell			1,139	\$21,504.32	\$9,926.41	\$8.72		\$6,573.59	\$11,577.91		
		10/04/17		\$18.94	Sell			1,139	\$21,572.66	\$9,926.41	\$8.72		\$6,573.59	\$11,646.25		
		10/05/17		\$19.27	Sell			1,139	\$21,948.53	\$9,926.41	\$8.72		\$6,573.59	\$12,022.12		

S&P 500 - 3x		Ticker: UPRO		Number of Shares To Buy On: 1/2/15		276		Periodic Credit/Debit		\$550.00		Optional AA PLUS!		\$184.00		
Automated Investing With Discipline.				AA AUTOMATED ALLOCATIONS		The Strategy That Adjusts. Automatically.				Initial Account (+/- Cash in/out):		\$66,500.00		Number of Buys: 50		
Total Amount Committed:				\$5,500.00		Force #		\$10.46		Action		\$2,613.04		Total Number of Trades: 88		
Next BUY At	Next SELL At	Date	Shares	Price	Action	Action Amount	Action Shares	Shares	Market Value	Deployed	Avg Cost	Override	Cash On Hand	Total Gain \$	Annualized %	+/- Cash
		10/06/17		\$19.22	Sell			1,139	\$21,891.58	\$9,926.41	\$8.72		\$6,573.59	\$11,965.17		
		10/09/17		\$19.12	Sell			1,139	\$21,777.68	\$9,926.41	\$8.72		\$6,573.59	\$11,851.27		
		10/10/17		\$19.25	Sell			1,139	\$21,925.75	\$9,926.41	\$8.72		\$6,573.59	\$11,999.34		
		10/11/17		\$19.34	Sell			1,139	\$22,028.26	\$9,926.41	\$8.72		\$6,573.59	\$12,101.85		
		10/12/17		\$19.26	Sell			1,139	\$21,937.14	\$9,926.41	\$8.72		\$6,573.59	\$12,010.73		
		10/13/17		\$19.31	Sell			1,139	\$21,994.09	\$9,926.41	\$8.72		\$6,573.59	\$12,067.68		
		10/16/17		\$19.39	Sell			1,139	\$22,085.21	\$9,926.41	\$8.72		\$6,573.59	\$12,158.80		
		10/17/17		\$19.43	Sell			1,139	\$22,130.77	\$9,926.41	\$8.72		\$6,573.59	\$12,204.36		
		10/18/17		\$19.49	Sell			1,139	\$22,199.11	\$9,926.41	\$8.72		\$6,573.59	\$12,272.70		
		10/19/17		\$19.51	Sell			1,139	\$22,221.89	\$9,926.41	\$8.72		\$6,573.59	\$12,295.48		
		10/20/17		\$19.79	Sell			1,139	\$22,540.81	\$9,926.41	\$8.72		\$6,573.59	\$12,614.40		
		10/23/17		\$19.57	Sell			1,139	\$22,290.23	\$9,926.41	\$8.72		\$6,573.59	\$12,363.82		
		10/24/17		\$19.66	Sell			1,139	\$22,392.74	\$9,926.41	\$8.72		\$6,573.59	\$12,466.33		
		10/25/17		\$19.39	Sell			1,139	\$22,085.21	\$9,926.41	\$8.72		\$6,573.59	\$12,158.80		
		10/26/17		\$19.43	Sell			1,139	\$22,130.77	\$9,926.41	\$8.72		\$6,573.59	\$12,204.36		
		10/27/17		\$19.92	Sell			1,139	\$22,688.88	\$9,926.41	\$8.72		\$6,573.59	\$12,762.47		
		10/30/17		\$19.70	Sell			1,139	\$22,438.30	\$9,926.41	\$8.72		\$6,573.59	\$12,511.89		
		10/31/17		\$19.78	Sell			1,139	\$22,529.42	\$9,926.41	\$8.72		\$6,573.59	\$12,603.01		
		11/01/17		\$19.88	Sell			1,139	\$22,643.32	\$9,926.41	\$8.72		\$6,573.59	\$12,716.91		
		11/02/17		\$19.89	Sell			1,139	\$22,654.71	\$9,926.41	\$8.72		\$6,573.59	\$12,728.30		
		11/03/17		\$20.07	Sell			1,139	\$22,859.73	\$9,926.41	\$8.72		\$6,573.59	\$12,933.32		
		11/06/17		\$20.15	Sell			1,139	\$22,950.85	\$9,926.41	\$8.72		\$6,573.59	\$13,024.44		
		11/07/17		\$20.13	Sell			1,139	\$22,928.07	\$9,926.41	\$8.72		\$6,573.59	\$13,001.66		
		11/08/17		\$20.23	Sell			1,139	\$23,041.97	\$9,926.41	\$8.72		\$6,573.59	\$13,115.56		
		11/09/17		\$20.00	Sell			1,139	\$22,780.00	\$9,926.41	\$8.72		\$6,573.59	\$12,853.59		
		11/10/17		\$19.97	Sell			1,139	\$22,745.83	\$9,926.41	\$8.72		\$6,573.59	\$12,819.42		
		11/13/17		\$20.02	Sell			1,139	\$22,802.78	\$9,926.41	\$8.72		\$6,573.59	\$12,876.37		
		11/14/17		\$19.90	Sell			1,139	\$22,666.10	\$9,926.41	\$8.72		\$6,573.59	\$12,739.69		
		11/15/17		\$19.59	Sell			1,139	\$22,313.01	\$9,926.41	\$8.72		\$6,573.59	\$12,386.60		


S&P 500 - 3x		Ticker: UPRO		Number of Shares To Buy On: 1/2/15		276		Periodic Credit/Debit \$550.00		Optional AA PLUS! \$184.00																							
Automated Investing With Discipline.				AA AUTOMATED ALLOCATIONS		The Strategy That Adjusts. Automatically.				Initial Account (+/- Cash in/out): \$66,500.00		Number of Buys: 50																					
Total Amount Committed: \$5,500.00				Force #		\$10.46		Action		Action		Shares		Market Value		\$2,886.96		\$10.46		Action		\$2,613.04		Total Number of Trades: 88									
Next BUY At		Next SELL At		Date		Shares		Price		Action		Action Amount		Action Shares		Shares		Market Value		Deployed		Avg Cost		Override		Cash On Hand		Total Gain \$		Annualized %		+/- Cash	
				12/29/17				\$22.27		Sell							1,016	\$22,626.32			\$7,337.26		\$7.22			\$9,162.74	\$15,289.06						
				01/02/18	362			\$22.73		Buy	\$8,228.26	362	1,378	\$31,321.94				\$15,565.52			\$11.30				\$6,984.48	\$15,756.42				\$6,050.00			
				01/03/18				\$23.14		Sell			1,378	\$31,886.92				\$15,565.52			\$11.30				\$6,434.48	\$16,321.40				-\$550.00			
				01/04/18				\$23.44		Sell			1,378	\$32,300.32				\$15,565.52			\$11.30				\$6,434.48	\$16,734.80							
				01/05/18				\$23.89		Sell	\$3,320.71	139	1,239	\$29,599.71				\$12,244.81			\$9.88				\$9,755.19	\$17,354.90							
				01/08/18				\$24.01		Sell			1,239	\$29,748.39				\$12,244.81			\$9.88				\$9,755.19	\$17,503.58							
				01/09/18				\$24.18		Sell			1,239	\$29,959.02				\$12,244.81			\$9.88				\$9,755.19	\$17,714.21							
				01/10/18				\$24.07		Sell			1,239	\$29,822.73				\$12,244.81			\$9.88				\$9,755.19	\$17,577.92							
				01/11/18				\$24.57		Sell			1,239	\$30,442.23				\$12,244.81			\$9.88				\$9,755.19	\$18,197.42							
				01/12/18				\$25.05		Sell			1,239	\$31,036.95				\$12,244.81			\$9.88				\$9,755.19	\$18,792.14							
				01/16/18				\$24.79		Sell			1,239	\$30,714.81				\$12,244.81			\$9.88				\$9,755.19	\$18,470.00							
				01/17/18				\$25.50		Sell			1,239	\$31,594.50				\$12,244.81			\$9.88				\$9,755.19	\$19,349.69							
				01/18/18				\$25.39		Sell			1,239	\$31,458.21				\$12,244.81			\$9.88				\$9,755.19	\$19,213.40							
				01/19/18				\$25.70		Sell			1,239	\$31,842.30				\$12,244.81			\$9.88				\$9,755.19	\$19,597.49							
				01/22/18				\$26.33		Sell			1,239	\$32,622.87				\$12,244.81			\$9.88				\$9,755.19	\$20,378.06							
				01/23/18				\$26.51		Sell	\$3,260.73	123	1,116	\$29,585.16				\$8,984.08			\$8.05				\$13,015.92	\$20,601.08							
				01/24/18				\$26.47		Sell			1,116	\$29,540.52				\$8,984.08			\$8.05				\$13,015.92	\$20,556.44							
				01/25/18				\$26.50		Sell			1,116	\$29,574.00				\$8,984.08			\$8.05				\$13,015.92	\$20,589.92							
				01/26/18				\$27.40		Sell			1,116	\$30,578.40				\$8,984.08			\$8.05				\$13,015.92	\$21,594.32							
				01/29/18				\$26.84		Sell			1,116	\$29,953.44				\$8,984.08			\$8.05				\$13,015.92	\$20,969.36							
				01/30/18				\$26.01		Sell			1,116	\$29,027.16				\$8,984.08			\$8.05				\$13,015.92	\$20,043.08							
				01/31/18				\$26.33		Sell			1,116	\$29,384.28				\$8,984.08			\$8.05				\$13,015.92	\$20,400.20							
				02/01/18				\$25.96		Sell			1,116	\$28,971.36				\$8,984.08			\$8.05				\$13,015.92	\$19,987.28							
				02/02/18				\$24.28		Sell			1,116	\$27,096.48				\$8,984.08			\$8.05				\$13,015.92	\$18,112.40							
				02/05/18				\$21.30		Buy			1,116	\$23,770.80				\$8,984.08			\$8.05				\$13,015.92	\$14,786.72							
				02/06/18				\$22.53		Buy			1,116	\$25,143.48				\$8,984.08			\$8.05				\$13,015.92	\$16,159.40							
				02/07/18				\$22.10		Buy			1,116	\$24,663.60				\$8,984.08			\$8.05				\$13,015.92	\$15,679.52							
				02/08/18				\$19.64		Buy			1,116	\$21,918.24				\$8,984.08			\$8.05				\$13,015.92	\$12,934.16							
				02/09/18				\$20.55		Buy			1,116	\$22,933.80				\$8,984.08			\$8.05				\$13,015.92	\$13,949.72							


Rule #2
 Periodic Credit/Debit
 +
 Annual Addition
 (\$5,500 + \$550)


S&P 500 - 3x		Ticker: UPRO		Number of Shares To Buy On: 1/2/15		276		Periodic Credit/Debit		\$550.00		Optional AA PLUS!		\$184.00									
Automated Investing With Discipline.				 AUTOMATED ALLOCATIONS		The Strategy That Adjusts. Automatically.				Initial Account (+/- Cash in/out):		\$66,500.00		Number of Buys: 50									
Total Amount Committed:				\$5,500.00		Force #		\$10.46		Action		\$2,613.04		Total Number of Trades: 88									
Next BUY At		Next SELL At		Date		Shares		Market Value		Deployed		Avg Cost		Override		Cash On Hand		Total Gain \$		Annualized %		+/- Cash	
				02/12/18		\$21.36	Buy			1,116	\$23,837.76	\$8,984.08	\$8.05			\$13,015.92	\$14,853.68						
				02/13/18		\$21.54	Buy			1,116	\$24,038.64	\$8,984.08	\$8.05			\$13,015.92	\$15,054.56						
				02/14/18		\$22.43	Buy			1,116	\$25,031.88	\$8,984.08	\$8.05			\$13,015.92	\$16,047.80						
				02/15/18		\$23.25	Sell			1,116	\$25,947.00	\$8,984.08	\$8.05			\$13,015.92	\$16,962.92						
				02/16/18		\$23.27	Sell			1,116	\$25,969.32	\$8,984.08	\$8.05			\$13,015.92	\$16,985.24						
				02/20/18		\$22.86	Buy			1,116	\$25,511.76	\$8,984.08	\$8.05			\$13,015.92	\$16,527.68						
				02/21/18		\$22.49	Buy			1,116	\$25,098.84	\$8,984.08	\$8.05			\$13,015.92	\$16,114.76						
				02/22/18		\$22.58	Buy			1,116	\$25,199.28	\$8,984.08	\$8.05			\$13,015.92	\$16,215.20						
				02/23/18		\$23.66	Sell			1,116	\$26,404.56	\$8,984.08	\$8.05			\$13,015.92	\$17,420.48						
				02/26/18		\$24.48	Sell			1,116	\$27,319.68	\$8,984.08	\$8.05			\$13,015.92	\$18,335.60						
				02/27/18		\$23.54	Sell			1,116	\$26,270.64	\$8,984.08	\$8.05			\$13,015.92	\$17,286.56						
				02/28/18		\$22.77	Buy			1,116	\$25,411.32	\$8,984.08	\$8.05			\$13,015.92	\$16,427.24						
				03/01/18		\$21.84	Buy			1,116	\$24,373.44	\$8,984.08	\$8.05			\$13,015.92	\$15,389.36						
				03/02/18		\$22.18	Buy			1,116	\$24,752.88	\$8,984.08	\$8.05			\$13,015.92	\$15,768.80						
				03/05/18		\$22.93	Buy			1,116	\$25,589.88	\$8,984.08	\$8.05			\$13,015.92	\$16,605.80						
				03/06/18		\$23.11	Sell			1,116	\$25,790.76	\$8,984.08	\$8.05			\$13,015.92	\$16,806.68						
				03/07/18		\$23.08	Sell			1,116	\$25,757.28	\$8,984.08	\$8.05			\$13,015.92	\$16,773.20						
				03/08/18		\$23.39	Sell			1,116	\$26,103.24	\$8,984.08	\$8.05			\$13,015.92	\$17,119.16						
				03/09/18		\$24.61	Sell			1,116	\$27,464.76	\$8,984.08	\$8.05			\$13,015.92	\$18,480.68						
				03/12/18		\$24.52	Sell			1,116	\$27,364.32	\$8,984.08	\$8.05			\$13,015.92	\$18,380.24						
				03/13/18		\$24.05	Sell			1,116	\$26,839.80	\$8,984.08	\$8.05			\$13,015.92	\$17,855.72						
				03/14/18		\$23.66	Sell			1,116	\$26,404.56	\$8,984.08	\$8.05			\$13,015.92	\$17,420.48						
				03/15/18		\$23.58	Sell			1,116	\$26,315.28	\$8,984.08	\$8.05			\$13,015.92	\$17,331.20						
				03/16/18		\$23.66	Sell			1,116	\$26,404.56	\$8,984.08	\$8.05			\$13,015.92	\$17,420.48						
				03/19/18		\$22.70	Buy			1,116	\$25,333.20	\$8,984.08	\$8.05			\$13,015.92	\$16,349.12						
				03/20/18		\$22.80	Buy			1,116	\$25,444.80	\$8,984.08	\$8.05			\$13,015.92	\$16,460.72						
				03/21/18		\$22.68	Buy			1,116	\$25,310.88	\$8,984.08	\$8.05			\$13,015.92	\$16,326.80						
				03/22/18		\$21.17	Buy			1,116	\$23,625.72	\$8,984.08	\$8.05			\$13,015.92	\$14,641.64						
				03/23/18		\$19.61	Buy			1,116	\$21,884.76	\$8,984.08	\$8.05			\$13,015.92	\$12,900.68						


S&P 500 - 3x		Ticker: UPRO		Number of Shares To Buy On: 1/2/15		276		Periodic Credit/Debit \$550.00		Optional AA PLUS! \$184.00																							
Automated Investing With Discipline.				AA AUTOMATED ALLOCATIONS		The Strategy That Adjusts. Automatically.				Initial Account (+/- Cash in/out): \$66,500.00		Number of Buys: 50																					
Total Amount Committed: \$5,500.00				Force #		\$10.46		Action		Action		Shares		Market Value		\$2,886.96		\$10.46		Action		\$2,613.04		Total Number of Trades: 88									
Next BUY At		Next SELL At		Date		Shares		Price		Action		Action Amount		Shares		Shares		Market Value		Deployed		Avg Cost		Override		Cash On Hand		Total Gain \$		Annualized %		+/- Cash	
				03/26/18				\$21.23	Buy					1,116		\$23,692.68	\$8,984.08	\$8.05			\$13,015.92	\$14,708.60											
				03/27/18				\$20.12	Buy					1,116		\$22,453.92	\$8,984.08	\$8.05			\$13,015.92	\$13,469.84											
				03/28/18				\$19.95	Buy					1,116		\$22,264.20	\$8,984.08	\$8.05			\$13,015.92	\$13,280.12											
				03/29/18				\$20.79	Buy					1,116		\$23,201.64	\$8,984.08	\$8.05			\$13,015.92	\$14,217.56											
				04/02/18				\$19.36	Buy					1,116		\$21,605.76	\$8,984.08	\$8.05			\$13,015.92	\$12,621.68											
				04/03/18				\$20.10	Buy					1,116		\$22,431.60	\$8,984.08	\$8.05			\$13,015.92	\$13,447.52											
				04/04/18				\$20.79	Buy					1,116		\$23,201.64	\$8,984.08	\$8.05			\$13,015.92	\$14,217.56											
				04/05/18				\$21.22	Buy					1,116		\$23,681.52	\$8,984.08	\$8.05			\$13,015.92	\$14,697.44											
				04/06/18				\$19.82	Buy					1,116		\$22,119.12	\$8,984.08	\$8.05			\$13,015.92	\$13,135.04											
				04/09/18				\$20.06	Buy					1,116		\$22,386.96	\$8,984.08	\$8.05			\$13,015.92	\$13,402.88											
				04/10/18				\$21.02	Buy					1,116		\$23,458.32	\$8,984.08	\$8.05			\$13,015.92	\$14,474.24											
				04/11/18				\$20.70	Buy					1,116		\$23,101.20	\$8,984.08	\$8.05			\$13,015.92	\$14,117.12											
				04/12/18				\$21.20	Buy					1,116		\$23,659.20	\$8,984.08	\$8.05			\$13,015.92	\$14,675.12											
				04/13/18				\$21.01	Buy					1,116		\$23,447.16	\$8,984.08	\$8.05			\$13,015.92	\$14,463.08											
				04/16/18				\$21.52	Buy					1,116		\$24,016.32	\$8,984.08	\$8.05			\$13,015.92	\$15,032.24											
				04/17/18				\$22.21	Buy					1,116		\$24,786.36	\$8,984.08	\$8.05			\$13,015.92	\$15,802.28											
				04/18/18				\$22.26	Buy					1,116		\$24,842.16	\$8,984.08	\$8.05			\$13,015.92	\$15,858.08											
				04/19/18				\$21.87	Buy					1,116		\$24,406.92	\$8,984.08	\$8.05			\$13,015.92	\$15,422.84											
				04/20/18				\$21.32	Buy					1,116		\$23,793.12	\$8,984.08	\$8.05			\$13,015.92	\$14,809.04											
				04/23/18				\$21.31	Buy					1,116		\$23,781.96	\$8,984.08	\$8.05			\$13,015.92	\$14,797.88											
				04/24/18				\$20.46	Buy					1,116		\$22,833.36	\$8,984.08	\$8.05			\$13,015.92	\$13,849.28											
				04/25/18				\$20.60	Buy					1,116		\$22,989.60	\$8,984.08	\$8.05			\$13,015.92	\$14,005.52											
				04/26/18				\$21.22	Buy					1,116		\$23,681.52	\$8,984.08	\$8.05			\$13,015.92	\$14,697.44											
				04/27/18				\$21.26	Buy					1,116		\$23,726.16	\$8,984.08	\$8.05			\$13,015.92	\$14,742.08											
				04/30/18				\$20.76	Buy					1,116		\$23,168.16	\$8,984.08	\$8.05			\$13,015.92	\$14,184.08											
				05/01/18		20		\$20.88	Buy	\$417.60	20	1,136	\$23,719.68	\$9,401.68	\$8.28		\$13,148.32	\$14,318.00			\$12,598.32	\$13,818.16							\$550.00				
				05/02/18				\$20.44	Sell			1,136	\$23,219.84	\$9,401.68	\$8.28		\$12,598.32	\$13,818.16												-\$550.00			
				05/03/18				\$20.30	Buy			1,136	\$23,060.80	\$9,401.68	\$8.28		\$12,598.32	\$13,659.12															
				05/04/18				\$21.09	Buy			1,136	\$23,958.24	\$9,401.68	\$8.28		\$12,598.32	\$14,556.56															


Rule #2
Periodic Credit/Debit

S&P 500 - 3x		Ticker: UPRO		Number of Shares To Buy On: 1/2/15		276		Periodic Credit/Debit		\$550.00		Optional AA PLUS!		\$184.00	
Automated Investing With Discipline.				 AUTOMATED ALLOCATIONS		The Strategy That Adjusts. Automatically.				Initial Account (+/- Cash in/out):		\$66,500.00		Number of Buys: 50	
Total Amount Committed:				\$5,500.00		Force #		\$10.46		Action		\$2,613.04		Total Number of Trades: 88	
Next BUY At		Next SELL At		Date		Shares		Market Value		Deployed		Cash On Hand		Annualized %	
				05/07/18	\$21.30	Buy		1,136	\$24,196.80	\$9,401.68	\$8.28		\$12,598.32	\$14,795.12	
				05/08/18	\$21.30	Buy		1,136	\$24,196.80	\$9,401.68	\$8.28		\$12,598.32	\$14,795.12	
				05/09/18	\$21.93	Buy		1,136	\$24,912.48	\$9,401.68	\$8.28		\$12,598.32	\$15,510.80	
				05/10/18	\$22.53	Buy		1,136	\$25,594.08	\$9,401.68	\$8.28		\$12,598.32	\$16,192.40	
				05/11/18	\$22.65	Buy		1,136	\$25,730.40	\$9,401.68	\$8.28		\$12,598.32	\$16,328.72	
				05/14/18	\$22.75	Buy		1,136	\$25,844.00	\$9,401.68	\$8.28		\$12,598.32	\$16,442.32	
				05/15/18	\$22.26	Buy		1,136	\$25,287.36	\$9,401.68	\$8.28		\$12,598.32	\$15,885.68	
				05/16/18	\$22.55	Buy		1,136	\$25,616.80	\$9,401.68	\$8.28		\$12,598.32	\$16,215.12	
				05/17/18	\$22.49	Buy		1,136	\$25,548.64	\$9,401.68	\$8.28		\$12,598.32	\$16,146.96	
				05/18/18	\$22.32	Buy		1,136	\$25,355.52	\$9,401.68	\$8.28		\$12,598.32	\$15,953.84	
				05/21/18	\$22.82	Buy		1,136	\$25,923.52	\$9,401.68	\$8.28		\$12,598.32	\$16,521.84	
				05/22/18	\$22.62	Buy		1,136	\$25,696.32	\$9,401.68	\$8.28		\$12,598.32	\$16,294.64	
				05/23/18	\$22.80	Buy		1,136	\$25,900.80	\$9,401.68	\$8.28		\$12,598.32	\$16,499.12	
				05/24/18	\$22.67	Buy		1,136	\$25,753.12	\$9,401.68	\$8.28		\$12,598.32	\$16,351.44	
				05/25/18	\$22.48	Buy		1,136	\$25,537.28	\$9,401.68	\$8.28		\$12,598.32	\$16,135.60	
				05/29/18	\$21.74	Buy		1,136	\$24,696.64	\$9,401.68	\$8.28		\$12,598.32	\$15,294.96	
				05/30/18	\$22.57	Buy		1,136	\$25,639.52	\$9,401.68	\$8.28		\$12,598.32	\$16,237.84	
				05/31/18	\$22.10	Buy		1,136	\$25,105.60	\$9,401.68	\$8.28		\$12,598.32	\$15,703.92	
				06/01/18	\$22.80	Buy		1,136	\$25,900.80	\$9,401.68	\$8.28		\$12,598.32	\$16,499.12	
				06/04/18	\$23.12	Sell		1,136	\$26,264.32	\$9,401.68	\$8.28		\$12,598.32	\$16,862.64	
				06/05/18	\$23.19	Sell		1,136	\$26,343.84	\$9,401.68	\$8.28		\$12,598.32	\$16,942.16	
				06/06/18	\$23.77	Sell		1,136	\$27,002.72	\$9,401.68	\$8.28		\$12,598.32	\$17,601.04	
				06/07/18	\$23.74	Sell		1,136	\$26,968.64	\$9,401.68	\$8.28		\$12,598.32	\$17,566.96	
				06/08/18	\$23.93	Sell		1,136	\$27,184.48	\$9,401.68	\$8.28		\$12,598.32	\$17,782.80	
				06/11/18	\$24.03	Sell		1,136	\$27,298.08	\$9,401.68	\$8.28		\$12,598.32	\$17,896.40	
				06/12/18	\$24.13	Sell		1,136	\$27,411.68	\$9,401.68	\$8.28		\$12,598.32	\$18,010.00	
				06/13/18	\$23.85	Sell		1,136	\$27,093.60	\$9,401.68	\$8.28		\$12,598.32	\$17,691.92	
				06/14/18	\$24.05	Sell		1,136	\$27,320.80	\$9,401.68	\$8.28		\$12,598.32	\$17,919.12	
				06/15/18	\$23.95	Sell		1,136	\$27,207.20	\$9,401.68	\$8.28		\$12,598.32	\$17,805.52	

S&P 500 - 3x		Ticker: UPRO		Number of Shares To Buy On: 1/2/15		276		Periodic Credit/Debit		\$550.00		Optional AA PLUS!		\$184.00		
Automated Investing With Discipline.				 AUTOMATED ALLOCATIONS		The Strategy That Adjusts. Automatically.				Initial Account (+/- Cash in/out):		\$66,500.00		Number of Buys: 50		
Total Amount Committed:				\$5,500.00		Force #		\$10.46		Action		\$2,613.04		Total Number of Trades: 88		
Next BUY At	Next SELL At	Date	Shares	Price	Action	Action Amount	Action Shares	Shares	Market Value	Deployed	Avg Cost	Override	Cash On Hand	Total Gain \$	Annualized %	+/- Cash
		06/18/18		\$23.78	Sell			1,136	\$27,014.08	\$9,401.68	\$8.28		\$12,598.32	\$17,612.40		
		06/19/18		\$23.52	Sell			1,136	\$26,718.72	\$9,401.68	\$8.28		\$12,598.32	\$17,317.04		
		06/20/18		\$23.61	Sell			1,136	\$26,820.96	\$9,401.68	\$8.28		\$12,598.32	\$17,419.28		
		06/21/18		\$23.18	Sell			1,136	\$26,332.48	\$9,401.68	\$8.28		\$12,598.32	\$16,930.80		
		06/22/18		\$23.29	Sell			1,136	\$26,457.44	\$9,401.68	\$8.28		\$12,598.32	\$17,055.76		
		06/25/18		\$22.37	Buy			1,136	\$25,412.32	\$9,401.68	\$8.28		\$12,598.32	\$16,010.64		
		06/26/18		\$22.49	Buy			1,136	\$25,548.64	\$9,401.68	\$8.28		\$12,598.32	\$16,146.96		
		06/27/18		\$21.92	Buy			1,136	\$24,901.12	\$9,401.68	\$8.28		\$12,598.32	\$15,499.44		
		06/28/18		\$22.32	Buy			1,136	\$25,355.52	\$9,401.68	\$8.28		\$12,598.32	\$15,953.84		
		06/29/18		\$22.39	Buy			1,136	\$25,435.04	\$9,401.68	\$8.28		\$12,598.32	\$16,033.36		
		07/02/18		\$22.51	Buy			1,136	\$25,571.36	\$9,401.68	\$8.28		\$12,598.32	\$16,169.68		
		07/03/18		\$22.25	Buy			1,136	\$25,276.00	\$9,401.68	\$8.28		\$12,598.32	\$15,874.32		
		07/05/18		\$22.81	Buy			1,136	\$25,912.16	\$9,401.68	\$8.28		\$12,598.32	\$16,510.48		
		07/06/18		\$23.36	Sell			1,136	\$26,536.96	\$9,401.68	\$8.28		\$12,598.32	\$17,135.28		
		07/09/18		\$24.01	Sell			1,136	\$27,275.36	\$9,401.68	\$8.28		\$12,598.32	\$17,873.68		
		07/10/18		\$24.26	Sell			1,136	\$27,559.36	\$9,401.68	\$8.28		\$12,598.32	\$18,157.68		
		07/11/18		\$23.75	Sell			1,136	\$26,980.00	\$9,401.68	\$8.28		\$12,598.32	\$17,578.32		
		07/12/18		\$24.35	Sell			1,136	\$27,661.60	\$9,401.68	\$8.28		\$12,598.32	\$18,259.92		
		07/13/18		\$24.40	Sell			1,136	\$27,718.40	\$9,401.68	\$8.28		\$12,598.32	\$18,316.72		
		07/16/18		\$24.35	Sell			1,136	\$27,661.60	\$9,401.68	\$8.28		\$12,598.32	\$18,259.92		
		07/17/18		\$24.66	Sell			1,136	\$28,013.76	\$9,401.68	\$8.28		\$12,598.32	\$18,612.08		
		07/18/18		\$24.79	Sell			1,136	\$28,161.44	\$9,401.68	\$8.28		\$12,598.32	\$18,759.76		
		07/19/18		\$24.51	Sell			1,136	\$27,843.36	\$9,401.68	\$8.28		\$12,598.32	\$18,441.68		
		07/20/18		\$24.42	Sell			1,136	\$27,741.12	\$9,401.68	\$8.28		\$12,598.32	\$18,339.44		
		07/23/18		\$24.56	Sell			1,136	\$27,900.16	\$9,401.68	\$8.28		\$12,598.32	\$18,498.48		
		07/24/18		\$24.90	Sell			1,136	\$28,286.40	\$9,401.68	\$8.28		\$12,598.32	\$18,884.72		
		07/25/18		\$25.58	Sell			1,136	\$29,058.88	\$9,401.68	\$8.28		\$12,598.32	\$19,657.20		
		07/26/18		\$25.33	Sell			1,136	\$28,774.88	\$9,401.68	\$8.28		\$12,598.32	\$19,373.20		
		07/27/18		\$24.84	Sell			1,136	\$28,218.24	\$9,401.68	\$8.28		\$12,598.32	\$18,816.56		

S&P 500 - 3x		Ticker: UPRO		Number of Shares To Buy On: 1/2/15		276		Periodic Credit/Debit \$550.00		Optional AA PLUS! \$184.00									
Automated Investing With Discipline.				 AUTOMATED ALLOCATIONS		The Strategy That Adjusts. Automatically.				Initial Account (+/- Cash in/out): \$66,500.00		Number of Buys: 50							
Total Amount Committed: \$5,500.00				Force #		\$10.46				\$2,886.96		\$10.46		Action		\$2,613.04		Total Number of Trades: 88	
Next BUY At	Next SELL At	Date	Shares	Price	Action	Action Amount	Action Shares	Shares	Market Value	Deployed	Avg Cost	Override	Cash On Hand	Total Gain \$	Annualized %	+/- Cash			
		07/30/18		\$24.43	Sell			1,136	\$27,752.48	\$9,401.68	\$8.28		\$12,598.32	\$18,350.80					
		07/31/18		\$24.79	Sell			1,136	\$28,161.44	\$9,401.68	\$8.28		\$12,598.32	\$18,759.76					
		08/01/18		\$24.69	Sell			1,136	\$28,047.84	\$9,401.68	\$8.28		\$12,598.32	\$18,646.16					
		08/02/18		\$25.05	Sell			1,136	\$28,456.80	\$9,401.68	\$8.28		\$12,598.32	\$19,055.12					
		08/03/18		\$25.39	Sell			1,136	\$28,843.04	\$9,401.68	\$8.28		\$12,598.32	\$19,441.36					
		08/06/18		\$25.67	Sell			1,136	\$29,161.12	\$9,401.68	\$8.28		\$12,598.32	\$19,759.44					
		08/07/18		\$25.90	Sell			1,136	\$29,422.40	\$9,401.68	\$8.28		\$12,598.32	\$20,020.72					
		08/08/18		\$25.84	Sell			1,136	\$29,354.24	\$9,401.68	\$8.28		\$12,598.32	\$19,952.56					
		08/09/18		\$25.74	Sell			1,136	\$29,240.64	\$9,401.68	\$8.28		\$12,598.32	\$19,838.96					
		08/10/18		\$25.22	Sell			1,136	\$28,649.92	\$9,401.68	\$8.28		\$12,598.32	\$19,248.24					
		08/13/18		\$24.95	Sell			1,136	\$28,343.20	\$9,401.68	\$8.28		\$12,598.32	\$18,941.52					
		08/14/18		\$25.42	Sell			1,136	\$28,877.12	\$9,401.68	\$8.28		\$12,598.32	\$19,475.44					
		08/15/18		\$24.86	Sell			1,136	\$28,240.96	\$9,401.68	\$8.28		\$12,598.32	\$18,839.28					
		08/16/18		\$25.42	Sell			1,136	\$28,877.12	\$9,401.68	\$8.28		\$12,598.32	\$19,475.44					
		08/17/18		\$25.67	Sell			1,136	\$29,161.12	\$9,401.68	\$8.28		\$12,598.32	\$19,759.44					
		08/20/18		\$25.87	Sell			1,136	\$29,388.32	\$9,401.68	\$8.28		\$12,598.32	\$19,986.64					
		08/21/18		\$26.01	Sell			1,136	\$29,547.36	\$9,401.68	\$8.28		\$12,598.32	\$20,145.68					
		08/22/18		\$26.00	Sell			1,136	\$29,536.00	\$9,401.68	\$8.28		\$12,598.32	\$20,134.32					
		08/23/18		\$25.85	Sell			1,136	\$29,365.60	\$9,401.68	\$8.28		\$12,598.32	\$19,963.92					
		08/24/18		\$26.32	Sell			1,136	\$29,899.52	\$9,401.68	\$8.28		\$12,598.32	\$20,497.84					
		08/27/18		\$26.93	Sell			1,136	\$30,592.48	\$9,401.68	\$8.28		\$12,598.32	\$21,190.80					
		08/28/18		\$26.97	Sell			1,136	\$30,637.92	\$9,401.68	\$8.28		\$12,598.32	\$21,236.24					
		08/29/18		\$27.41	Sell			1,136	\$31,137.76	\$9,401.68	\$8.28		\$12,598.32	\$21,736.08					
		08/30/18		\$27.05	Sell			1,136	\$30,728.80	\$9,401.68	\$8.28		\$12,598.32	\$21,327.12					
		08/31/18		\$27.04	Sell			1,136	\$30,717.44	\$9,401.68	\$8.28		\$12,598.32	\$21,315.76					
Rule #2 Periodic Credit/Debit		09/04/18	27	\$26.92	Buy	\$726.84	27	1,163	\$31,307.96	\$10,128.52	\$8.71		\$12,421.48	\$21,179.44		\$550.00			
		09/05/18		\$26.70	Sell			1,163	\$31,052.10	\$10,128.52	\$8.71		\$11,871.48	\$20,923.58		-\$550.00			
		09/06/18		\$26.45	Sell			1,163	\$30,761.35	\$10,128.52	\$8.71		\$11,871.48	\$20,632.83					
		09/07/18		\$26.27	Sell			1,163	\$30,552.01	\$10,128.52	\$8.71		\$11,871.48	\$20,423.49					

S&P 500 - 3x		Ticker: UPRO		Number of Shares To Buy On: 1/2/15		276		Periodic Credit/Debit		\$550.00		Optional AA PLUS!		\$184.00									
Automated Investing With Discipline.						The Strategy That Adjusts. Automatically.				Initial Account (+/- Cash in/out):		\$66,500.00		Number of Buys: 50									
Total Amount Committed:				\$5,500.00		Force #		\$10.46		Action		\$2,613.04		Total Number of Trades: 88									
Next BUY At		Next SELL At		Date		Shares		Market Value		Deployed		Avg Cost		Override		Cash On Hand		Total Gain \$		Annualized %		+/- Cash	
				09/10/18		\$26.42	Sell			1,163	\$30,726.46	\$10,128.52	\$8.71			\$11,871.48	\$20,597.94						
				09/11/18		\$26.70	Sell			1,163	\$31,052.10	\$10,128.52	\$8.71			\$11,871.48	\$20,923.58						
				09/12/18		\$26.70	Sell			1,163	\$31,052.10	\$10,128.52	\$8.71			\$11,871.48	\$20,923.58						
				09/13/18		\$27.14	Sell			1,163	\$31,563.82	\$10,128.52	\$8.71			\$11,871.48	\$21,435.30						
				09/14/18		\$27.17	Sell			1,163	\$31,598.71	\$10,128.52	\$8.71			\$11,871.48	\$21,470.19						
				09/17/18		\$26.72	Sell			1,163	\$31,075.36	\$10,128.52	\$8.71			\$11,871.48	\$20,946.84						
				09/18/18		\$27.15	Sell			1,163	\$31,575.45	\$10,128.52	\$8.71			\$11,871.48	\$21,446.93						
				09/19/18		\$27.24	Sell			1,163	\$31,680.12	\$10,128.52	\$8.71			\$11,871.48	\$21,551.60						
				09/20/18		\$27.87	Sell			1,163	\$32,412.81	\$10,128.52	\$8.71			\$11,871.48	\$22,284.29						
				09/21/18		\$27.80	Sell			1,163	\$32,331.40	\$10,128.52	\$8.71			\$11,871.48	\$22,202.88						
				09/24/18		\$27.54	Sell			1,163	\$32,029.02	\$10,128.52	\$8.71			\$11,871.48	\$21,900.50						
				09/25/18		\$27.43	Sell			1,163	\$31,901.09	\$10,128.52	\$8.71			\$11,871.48	\$21,772.57						
				09/26/18		\$27.18	Sell			1,163	\$31,610.34	\$10,128.52	\$8.71			\$11,871.48	\$21,481.82						
				09/27/18		\$27.40	Sell			1,163	\$31,866.20	\$10,128.52	\$8.71			\$11,871.48	\$21,737.68						
				09/28/18		\$27.37	Sell			1,163	\$31,831.31	\$10,128.52	\$8.71			\$11,871.48	\$21,702.79						
				10/01/18		\$27.68	Sell			1,163	\$32,191.84	\$10,128.52	\$8.71			\$11,871.48	\$22,063.32						
				10/02/18		\$27.65	Sell			1,163	\$32,156.95	\$10,128.52	\$8.71			\$11,871.48	\$22,028.43						
				10/03/18		\$27.69	Sell			1,163	\$32,203.47	\$10,128.52	\$8.71			\$11,871.48	\$22,074.95						
				10/04/18		\$27.02	Sell			1,163	\$31,424.26	\$10,128.52	\$8.71			\$11,871.48	\$21,295.74						
				10/05/18		\$26.59	Sell			1,163	\$30,924.17	\$10,128.52	\$8.71			\$11,871.48	\$20,795.65						
				10/08/18		\$26.55	Sell			1,163	\$30,877.65	\$10,128.52	\$8.71			\$11,871.48	\$20,749.13						
				10/09/18		\$26.44	Sell			1,163	\$30,749.72	\$10,128.52	\$8.71			\$11,871.48	\$20,621.20						
				10/10/18		\$23.90	Sell			1,163	\$27,795.70	\$10,128.52	\$8.71			\$11,871.48	\$17,667.18						
				10/11/18		\$22.35	Buy			1,163	\$25,993.05	\$10,128.52	\$8.71			\$11,871.48	\$15,864.53						
				10/12/18		\$23.25	Sell			1,163	\$27,039.75	\$10,128.52	\$8.71			\$11,871.48	\$16,911.23						
				10/15/18		\$22.86	Buy			1,163	\$26,586.18	\$10,128.52	\$8.71			\$11,871.48	\$16,457.66						
				10/16/18		\$24.29	Sell			1,163	\$28,249.27	\$10,128.52	\$8.71			\$11,871.48	\$18,120.75						
				10/17/18		\$24.35	Sell			1,163	\$28,319.05	\$10,128.52	\$8.71			\$11,871.48	\$18,190.53						
				10/18/18		\$23.30	Sell			1,163	\$27,097.90	\$10,128.52	\$8.71			\$11,871.48	\$16,969.38						

S&P 500 - 3x		Ticker: UPRO		Number of Shares To Buy On: 1/2/15		276		Periodic Credit/Debit		\$550.00		Optional AA PLUS!		\$184.00		
Automated Investing With Discipline.						The Strategy That Adjusts. Automatically.				Initial Account (+/- Cash in/out):		\$66,500.00		Number of Buys: 50		
Total Amount Committed:				\$5,500.00		Force #		\$10.46		Action		\$2,613.04		Total Number of Trades: 88		
Next BUY At	Next SELL At	Date	Shares	Price	Action	Action Amount	Action Shares	Shares	Market Value	Deployed	Avg Cost	Override	Cash On Hand	Total Gain \$	Annualized %	+/- Cash
		10/19/18		\$23.23	Sell			1,163	\$27,016.49	\$10,128.52	\$8.71		\$11,871.48	\$16,887.97		
		10/22/18		\$22.94	Buy			1,163	\$26,679.22	\$10,128.52	\$8.71		\$11,871.48	\$16,550.70		
		10/23/18		\$22.55	Buy			1,163	\$26,225.65	\$10,128.52	\$8.71		\$11,871.48	\$16,097.13		
		10/24/18		\$20.49	Buy			1,163	\$23,829.87	\$10,128.52	\$8.71		\$11,871.48	\$13,701.35		
		10/25/18		\$21.62	Buy			1,163	\$25,144.06	\$10,128.52	\$8.71		\$11,871.48	\$15,015.54		
		10/26/18		\$20.45	Buy			1,163	\$23,783.35	\$10,128.52	\$8.71		\$11,871.48	\$13,654.83		
		10/29/18		\$20.09	Buy			1,163	\$23,364.67	\$10,128.52	\$8.71		\$11,871.48	\$13,236.15		
		10/30/18		\$21.03	Buy			1,163	\$24,457.89	\$10,128.52	\$8.71		\$11,871.48	\$14,329.37		
		10/31/18		\$21.68	Buy			1,163	\$25,213.84	\$10,128.52	\$8.71		\$11,871.48	\$15,085.32		
		11/01/18		\$22.36	Buy			1,163	\$26,004.68	\$10,128.52	\$8.71		\$11,871.48	\$15,876.16		
		11/02/18		\$21.92	Buy			1,163	\$25,492.96	\$10,128.52	\$8.71		\$11,871.48	\$15,364.44		
		11/05/18		\$22.32	Buy			1,163	\$25,958.16	\$10,128.52	\$8.71		\$11,871.48	\$15,829.64		
		11/06/18		\$22.72	Buy			1,163	\$26,423.36	\$10,128.52	\$8.71		\$11,871.48	\$16,294.84		
		11/07/18		\$24.17	Sell			1,163	\$28,109.71	\$10,128.52	\$8.71		\$11,871.48	\$17,981.19		
		11/08/18		\$24.02	Sell			1,163	\$27,935.26	\$10,128.52	\$8.71		\$11,871.48	\$17,806.74		
		11/09/18		\$23.36	Sell			1,163	\$27,167.68	\$10,128.52	\$8.71		\$11,871.48	\$17,039.16		
		11/12/18		\$22.00	Buy			1,163	\$25,586.00	\$10,128.52	\$8.71		\$11,871.48	\$15,457.48		
		11/13/18		\$21.89	Buy			1,163	\$25,458.07	\$10,128.52	\$8.71		\$11,871.48	\$15,329.55		
		11/14/18		\$21.41	Buy			1,163	\$24,899.83	\$10,128.52	\$8.71		\$11,871.48	\$14,771.31		
		11/15/18		\$22.10	Buy			1,163	\$25,702.30	\$10,128.52	\$8.71		\$11,871.48	\$15,573.78		
		11/16/18		\$22.25	Buy			1,163	\$25,876.75	\$10,128.52	\$8.71		\$11,871.48	\$15,748.23		
		11/19/18		\$21.16	Buy			1,163	\$24,609.08	\$10,128.52	\$8.71		\$11,871.48	\$14,480.56		
		11/20/18		\$19.96	Buy			1,163	\$23,213.48	\$10,128.52	\$8.71		\$11,871.48	\$13,084.96		
		11/21/18		\$20.15	Buy			1,163	\$23,434.45	\$10,128.52	\$8.71		\$11,871.48	\$13,305.93		
		11/23/18		\$19.75	Buy			1,163	\$22,969.25	\$10,128.52	\$8.71		\$11,871.48	\$12,840.73		
		11/26/18		\$20.68	Buy			1,163	\$24,050.84	\$10,128.52	\$8.71		\$11,871.48	\$13,922.32		
		11/27/18		\$20.88	Buy			1,163	\$24,283.44	\$10,128.52	\$8.71		\$11,871.48	\$14,154.92		
		11/28/18		\$22.31	Buy			1,163	\$25,946.53	\$10,128.52	\$8.71		\$11,871.48	\$15,818.01		
		11/29/18		\$22.16	Buy			1,163	\$25,772.08	\$10,128.52	\$8.71		\$11,871.48	\$15,643.56		

S&P 500 - 3x		Ticker: UPRO		Number of Shares To Buy On: 1/2/15		276		Periodic Credit/Debit		\$550.00		Optional AA PLUS!		\$184.00																	
Automated Investing With Discipline.				AA AUTOMATED ALLOCATIONS		The Strategy That Adjusts. Automatically.				Initial Account (+/- Cash in/out):		\$66,500.00		Number of Buys: 50																	
Total Amount Committed:				\$5,500.00		Force #		\$10.46		Action		\$2,613.04		Total Number of Trades: 88																	
Next BUY At		Next SELL At		Date		Shares		Price		Action		Amount		Shares		Market Value		Deployed		Avg Cost		Override		Cash On Hand		Total Gain \$		Annualized %		+/- Cash	
				11/30/18				\$22.61	Buy					1,163	\$26,295.43	\$10,128.52	\$8.71			\$11,871.48	\$16,166.91										
				12/03/18				\$23.45	Sell					1,163	\$27,272.35	\$10,128.52	\$8.71			\$11,871.48	\$17,143.83										
				12/04/18				\$21.22	Buy					1,163	\$24,678.86	\$10,128.52	\$8.71			\$11,871.48	\$14,550.34										
				12/06/18				\$21.09	Buy					1,163	\$24,527.67	\$10,128.52	\$8.71			\$11,871.48	\$14,399.15										
				12/07/18				\$19.61	Buy					1,163	\$22,806.43	\$10,128.52	\$8.71			\$11,871.48	\$12,677.91										
				12/10/18				\$19.70	Buy					1,163	\$22,911.10	\$10,128.52	\$8.71			\$11,871.48	\$12,782.58										
				12/11/18				\$19.70	Buy					1,163	\$22,911.10	\$10,128.52	\$8.71			\$11,871.48	\$12,782.58										
				12/12/18				\$20.01	Buy					1,163	\$23,271.63	\$10,128.52	\$8.71			\$11,871.48	\$13,143.11										
				12/13/18				\$19.98	Buy					1,163	\$23,236.74	\$10,128.52	\$8.71			\$11,871.48	\$13,108.22										
				12/14/18				\$18.87	Buy					1,163	\$21,945.81	\$10,128.52	\$8.71			\$11,871.48	\$11,817.29										
				12/17/18				\$17.72	Buy	\$4,075.60	230	1,393	\$24,683.96	\$14,204.12	\$10.20			\$7,795.88	\$10,479.84												
				12/18/18				\$17.69	Buy			1,393	\$24,642.17	\$14,204.12	\$10.20			\$7,795.88	\$10,438.05												
				12/19/18				\$16.88	Buy	\$2,920.24	173	1,566	\$26,434.08	\$17,124.36	\$10.94			\$4,875.64	\$9,309.72												
				12/20/18				\$16.05	Buy			1,566	\$25,134.30	\$17,124.36	\$10.94			\$4,875.64	\$8,009.94												
				12/21/18				\$15.04	Buy	\$4,346.56	289	1,855	\$27,899.20	\$21,470.92	\$11.57			\$529.08	\$6,428.28												
				12/24/18				\$13.86	Buy	\$526.68	38	1,893	\$26,236.98	\$21,997.60	\$11.62			\$2.40	\$4,239.38												
				12/26/18				\$15.90	Buy			1,893	\$30,098.70	\$21,997.60	\$11.62			\$2.40	\$8,101.10												
				12/27/18				\$16.32	Buy			1,893	\$30,893.76	\$21,997.60	\$11.62			\$2.40	\$8,896.16												
				12/28/18				\$16.24	Buy			1,893	\$30,742.32	\$21,997.60	\$11.62			\$2.40	\$8,744.72												
				12/31/18				\$16.68	Buy			1,893	\$31,575.24	\$21,997.60	\$11.62			\$2.40	\$9,577.64												
				01/02/19				\$16.71	Buy	\$5,998.89	359	2,252	\$37,630.92	\$27,996.49	\$12.43			\$3.51	\$9,634.43										\$6,000.00		
				01/03/19				\$15.47	Buy			2,252	\$34,838.44	\$27,996.49	\$12.43			\$3.51	\$6,841.95												
				01/04/19				\$17.04	Buy			2,252	\$38,374.08	\$27,996.49	\$12.43			\$3.51	\$10,377.59												
				01/07/19				\$17.43	Sell			2,252	\$39,252.36	\$27,996.49	\$12.43			\$3.51	\$11,255.87												
				01/08/19				\$17.91	Sell			2,252	\$40,333.32	\$27,996.49	\$12.43			\$3.51	\$12,336.83												
				01/09/19				\$18.16	Sell			2,252	\$40,896.32	\$27,996.49	\$12.43			\$3.51	\$12,899.83												
				01/10/19				\$18.38	Sell			2,252	\$41,391.76	\$27,996.49	\$12.43			\$3.51	\$13,395.27												
				01/11/19				\$18.37	Sell			2,252	\$41,369.24	\$27,996.49	\$12.43			\$3.51	\$13,372.75												
				01/14/19				\$18.06	Sell			2,252	\$40,671.12	\$27,996.49	\$12.43			\$3.51	\$12,674.63												


Last Buy
Dry Powder = 0
AA Advises Number
of Shares to Buy

Rule #2
Optional AA Plus!
NO Action

ROTH Contribution
For This Year Instead

S&P 500 - 3x		Ticker: UPRO		Number of Shares To Buy On: 1/2/15		276		Periodic Credit/Debit		\$550.00		Optional AA PLUS!		\$184.00		
Automated Investing With Discipline.				AA AUTOMATED ALLOCATIONS		The Strategy That Adjusts. Automatically.				Initial Account (+/- Cash in/out):		\$66,500.00		Number of Buys: 50		
Total Amount Committed:				\$5,500.00		Force #		\$10.46		Action		\$2,613.04		Total Number of Trades: 88		
Next BUY At	Next SELL At	Date	Shares	Price	Action	Action Amount	Action Shares	Shares	Market Value	Deployed	Avg Cost	Override	Cash On Hand	Total Gain \$	Annualized %	+/- Cash
		04/09/19		\$24.82	Sell			1,811	\$44,949.02	\$17,703.13	\$9.78		\$10,296.87	\$27,245.89		
		04/10/19		\$25.07	Sell			1,811	\$45,401.77	\$17,703.13	\$9.78		\$10,296.87	\$27,698.64		
		04/11/19		\$25.04	Sell			1,811	\$45,347.44	\$17,703.13	\$9.78		\$10,296.87	\$27,644.31		
		04/12/19		\$25.55	Sell			1,811	\$46,271.05	\$17,703.13	\$9.78		\$10,296.87	\$28,567.92		
		04/15/19		\$25.48	Sell			1,811	\$46,144.28	\$17,703.13	\$9.78		\$10,296.87	\$28,441.15		
		04/16/19		\$25.55	Sell			1,811	\$46,271.05	\$17,703.13	\$9.78		\$10,296.87	\$28,567.92		
		04/17/19		\$25.33	Sell			1,811	\$45,872.63	\$17,703.13	\$9.78		\$10,296.87	\$28,169.50		
		04/18/19		\$25.47	Sell			1,811	\$46,126.17	\$17,703.13	\$9.78		\$10,296.87	\$28,423.04		
		04/22/19		\$25.55	Sell			1,811	\$46,271.05	\$17,703.13	\$9.78		\$10,296.87	\$28,567.92		
		04/23/19		\$26.20	Sell			1,811	\$47,448.20	\$17,703.13	\$9.78		\$10,296.87	\$29,745.07		
		04/24/19		\$26.05	Sell			1,811	\$47,176.55	\$17,703.13	\$9.78		\$10,296.87	\$29,473.42		
		04/25/19		\$25.97	Sell			1,811	\$47,031.67	\$17,703.13	\$9.78		\$10,296.87	\$29,328.54		
		04/26/19		\$26.34	Sell			1,811	\$47,701.74	\$17,703.13	\$9.78		\$10,296.87	\$29,998.61		
		04/29/19		\$26.43	Sell			1,811	\$47,864.73	\$17,703.13	\$9.78		\$10,296.87	\$30,161.60		
		04/30/19		\$26.47	Sell			1,811	\$47,937.17	\$17,703.13	\$9.78		\$10,296.87	\$30,234.04		
		05/01/19	28	\$25.88	Buy	\$724.64	28	1,839	\$47,593.32	\$18,427.77	\$10.02		\$10,122.23	\$29,165.55		\$550.00
		05/02/19		\$25.72	Sell			1,839	\$47,299.08	\$18,427.77	\$10.02		\$9,572.23	\$28,871.31		-\$550.00
		05/03/19		\$26.45	Sell			1,839	\$48,641.55	\$18,427.77	\$10.02		\$9,572.23	\$30,213.78		
		05/06/19		\$26.13	Sell			1,839	\$48,053.07	\$18,427.77	\$10.02		\$9,572.23	\$29,625.30		
		05/07/19		\$24.83	Sell			1,839	\$45,662.37	\$18,427.77	\$10.02		\$9,572.23	\$27,234.60		
		05/08/19		\$24.71	Sell			1,839	\$45,441.69	\$18,427.77	\$10.02		\$9,572.23	\$27,013.92		
		05/09/19		\$24.46	Sell			1,839	\$44,981.94	\$18,427.77	\$10.02		\$9,572.23	\$26,554.17		
		05/10/19		\$24.81	Sell			1,839	\$45,625.59	\$18,427.77	\$10.02		\$9,572.23	\$27,197.82		
		05/13/19		\$22.97	Sell			1,839	\$42,241.83	\$18,427.77	\$10.02		\$9,572.23	\$23,814.06		
		05/14/19		\$23.55	Sell			1,839	\$43,308.45	\$18,427.77	\$10.02		\$9,572.23	\$24,880.68		
		05/15/19		\$23.96	Sell			1,839	\$44,062.44	\$18,427.77	\$10.02		\$9,572.23	\$25,634.67		
		05/16/19		\$24.61	Sell			1,839	\$45,257.79	\$18,427.77	\$10.02		\$9,572.23	\$26,830.02		
		05/17/19		\$24.14	Sell			1,839	\$44,393.46	\$18,427.77	\$10.02		\$9,572.23	\$25,965.69		
		05/20/19		\$23.68	Sell			1,839	\$43,547.52	\$18,427.77	\$10.02		\$9,572.23	\$25,119.75		


Rule #2
Periodic Credit/Debit


S&P 500 - 3x		Ticker: UPRO		Number of Shares To Buy On: 1/2/15		276		Periodic Credit/Debit		\$550.00		Optional AA PLUS!		\$184.00				
Automated Investing With Discipline.				 AUTOMATED ALLOCATIONS		The Strategy That Adjusts. Automatically.				Initial Account (+/- Cash in/out):		\$66,500.00		Number of Buys:		50		
										Highest Amount Deployed:		\$52,487.64		Number of Sells:		38		
Total Amount Committed:		\$5,500.00		Force #	\$10.46	Action	Action	Action	Action	\$2,886.96	\$10.46	Action	\$2,613.04	Total Number of Trades:			88	
Next BUY At	Next SELL At	Date	Shares	Price	Action	Amount	Shares	Shares	Market Value	Deployed	Avg Cost	Override	Cash On Hand	Total Gain \$	Annualized %	+/- Cash		
		05/21/19		\$24.29	Sell			1,839	\$44,669.31	\$18,427.77	\$10.02		\$9,572.23	\$26,241.54				
		05/22/19		\$24.08	Sell			1,839	\$44,283.12	\$18,427.77	\$10.02		\$9,572.23	\$25,855.35				
		05/23/19		\$23.22	Sell			1,839	\$42,701.58	\$18,427.77	\$10.02		\$9,572.23	\$24,273.81				
		05/24/19		\$23.31	Sell			1,839	\$42,867.09	\$18,427.77	\$10.02		\$9,572.23	\$24,439.32				
		05/28/19		\$22.68	Sell			1,839	\$41,708.52	\$18,427.77	\$10.02		\$9,572.23	\$23,280.75				
		05/29/19		\$22.23	Sell			1,839	\$40,880.97	\$18,427.77	\$10.02		\$9,572.23	\$22,453.20				
		05/30/19		\$22.39	Sell			1,839	\$41,175.21	\$18,427.77	\$10.02		\$9,572.23	\$22,747.44				
		05/31/19		\$21.47	Sell			1,839	\$39,483.33	\$18,427.77	\$10.02		\$9,572.23	\$21,055.56				
		06/03/19		\$21.30	Buy			1,839	\$39,170.70	\$18,427.77	\$10.02		\$9,572.23	\$20,742.93				
		06/04/19		\$22.68	Sell			1,839	\$41,708.52	\$18,427.77	\$10.02		\$9,572.23	\$23,280.75				
		06/05/19		\$23.26	Sell			1,839	\$42,775.14	\$18,427.77	\$10.02		\$9,572.23	\$24,347.37				
		06/06/19		\$23.70	Sell			1,839	\$43,584.30	\$18,427.77	\$10.02		\$9,572.23	\$25,156.53				
		06/07/19		\$24.41	Sell			1,839	\$44,889.99	\$18,427.77	\$10.02		\$9,572.23	\$26,462.22				
		06/10/19		\$24.75	Sell			1,839	\$45,515.25	\$18,427.77	\$10.02		\$9,572.23	\$27,087.48				
		06/11/19		\$24.73	Sell			1,839	\$45,478.47	\$18,427.77	\$10.02		\$9,572.23	\$27,050.70				
		06/12/19		\$24.60	Sell			1,839	\$45,239.40	\$18,427.77	\$10.02		\$9,572.23	\$26,811.63				
		06/13/19		\$24.92	Sell			1,839	\$45,827.88	\$18,427.77	\$10.02		\$9,572.23	\$27,400.11				
		06/14/19		\$24.79	Sell			1,839	\$45,588.81	\$18,427.77	\$10.02		\$9,572.23	\$27,161.04				
		06/17/19		\$24.84	Sell			1,839	\$45,680.76	\$18,427.77	\$10.02		\$9,572.23	\$27,252.99				
		06/18/19		\$25.57	Sell			1,839	\$47,023.23	\$18,427.77	\$10.02		\$9,572.23	\$28,595.46				
		06/19/19		\$25.78	Sell			1,839	\$47,409.42	\$18,427.77	\$10.02		\$9,572.23	\$28,981.65				
		06/20/19		\$26.50	Sell			1,839	\$48,733.50	\$18,427.77	\$10.02		\$9,572.23	\$30,305.73				
		06/21/19		\$26.40	Sell			1,839	\$48,549.60	\$18,427.77	\$10.02		\$9,572.23	\$30,121.83				
		06/24/19		\$26.29	Sell			1,839	\$48,347.31	\$18,427.77	\$10.02		\$9,572.23	\$29,919.54				
		06/25/19		\$25.53	Sell			1,839	\$46,949.67	\$18,427.77	\$10.02		\$9,572.23	\$28,521.90				
		06/26/19		\$25.42	Sell			1,839	\$46,747.38	\$18,427.77	\$10.02		\$9,572.23	\$28,319.61				
		06/27/19		\$25.70	Sell			1,839	\$47,262.30	\$18,427.77	\$10.02		\$9,572.23	\$28,834.53				
		06/28/19		\$26.06	Sell			1,839	\$47,924.34	\$18,427.77	\$10.02		\$9,572.23	\$29,496.57				
		07/01/19		\$26.74	Sell			1,839	\$49,174.86	\$18,427.77	\$10.02		\$9,572.23	\$30,747.09				

S&P 500 - 3x		Ticker: UPRO		Number of Shares To Buy On: 1/2/15		276		Periodic Credit/Debit		\$550.00		Optional AA PLUS!		\$184.00		
Automated Investing With Discipline.				AA AUTOMATED ALLOCATIONS		The Strategy That Adjusts. Automatically.				Initial Account (+/- Cash in/out):		\$66,500.00		Number of Buys: 50		
Total Amount Committed:				\$5,500.00		Force #		\$10.46		Action		\$2,613.04		Total Number of Trades: 88		
Next BUY At	Next SELL At	Date	Shares	Price	Action	Action Amount	Action Shares	Shares	Market Value	Deployed	Avg Cost	Override	Cash On Hand	Total Gain \$	Annualized %	+/- Cash
		07/02/19		\$26.99	Sell			1,839	\$49,634.61	\$18,427.77	\$10.02		\$9,572.23	\$31,206.84		
		07/03/19		\$27.59	Sell	\$5,297.28	192	1,647	\$45,440.73	\$13,130.49	\$7.97		\$14,869.51	\$32,310.24		
		07/05/19		\$27.47	Sell			1,647	\$45,243.09	\$13,130.49	\$7.97		\$14,869.51	\$32,112.60		
		07/08/19		\$27.06	Sell			1,647	\$44,567.82	\$13,130.49	\$7.97		\$14,869.51	\$31,437.33		
		07/09/19		\$27.15	Sell			1,647	\$44,716.05	\$13,130.49	\$7.97		\$14,869.51	\$31,585.56		
		07/10/19		\$27.54	Sell			1,647	\$45,358.38	\$13,130.49	\$7.97		\$14,869.51	\$32,227.89		
		07/11/19		\$27.71	Sell			1,647	\$45,638.37	\$13,130.49	\$7.97		\$14,869.51	\$32,507.88		
		07/12/19		\$28.10	Sell			1,647	\$46,280.70	\$13,130.49	\$7.97		\$14,869.51	\$33,150.21		
		07/15/19		\$28.10	Sell			1,647	\$46,280.70	\$13,130.49	\$7.97		\$14,869.51	\$33,150.21		
		07/16/19		\$27.82	Sell			1,647	\$45,819.54	\$13,130.49	\$7.97		\$14,869.51	\$32,689.05		
		07/17/19		\$27.27	Sell			1,647	\$44,913.69	\$13,130.49	\$7.97		\$14,869.51	\$31,783.20		
		07/18/19		\$27.55	Sell			1,647	\$45,374.85	\$13,130.49	\$7.97		\$14,869.51	\$32,244.36		
		07/19/19		\$27.08	Sell			1,647	\$44,600.76	\$13,130.49	\$7.97		\$14,869.51	\$31,470.27		
		07/22/19		\$27.27	Sell			1,647	\$44,913.69	\$13,130.49	\$7.97		\$14,869.51	\$31,783.20		
		07/23/19		\$27.83	Sell			1,647	\$45,836.01	\$13,130.49	\$7.97		\$14,869.51	\$32,705.52		
		07/24/19		\$28.22	Sell			1,647	\$46,478.34	\$13,130.49	\$7.97		\$14,869.51	\$33,347.85		
		07/25/19		\$27.80	Sell			1,647	\$45,786.60	\$13,130.49	\$7.97		\$14,869.51	\$32,656.11		
		07/26/19		\$28.37	Sell			1,647	\$46,725.39	\$13,130.49	\$7.97		\$14,869.51	\$33,594.90		
		07/29/19		\$28.22	Sell			1,647	\$46,478.34	\$13,130.49	\$7.97		\$14,869.51	\$33,347.85		
		07/30/19		\$28.02	Sell			1,647	\$46,148.94	\$13,130.49	\$7.97		\$14,869.51	\$33,018.45		
		07/31/19		\$27.05	Sell			1,647	\$44,551.35	\$13,130.49	\$7.97		\$14,869.51	\$31,420.86		
		08/01/19		\$26.37	Sell			1,647	\$43,431.39	\$13,130.49	\$7.97		\$14,869.51	\$30,300.90		
		08/02/19		\$25.80	Sell			1,647	\$42,492.60	\$13,130.49	\$7.97		\$14,869.51	\$29,362.11		
		08/05/19		\$23.50	Buy			1,647	\$38,704.50	\$13,130.49	\$7.97		\$14,869.51	\$25,574.01		
		08/06/19		\$24.40	Sell			1,647	\$40,186.80	\$13,130.49	\$7.97		\$14,869.51	\$27,056.31		
		08/07/19		\$24.45	Sell			1,647	\$40,269.15	\$13,130.49	\$7.97		\$14,869.51	\$27,138.66		
		08/08/19		\$25.86	Sell			1,647	\$42,591.42	\$13,130.49	\$7.97		\$14,869.51	\$29,460.93		
		08/09/19		\$25.33	Sell			1,647	\$41,718.51	\$13,130.49	\$7.97		\$14,869.51	\$28,588.02		
		08/12/19		\$24.40	Sell			1,647	\$40,186.80	\$13,130.49	\$7.97		\$14,869.51	\$27,056.31		

S&P 500 - 3x		Ticker: UPRO		Number of Shares To Buy On: 1/2/15		276		Periodic Credit/Debit		\$550.00		Optional AA PLUS!		\$184.00																	
Automated Investing With Discipline.				AA AUTOMATED ALLOCATIONS		The Strategy That Adjusts. Automatically.				Initial Account (+/- Cash in/out):		\$66,500.00		Number of Buys: 50																	
Total Amount Committed:				\$5,500.00		Force #		\$10.46		Action		\$2,613.04		Total Number of Trades: 88																	
Next BUY At		Next SELL At		Date		Shares		Price		Action		Amount		Shares		Market Value		\$2,886.96		\$10.46		Action		\$2,613.04		Total Gain \$		Annualized %		+/- Cash	
				08/13/19				\$25.52	Sell					1,647		\$42,031.44	\$13,130.49	\$7.97						\$14,869.51	\$28,900.95						
				08/14/19				\$23.28	Buy					1,647		\$38,342.16	\$13,130.49	\$7.97						\$14,869.51	\$25,211.67						
				08/15/19				\$23.46	Buy					1,647		\$38,638.62	\$13,130.49	\$7.97						\$14,869.51	\$25,508.13						
				08/16/19				\$24.48	Sell					1,647		\$40,318.56	\$13,130.49	\$7.97						\$14,869.51	\$27,188.07						
				08/19/19				\$25.36	Sell					1,647		\$41,767.92	\$13,130.49	\$7.97						\$14,869.51	\$28,637.43						
				08/20/19				\$24.77	Sell					1,647		\$40,796.19	\$13,130.49	\$7.97						\$14,869.51	\$27,665.70						
				08/21/19				\$25.37	Sell					1,647		\$41,784.39	\$13,130.49	\$7.97						\$14,869.51	\$28,653.90						
				08/22/19				\$25.34	Sell					1,647		\$41,734.98	\$13,130.49	\$7.97						\$14,869.51	\$28,604.49						
				08/23/19				\$23.37	Buy					1,647		\$38,490.39	\$13,130.49	\$7.97						\$14,869.51	\$25,359.90						
				08/26/19				\$24.14	Sell					1,647		\$39,758.58	\$13,130.49	\$7.97						\$14,869.51	\$26,628.09						
				08/27/19				\$23.87	Buy					1,647		\$39,313.89	\$13,130.49	\$7.97						\$14,869.51	\$26,183.40						
				08/28/19				\$24.37	Sell					1,647		\$40,137.39	\$13,130.49	\$7.97						\$14,869.51	\$27,006.90						
				08/29/19				\$25.29	Sell					1,647		\$41,652.63	\$13,130.49	\$7.97						\$14,869.51	\$28,522.14						
				08/30/19				\$25.26	Sell					1,647		\$41,603.22	\$13,130.49	\$7.97						\$14,869.51	\$28,472.73						
				09/03/19		30		\$24.81	Buy	\$744.30	30	1,677	\$41,606.37	\$13,874.79	\$8.27									\$14,675.21	\$27,731.58				\$550.00		
				09/04/19				\$25.63	Sell			1,677	\$42,981.51	\$13,874.79	\$8.27									\$14,125.21	\$29,106.72				-\$550.00		
				09/05/19				\$26.62	Sell			1,677	\$44,641.74	\$13,874.79	\$8.27									\$14,125.21	\$30,766.95						
				09/06/19				\$26.69	Sell			1,677	\$44,759.13	\$13,874.79	\$8.27									\$14,125.21	\$30,884.34						
				09/09/19				\$26.71	Sell			1,677	\$44,792.67	\$13,874.79	\$8.27									\$14,125.21	\$30,917.88						
				09/10/19				\$26.71	Sell			1,677	\$44,792.67	\$13,874.79	\$8.27									\$14,125.21	\$30,917.88						
				09/11/19				\$27.28	Sell			1,677	\$45,748.56	\$13,874.79	\$8.27									\$14,125.21	\$31,873.77						
				09/12/19				\$27.51	Sell			1,677	\$46,134.27	\$13,874.79	\$8.27									\$14,125.21	\$32,259.48						
				09/13/19				\$27.45	Sell			1,677	\$46,033.65	\$13,874.79	\$8.27									\$14,125.21	\$32,158.86						
				09/16/19				\$27.21	Sell			1,677	\$45,631.17	\$13,874.79	\$8.27									\$14,125.21	\$31,756.38						
				09/17/19				\$27.42	Sell			1,677	\$45,983.34	\$13,874.79	\$8.27									\$14,125.21	\$32,108.55						
				09/18/19				\$27.47	Sell			1,677	\$46,067.19	\$13,874.79	\$8.27									\$14,125.21	\$32,192.40						
				09/19/19				\$27.42	Sell			1,677	\$45,983.34	\$13,874.79	\$8.27									\$14,125.21	\$32,108.55						
				09/20/19				\$27.01	Sell			1,677	\$45,295.77	\$13,874.79	\$8.27									\$14,125.21	\$31,420.98						
				09/23/19				\$27.04	Sell			1,677	\$45,346.08	\$13,874.79	\$8.27									\$14,125.21	\$31,471.29						

Rule #2
Periodic Credit/Debit

S&P 500 - 3x		Ticker: UPRO		Number of Shares To Buy On: 1/2/15		276		Periodic Credit/Debit		\$550.00		Optional AA PLUS!		\$184.00		
Automated Investing With Discipline.				 AUTOMATED ALLOCATIONS		The Strategy That Adjusts. Automatically.				Initial Account (+/- Cash in/out):		\$66,500.00		Number of Buys: 50		
										Highest Amount Deployed:		\$52,487.64		Number of Sells: 38		
Total Amount Committed:		\$5,500.00		Force #	\$10.46	Action	Action	Action	Action	\$2,886.96	\$10.46	Action	\$2,613.04	Total Number of Trades: 88		
Next BUY At	Next SELL At	Date	Shares	Price	Action	Amount	Shares	Shares	Market Value	Deployed	Avg Cost	Override	Cash On Hand	Total Gain \$	Annualized %	+/- Cash
		09/24/19		\$26.37	Sell			1,677	\$44,222.49	\$13,874.79	\$8.27		\$14,125.21	\$30,347.70		
		09/25/19		\$26.84	Sell			1,677	\$45,010.68	\$13,874.79	\$8.27		\$14,125.21	\$31,135.89		
		09/26/19		\$26.67	Sell			1,677	\$44,725.59	\$13,874.79	\$8.27		\$14,125.21	\$30,850.80		
		09/27/19		\$26.22	Sell			1,677	\$43,970.94	\$13,874.79	\$8.27		\$14,125.21	\$30,096.15		
		09/30/19		\$26.60	Sell			1,677	\$44,608.20	\$13,874.79	\$8.27		\$14,125.21	\$30,733.41		
		10/01/19		\$25.65	Sell			1,677	\$43,015.05	\$13,874.79	\$8.27		\$14,125.21	\$29,140.26		
		10/02/19		\$24.28	Sell			1,677	\$40,717.56	\$13,874.79	\$8.27		\$14,125.21	\$26,842.77		
		10/03/19		\$24.86	Sell			1,677	\$41,690.22	\$13,874.79	\$8.27		\$14,125.21	\$27,815.43		
		10/04/19		\$25.85	Sell			1,677	\$43,350.45	\$13,874.79	\$8.27		\$14,125.21	\$29,475.66		
		10/07/19		\$25.53	Sell			1,677	\$42,813.81	\$13,874.79	\$8.27		\$14,125.21	\$28,939.02		
		10/08/19		\$24.34	Sell			1,677	\$40,818.18	\$13,874.79	\$8.27		\$14,125.21	\$26,943.39		
		10/09/19		\$25.00	Sell			1,677	\$41,925.00	\$13,874.79	\$8.27		\$14,125.21	\$28,050.21		
		10/10/19		\$25.50	Sell			1,677	\$42,763.50	\$13,874.79	\$8.27		\$14,125.21	\$28,888.71		
		10/11/19		\$26.27	Sell			1,677	\$44,054.79	\$13,874.79	\$8.27		\$14,125.21	\$30,180.00		
		10/14/19		\$26.22	Sell			1,677	\$43,970.94	\$13,874.79	\$8.27		\$14,125.21	\$30,096.15		
		10/15/19		\$27.00	Sell			1,677	\$45,279.00	\$13,874.79	\$8.27		\$14,125.21	\$31,404.21		
		10/16/19		\$26.86	Sell			1,677	\$45,044.22	\$13,874.79	\$8.27		\$14,125.21	\$31,169.43		
		10/17/19		\$27.08	Sell			1,677	\$45,413.16	\$13,874.79	\$8.27		\$14,125.21	\$31,538.37		
		10/18/19		\$26.71	Sell			1,677	\$44,792.67	\$13,874.79	\$8.27		\$14,125.21	\$30,917.88		
		10/21/19		\$27.28	Sell			1,677	\$45,748.56	\$13,874.79	\$8.27		\$14,125.21	\$31,873.77		
		10/22/19		\$26.99	Sell			1,677	\$45,262.23	\$13,874.79	\$8.27		\$14,125.21	\$31,387.44		
		10/23/19		\$27.22	Sell			1,677	\$45,647.94	\$13,874.79	\$8.27		\$14,125.21	\$31,773.15		
		10/24/19		\$27.34	Sell			1,677	\$45,849.18	\$13,874.79	\$8.27		\$14,125.21	\$31,974.39		
		10/25/19		\$27.69	Sell			1,677	\$46,436.13	\$13,874.79	\$8.27		\$14,125.21	\$32,561.34		
		10/28/19		\$28.15	Sell			1,677	\$47,207.55	\$13,874.79	\$8.27		\$14,125.21	\$33,332.76		
		10/29/19		\$28.10	Sell			1,677	\$47,123.70	\$13,874.79	\$8.27		\$14,125.21	\$33,248.91		
		10/30/19		\$28.38	Sell			1,677	\$47,593.26	\$13,874.79	\$8.27		\$14,125.21	\$33,718.47		
		10/31/19		\$28.12	Sell			1,677	\$47,157.24	\$13,874.79	\$8.27		\$14,125.21	\$33,282.45		
		11/01/19		\$28.90	Sell			1,677	\$48,465.30	\$13,874.79	\$8.27		\$14,125.21	\$34,590.51		

S&P 500 - 3x		Ticker: UPRO		Number of Shares To Buy On: 1/2/15		276		Periodic Credit/Debit		\$550.00		Optional AA PLUS!		\$184.00		
Automated Investing With Discipline.				 AUTOMATED ALLOCATIONS		The Strategy That Adjusts. Automatically.				Initial Account (+/- Cash in/out):		\$66,500.00		Number of Buys: 50		
Total Amount Committed:				\$5,500.00		Force #		\$10.46		Action		\$2,613.04		Total Number of Trades: 88		
Next BUY At	Next SELL At	Date	Shares	Price	Action	Action Amount	Action Shares	Shares	Market Value	Deployed	Avg Cost	Override	Cash On Hand	Total Gain \$	Annualized %	+/- Cash
		11/04/19		\$29.24	Sell			1,677	\$49,035.48	\$13,874.79	\$8.27		\$14,125.21	\$35,160.69		
		11/05/19		\$29.14	Sell			1,677	\$48,867.78	\$13,874.79	\$8.27		\$14,125.21	\$34,992.99		
		11/06/19		\$29.17	Sell			1,677	\$48,918.09	\$13,874.79	\$8.27		\$14,125.21	\$35,043.30		
		11/07/19		\$29.47	Sell			1,677	\$49,421.19	\$13,874.79	\$8.27		\$14,125.21	\$35,546.40		
		11/08/19		\$29.65	Sell			1,677	\$49,723.05	\$13,874.79	\$8.27		\$14,125.21	\$35,848.26		
		11/11/19		\$29.51	Sell			1,677	\$49,488.27	\$13,874.79	\$8.27		\$14,125.21	\$35,613.48		
		11/12/19		\$29.66	Sell			1,677	\$49,739.82	\$13,874.79	\$8.27		\$14,125.21	\$35,865.03		
		11/13/19		\$29.69	Sell			1,677	\$49,790.13	\$13,874.79	\$8.27		\$14,125.21	\$35,915.34		
		11/14/19		\$29.81	Sell			1,677	\$49,991.37	\$13,874.79	\$8.27		\$14,125.21	\$36,116.58		
		11/15/19		\$30.46	Sell	\$4,964.98	163	1,514	\$46,116.44	\$8,909.81	\$5.88		\$19,090.19	\$37,206.63		
		11/18/19		\$30.52	Sell			1,514	\$46,207.28	\$8,909.81	\$5.88		\$19,090.19	\$37,297.47		
		11/19/19		\$30.47	Sell			1,514	\$46,131.58	\$8,909.81	\$5.88		\$19,090.19	\$37,221.77		
		11/20/19		\$30.15	Sell			1,514	\$45,647.10	\$8,909.81	\$5.88		\$19,090.19	\$36,737.29		
		11/21/19		\$30.00	Sell			1,514	\$45,420.00	\$8,909.81	\$5.88		\$19,090.19	\$36,510.19		
		11/22/19		\$30.17	Sell			1,514	\$45,677.38	\$8,909.81	\$5.88		\$19,090.19	\$36,767.57		
		11/25/19		\$30.86	Sell			1,514	\$46,722.04	\$8,909.81	\$5.88		\$19,090.19	\$37,812.23		
		11/26/19		\$31.06	Sell			1,514	\$47,024.84	\$8,909.81	\$5.88		\$19,090.19	\$38,115.03		
		11/27/19		\$31.46	Sell			1,514	\$47,630.44	\$8,909.81	\$5.88		\$19,090.19	\$38,720.63		
		11/29/19		\$31.13	Sell			1,514	\$47,130.82	\$8,909.81	\$5.88		\$19,090.19	\$38,221.01		
		12/02/19		\$30.33	Sell			1,514	\$45,919.62	\$8,909.81	\$5.88		\$19,090.19	\$37,009.81		
		12/03/19		\$29.71	Sell			1,514	\$44,980.94	\$8,909.81	\$5.88		\$19,090.19	\$36,071.13		
		12/04/19		\$30.24	Sell			1,514	\$45,783.36	\$8,909.81	\$5.88		\$19,090.19	\$36,873.55		
		12/05/19		\$30.42	Sell			1,514	\$46,055.88	\$8,909.81	\$5.88		\$19,090.19	\$37,146.07		
		12/06/19		\$31.23	Sell			1,514	\$47,282.22	\$8,909.81	\$5.88		\$19,090.19	\$38,372.41		
		12/09/19		\$30.95	Sell			1,514	\$46,858.30	\$8,909.81	\$5.88		\$19,090.19	\$37,948.49		
		12/10/19		\$30.83	Sell			1,514	\$46,676.62	\$8,909.81	\$5.88		\$19,090.19	\$37,766.81		
		12/11/19		\$31.09	Sell			1,514	\$47,070.26	\$8,909.81	\$5.88		\$19,090.19	\$38,160.45		
		12/12/19		\$31.88	Sell			1,514	\$48,266.32	\$8,909.81	\$5.88		\$19,090.19	\$39,356.51		
		12/13/19		\$31.94	Sell			1,514	\$48,357.16	\$8,909.81	\$5.88		\$19,090.19	\$39,447.35		

S&P 500 - 3x		Ticker: UPRO		Number of Shares To Buy On: 1/2/15		276		Periodic Credit/Debit \$550.00		Optional AA PLUS! \$184.00																							
Automated Investing With Discipline.				AA AUTOMATED ALLOCATIONS		The Strategy That Adjusts. Automatically.				Initial Account (+/- Cash in/out): \$66,500.00		Number of Buys: 50																					
Total Amount Committed: \$5,500.00				Force #		\$10.46		Action		Action		Shares		Market Value		\$2,886.96		\$10.46		Action		\$2,613.04		Total Number of Trades: 88									
Next BUY At		Next SELL At		Date		Shares		Price		Action		Action Amount		Action Shares		Shares		Market Value		Deployed		Avg Cost		Override		Cash On Hand		Total Gain \$		Annualized %		+/- Cash	
				12/16/19				\$32.61		Sell							1,514	\$49,371.54		\$8,909.81		\$5.88			\$19,090.19	\$40,461.73							
				12/17/19				\$32.61		Sell							1,514	\$49,371.54		\$8,909.81		\$5.88			\$19,090.19	\$40,461.73							
				12/18/19				\$32.61		Sell							1,514	\$49,371.54		\$8,909.81		\$5.88			\$19,090.19	\$40,461.73							
				12/19/19				\$33.00		Sell							1,514	\$49,962.00		\$8,909.81		\$5.88			\$19,090.19	\$41,052.19							
				12/20/19				\$33.50		Sell							1,514	\$50,719.00		\$8,909.81		\$5.88			\$19,090.19	\$41,809.19							
				12/23/19				\$33.59		Sell							1,514	\$50,855.26		\$8,909.81		\$5.88			\$19,090.19	\$41,945.45							
				12/24/19				\$33.58		Sell							1,514	\$50,840.12		\$8,909.81		\$5.88			\$19,090.19	\$41,930.31							
				12/26/19				\$34.08		Sell	\$5,418.72	159	1,355	\$46,178.40		\$3,491.09	\$2.58			\$24,508.91		\$2.58			\$24,508.91	\$42,687.31							
				12/27/19				\$34.06		Sell				1,355	\$46,151.30		\$3,491.09	\$2.58			\$24,508.91		\$2.58		\$24,508.91	\$42,660.21							
				12/30/19				\$33.50		Sell				1,355	\$45,392.50		\$3,491.09	\$2.58			\$24,508.91		\$2.58		\$24,508.91	\$41,901.41							
				12/31/19				\$33.74		Sell				1,355	\$45,717.70		\$3,491.09	\$2.58			\$24,508.91		\$2.58		\$24,508.91	\$42,226.61							
				01/02/20		257		\$34.65		Buy	\$8,905.05	257	1,612	\$55,855.80		\$12,396.14	\$7.69			\$22,153.86		\$7.69		\$22,153.86	\$43,459.66				\$6,550.00				
				01/03/20				\$33.90		Sell				1,612	\$54,646.80		\$12,396.14	\$7.69			\$21,603.86		\$7.69		\$21,603.86	\$42,250.66				-\$550.00			
				01/06/20				\$34.25		Sell				1,612	\$55,211.00		\$12,396.14	\$7.69			\$21,603.86		\$7.69		\$21,603.86	\$42,814.86							
				01/07/20				\$33.95		Sell				1,612	\$54,727.40		\$12,396.14	\$7.69			\$21,603.86		\$7.69		\$21,603.86	\$42,331.26							
				01/08/20				\$34.48		Sell				1,612	\$55,581.76		\$12,396.14	\$7.69			\$21,603.86		\$7.69		\$21,603.86	\$43,185.62							
				01/09/20				\$35.18		Sell				1,612	\$56,710.16		\$12,396.14	\$7.69			\$21,603.86		\$7.69		\$21,603.86	\$44,314.02							
				01/10/20				\$34.88		Sell				1,612	\$56,226.56		\$12,396.14	\$7.69			\$21,603.86		\$7.69		\$21,603.86	\$43,830.42							
				01/13/20				\$35.59		Sell				1,612	\$57,371.08		\$12,396.14	\$7.69			\$21,603.86		\$7.69		\$21,603.86	\$44,974.94							
				01/14/20				\$35.42		Sell				1,612	\$57,097.04		\$12,396.14	\$7.69			\$21,603.86		\$7.69		\$21,603.86	\$44,700.90							
				01/15/20				\$35.67		Sell				1,612	\$57,500.04		\$12,396.14	\$7.69			\$21,603.86		\$7.69		\$21,603.86	\$45,103.90							
				01/16/20				\$36.53		Sell				1,612	\$58,886.36		\$12,396.14	\$7.69			\$21,603.86		\$7.69		\$21,603.86	\$46,490.22							
				01/17/20				\$36.88		Sell				1,612	\$59,450.56		\$12,396.14	\$7.69			\$21,603.86		\$7.69		\$21,603.86	\$47,054.42							
				01/21/20				\$36.67		Sell				1,612	\$59,112.04		\$12,396.14	\$7.69			\$21,603.86		\$7.69		\$21,603.86	\$46,715.90							
				01/22/20				\$36.69		Sell				1,612	\$59,144.28		\$12,396.14	\$7.69			\$21,603.86		\$7.69		\$21,603.86	\$46,748.14							
				01/23/20				\$36.76		Sell				1,612	\$59,257.12		\$12,396.14	\$7.69			\$21,603.86		\$7.69		\$21,603.86	\$46,860.98							
				01/24/20				\$35.78		Sell				1,612	\$57,677.36		\$12,396.14	\$7.69			\$21,603.86		\$7.69		\$21,603.86	\$45,281.22							
				01/27/20				\$34.07		Sell				1,612	\$54,920.84		\$12,396.14	\$7.69			\$21,603.86		\$7.69		\$21,603.86	\$42,524.70							
				01/28/20				\$35.12		Sell				1,612	\$56,613.44		\$12,396.14	\$7.69			\$21,603.86		\$7.69		\$21,603.86	\$44,217.30							

Rule #2
 Periodic Credit/Debit
 +
 Annual Addition
 (\$6,000 + \$550)

S&P 500 - 3x		Ticker: UPRO		Number of Shares To Buy On: 1/2/15		276		Periodic Credit/Debit		\$550.00		Optional AA PLUS!		\$184.00																			
Automated Investing With Discipline.				AA AUTOMATED ALLOCATIONS		The Strategy That Adjusts. Automatically.						Initial Account (+/- Cash in/out):		\$66,500.00		Number of Buys:		50															
Total Amount Committed:				\$5,500.00		Force #		\$10.46		Action		\$2,886.96		\$10.46		Action		\$2,613.04		Highest Amount Deployed:		\$52,487.64		Number of Sells:		38							
Next BUY At		Next SELL At		Date		Shares		Price		Action		Amount		Shares		Shares		Market Value		Deployed		Avg Cost		Override		Cash On Hand		Total Gain \$		Annualized %		+/- Cash	
				01/29/20				\$35.03	Sell					1,612		\$56,468.36	\$12,396.14	\$7.69						\$21,603.86	\$44,072.22								
				01/30/20				\$35.33	Sell					1,612		\$56,951.96	\$12,396.14	\$7.69						\$21,603.86	\$44,555.82								
				01/31/20				\$33.43	Sell					1,612		\$53,889.16	\$12,396.14	\$7.69						\$21,603.86	\$41,493.02								
				02/03/20				\$34.17	Sell					1,612		\$55,082.04	\$12,396.14	\$7.69						\$21,603.86	\$42,685.90								
				02/04/20				\$35.72	Sell					1,612		\$57,580.64	\$12,396.14	\$7.69						\$21,603.86	\$45,184.50								
				02/05/20				\$36.93	Sell					1,612		\$59,531.16	\$12,396.14	\$7.69						\$21,603.86	\$47,135.02								
				02/06/20				\$37.31	Sell					1,612		\$60,143.72	\$12,396.14	\$7.69						\$21,603.86	\$47,747.58								
				02/07/20				\$36.74	Sell					1,612		\$59,224.88	\$12,396.14	\$7.69						\$21,603.86	\$46,828.74								
				02/10/20				\$37.55	Sell					1,612		\$60,530.60	\$12,396.14	\$7.69						\$21,603.86	\$48,134.46								
				02/11/20				\$37.74	Sell	\$5,811.96	154	1,458	\$55,024.92	\$6,584.18	\$4.52									\$27,415.82	\$48,440.74								
				02/12/20				\$38.45	Sell			1,458	\$56,060.10	\$6,584.18	\$4.52									\$27,415.82	\$49,475.92								
				02/13/20				\$38.30	Sell			1,458	\$55,841.40	\$6,584.18	\$4.52									\$27,415.82	\$49,257.22								
				02/14/20				\$38.49	Sell			1,458	\$56,118.42	\$6,584.18	\$4.52									\$27,415.82	\$49,534.24								
				02/18/20				\$38.19	Sell			1,458	\$55,681.02	\$6,584.18	\$4.52									\$27,415.82	\$49,096.84								
				02/19/20				\$38.73	Sell			1,458	\$56,468.34	\$6,584.18	\$4.52									\$27,415.82	\$49,884.16								
				02/20/20				\$38.22	Sell			1,458	\$55,724.76	\$6,584.18	\$4.52									\$27,415.82	\$49,140.58								
				02/21/20				\$37.05	Sell			1,458	\$54,018.90	\$6,584.18	\$4.52									\$27,415.82	\$47,434.72								
				02/24/20				\$33.34	Sell			1,458	\$48,609.72	\$6,584.18	\$4.52									\$27,415.82	\$42,025.54								
				02/25/20				\$30.32	Buy			1,458	\$44,206.56	\$6,584.18	\$4.52									\$27,415.82	\$37,622.38								
				02/26/20				\$29.99	Buy			1,458	\$43,725.42	\$6,584.18	\$4.52									\$27,415.82	\$37,141.24								
				02/27/20				\$25.91	Buy	\$6,140.67	237	1,695	\$43,917.45	\$12,724.85	\$7.51									\$21,275.15	\$31,192.60								
				02/28/20				\$25.73	Buy			1,695	\$43,612.35	\$12,724.85	\$7.51									\$21,275.15	\$30,887.50								
				03/02/20				\$28.85	Buy			1,695	\$48,900.75	\$12,724.85	\$7.51									\$21,275.15	\$36,175.90								
				03/03/20				\$26.40	Buy			1,695	\$44,748.00	\$12,724.85	\$7.51									\$21,275.15	\$32,023.15								
				03/04/20				\$29.72	Buy			1,695	\$50,375.40	\$12,724.85	\$7.51									\$21,275.15	\$37,650.55								
				03/05/20				\$26.74	Buy			1,695	\$45,324.30	\$12,724.85	\$7.51									\$21,275.15	\$32,599.45								
				03/06/20				\$25.40	Buy			1,695	\$43,053.00	\$12,724.85	\$7.51									\$21,275.15	\$30,328.15								
				03/09/20				\$19.47	Buy	\$14,466.21	743	2,438	\$47,467.86	\$27,191.06	\$11.15									\$6,808.94	\$20,276.80								
				03/10/20				\$22.54	Buy			2,438	\$54,952.52	\$27,191.06	\$11.15									\$6,808.94	\$27,761.46								

S&P 500 - 3x		Ticker: UPRO		Number of Shares To Buy On: 1/2/15		276		Periodic Credit/Debit		\$550.00		Optional AA PLUS!		\$184.00						
Automated Investing With Discipline.				AA AUTOMATED ALLOCATIONS		The Strategy That Adjusts. Automatically.				Initial Account (+/- Cash in/out):		\$66,500.00		Number of Buys: 50						
Total Amount Committed:				\$5,500.00		Force #		\$10.46		Action		\$2,613.04		Total Number of Trades: 88						
Next BUY At		Next SELL At		Date		Shares		Price		Action		Cash On Hand		Total Gain \$		Annualized %		+/- Cash		
				03/11/20				\$19.22	Buy	\$6,457.92	336	2,774	\$53,316.28	\$33,648.98	\$12.13		\$351.02	\$19,667.30		
				03/12/20	25			\$13.64	Buy	\$341.00	25	2,799	\$38,178.36	\$33,989.98	\$12.14		\$10.02	\$4,188.38		
				03/13/20				\$17.43	Buy			2,799	\$48,786.57	\$33,989.98	\$12.14		\$10.02	\$14,796.59		
				03/16/20				\$11.34	Buy			2,799	\$31,740.66	\$33,989.98	\$12.14		\$10.02	-\$2,249.32		
				03/17/20				\$13.46	Buy			2,799	\$37,674.54	\$33,989.98	\$12.14		\$10.02	\$3,684.56		
				03/18/20				\$11.39	Buy			2,799	\$31,880.61	\$33,989.98	\$12.14		\$10.02	-\$2,109.37		
				03/19/20				\$11.32	Buy			2,799	\$31,684.68	\$33,989.98	\$12.14		\$10.02	-\$2,305.30		
				03/20/20				\$9.78	Buy			2,799	\$27,374.22	\$33,989.98	\$12.14		\$10.02	-\$6,615.76		
				03/23/20				\$8.98	Buy			2,799	\$25,135.02	\$33,989.98	\$12.14		\$10.02	-\$8,854.96		
				03/24/20				\$11.49	Buy			2,799	\$32,160.51	\$33,989.98	\$12.14		\$10.02	-\$1,829.47		
				03/25/20				\$11.94	Buy			2,799	\$33,420.06	\$33,989.98	\$12.14		\$10.02	-\$569.92		
				03/26/20				\$14.02	Buy			2,799	\$39,241.98	\$33,989.98	\$12.14		\$10.02	\$5,252.00		
				03/27/20				\$12.75	Buy			2,799	\$35,687.25	\$33,989.98	\$12.14		\$10.02	\$1,697.27		
				03/30/20				\$14.00	Buy			2,799	\$39,186.00	\$33,989.98	\$12.14		\$10.02	\$5,196.02		
				03/31/20				\$13.35	Buy			2,799	\$37,366.65	\$33,989.98	\$12.14		\$10.02	\$3,376.67		
				04/01/20				\$11.57	Buy			2,799	\$32,384.43	\$33,989.98	\$12.14		\$10.02	-\$1,605.55		
				04/02/20				\$12.36	Buy			2,799	\$34,595.64	\$33,989.98	\$12.14		\$10.02	\$605.66		
				04/03/20				\$11.83	Buy			2,799	\$33,112.17	\$33,989.98	\$12.14		\$10.02	-\$877.81		
				04/06/20				\$14.22	Buy			2,799	\$39,801.78	\$33,989.98	\$12.14		\$10.02	\$5,811.80		
				04/07/20				\$14.22	Buy			2,799	\$39,801.78	\$33,989.98	\$12.14		\$10.02	\$5,811.80		
				04/08/20				\$15.66	Buy			2,799	\$43,832.34	\$33,989.98	\$12.14		\$10.02	\$9,842.36		
				04/09/20				\$16.37	Buy			2,799	\$45,819.63	\$33,989.98	\$12.14		\$10.02	\$11,829.65		
				04/13/20				\$15.89	Buy			2,799	\$44,476.11	\$33,989.98	\$12.14		\$10.02	\$10,486.13		
				04/14/20				\$17.34	Buy			2,799	\$48,534.66	\$33,989.98	\$12.14		\$10.02	\$14,544.68		
				04/15/20				\$16.22	Buy			2,799	\$45,399.78	\$33,989.98	\$12.14		\$10.02	\$11,409.80		
				04/16/20				\$16.46	Buy			2,799	\$46,071.54	\$33,989.98	\$12.14		\$10.02	\$12,081.56		
				04/17/20				\$17.80	Buy			2,799	\$49,822.20	\$33,989.98	\$12.14		\$10.02	\$15,832.22		
				04/20/20				\$16.85	Buy			2,799	\$47,163.15	\$33,989.98	\$12.14		\$10.02	\$13,173.17		
				04/21/20				\$15.29	Buy			2,799	\$42,796.71	\$33,989.98	\$12.14		\$10.02	\$8,806.73		


Last Buy
Dry Powder = 0
AA Advises Number
of Shares to Buy


S&P 500 - 3x		Ticker: UPRO		Number of Shares To Buy On: 1/2/15		276		Periodic Credit/Debit		\$550.00		Optional AA PLUS!		\$184.00	
Automated Investing With Discipline.				AA AUTOMATED ALLOCATIONS		The Strategy That Adjusts. Automatically.				Initial Account (+/- Cash in/out):		\$66,500.00		Number of Buys: 50	
Total Amount Committed:				\$5,500.00		Force #		\$10.46		Action		\$2,613.04		Total Number of Trades: 88	
Next BUY At		Next SELL At		Date		Shares		Market Value		Deployed		Cash On Hand		Total Gain \$	
				04/22/20				2,799	\$45,679.68	\$33,989.98	\$12.14		\$10.02	\$11,689.70	
				04/23/20				2,799	\$45,651.69	\$33,989.98	\$12.14		\$10.02	\$11,661.71	
				04/24/20				2,799	\$47,583.00	\$33,989.98	\$12.14		\$10.02	\$13,593.02	
				04/27/20				2,799	\$49,682.25	\$33,989.98	\$12.14		\$10.02	\$15,692.27	
				04/28/20				2,799	\$48,926.52	\$33,989.98	\$12.14		\$10.02	\$14,936.54	
				04/29/20				2,799	\$52,733.16	\$33,989.98	\$12.14		\$10.02	\$18,743.18	
				04/30/20				2,799	\$51,249.69	\$33,989.98	\$12.14		\$10.02	\$17,259.71	
				05/01/20				2,799	\$47,135.16	\$33,989.98	\$12.14		\$10.02	\$13,145.18	
				05/04/20				2,799	\$47,638.98	\$33,989.98	\$12.14		\$10.02	\$13,649.00	
				05/05/20				2,799	\$48,898.53	\$33,989.98	\$12.14		\$10.02	\$14,908.55	
				05/06/20				2,799	\$47,946.87	\$33,989.98	\$12.14		\$10.02	\$13,956.89	
				05/07/20				2,799	\$49,654.26	\$33,989.98	\$12.14		\$10.02	\$15,664.28	
				05/08/20				2,799	\$52,061.40	\$33,989.98	\$12.14		\$10.02	\$18,071.42	
				05/11/20				2,799	\$52,145.37	\$33,989.98	\$12.14		\$10.02	\$18,155.39	
				05/12/20				2,799	\$48,954.51	\$33,989.98	\$12.14		\$10.02	\$14,964.53	
				05/13/20				2,799	\$46,435.41	\$33,989.98	\$12.14		\$10.02	\$12,445.43	
				05/14/20				2,799	\$48,114.81	\$33,989.98	\$12.14		\$10.02	\$14,124.83	
				05/15/20				2,799	\$48,674.61	\$33,989.98	\$12.14		\$10.02	\$14,684.63	
				05/18/20				2,799	\$53,181.00	\$33,989.98	\$12.14		\$10.02	\$19,191.02	
				05/19/20				2,799	\$51,557.58	\$33,989.98	\$12.14		\$10.02	\$17,567.60	
				05/20/20				2,799	\$54,132.66	\$33,989.98	\$12.14		\$10.02	\$20,142.68	
				05/21/20				2,799	\$52,957.08	\$33,989.98	\$12.14		\$10.02	\$18,967.10	
				05/22/20				2,799	\$53,264.97	\$33,989.98	\$12.14		\$10.02	\$19,274.99	
				05/26/20				2,799	\$55,280.25	\$33,989.98	\$12.14		\$10.02	\$21,290.27	
				05/27/20				2,799	\$57,715.38	\$33,989.98	\$12.14		\$10.02	\$23,725.40	
				05/28/20				2,799	\$57,435.48	\$33,989.98	\$12.14		\$10.02	\$23,445.50	
				05/29/20				2,799	\$58,107.24	\$33,989.98	\$12.14		\$10.02	\$24,117.26	
				06/01/20				2,799	\$58,890.96	\$33,989.98	\$12.14		\$10.02	\$24,900.98	
				06/02/20				2,799	\$60,374.43	\$33,989.98	\$12.14		\$10.02	\$26,384.45	


Rule #2
Optional AA Plus!
Add Fresh Funds

NO Action
Contribution For This
Year Completed

S&P 500 - 3x		Ticker: UPRO		Number of Shares To Buy On: 1/2/15		276		Periodic Credit/Debit		\$550.00		Optional AA PLUS!		\$184.00		
Automated Investing With Discipline.				AA AUTOMATED ALLOCATIONS		The Strategy That Adjusts. Automatically.				Initial Account (+/- Cash in/out):		\$66,500.00		Number of Buys: 50		
Total Amount Committed:				\$5,500.00		Force #		\$10.46		Action		\$2,613.04		Total Number of Trades: 88		
Next BUY At		Next SELL At		Date		Shares		Market Value		Deployed		Cash On Hand		Total Gain \$		
				06/03/20		\$22.44	Sell			2,799	\$62,809.56	\$33,989.98	\$12.14		\$10.02	\$28,819.58
				06/04/20		\$22.22	Sell			2,799	\$62,193.78	\$33,989.98	\$12.14		\$10.02	\$28,203.80
				06/05/20		\$23.93	Sell			2,799	\$66,980.07	\$33,989.98	\$12.14		\$10.02	\$32,990.09
				06/08/20		\$24.83	Sell			2,799	\$69,499.17	\$33,989.98	\$12.14		\$10.02	\$35,509.19
				06/09/20		\$24.29	Sell			2,799	\$67,987.71	\$33,989.98	\$12.14		\$10.02	\$33,997.73
				06/10/20		\$23.87	Sell			2,799	\$66,812.13	\$33,989.98	\$12.14		\$10.02	\$32,822.15
				06/11/20		\$19.70	Buy			2,799	\$55,140.30	\$33,989.98	\$12.14		\$10.02	\$21,150.32
				06/12/20		\$20.42	Buy			2,799	\$57,155.58	\$33,989.98	\$12.14		\$10.02	\$23,165.60
				06/15/20		\$20.99	Buy			2,799	\$58,751.01	\$33,989.98	\$12.14		\$10.02	\$24,761.03
				06/16/20		\$22.19	Sell			2,799	\$62,109.81	\$33,989.98	\$12.14		\$10.02	\$28,119.83
				06/17/20		\$21.90	Buy			2,799	\$61,298.10	\$33,989.98	\$12.14		\$10.02	\$27,308.12
				06/18/20		\$21.93	Buy			2,799	\$61,382.07	\$33,989.98	\$12.14		\$10.02	\$27,392.09
				06/19/20		\$21.55	Buy			2,799	\$60,318.45	\$33,989.98	\$12.14		\$10.02	\$26,328.47
				06/22/20		\$22.01	Sell			2,799	\$61,605.99	\$33,989.98	\$12.14		\$10.02	\$27,616.01
				06/23/20		\$22.29	Sell			2,799	\$62,389.71	\$33,989.98	\$12.14		\$10.02	\$28,399.73
				06/24/20		\$20.60	Buy			2,799	\$57,659.40	\$33,989.98	\$12.14		\$10.02	\$23,669.42
				06/25/20		\$21.23	Buy			2,799	\$59,422.77	\$33,989.98	\$12.14		\$10.02	\$25,432.79
				06/26/20		\$19.71	Buy			2,799	\$55,168.29	\$33,989.98	\$12.14		\$10.02	\$21,178.31
				06/29/20		\$20.59	Buy			2,799	\$57,631.41	\$33,989.98	\$12.14		\$10.02	\$23,641.43
				06/30/20		\$21.43	Buy			2,799	\$59,982.57	\$33,989.98	\$12.14		\$10.02	\$25,992.59
				07/01/20		\$21.83	Buy			2,799	\$61,102.17	\$33,989.98	\$12.14		\$10.02	\$27,112.19
				07/02/20		\$22.18	Sell			2,799	\$62,081.82	\$33,989.98	\$12.14		\$10.02	\$28,091.84
				07/06/20		\$23.21	Sell			2,799	\$64,964.79	\$33,989.98	\$12.14		\$10.02	\$30,974.81
				07/07/20		\$22.47	Sell			2,799	\$62,893.53	\$33,989.98	\$12.14		\$10.02	\$28,903.55
				07/08/20		\$23.00	Sell			2,799	\$64,377.00	\$33,989.98	\$12.14		\$10.02	\$30,387.02
				07/09/20		\$22.61	Sell			2,799	\$63,285.39	\$33,989.98	\$12.14		\$10.02	\$29,295.41
				07/10/20		\$23.30	Sell			2,799	\$65,216.70	\$33,989.98	\$12.14		\$10.02	\$31,226.72
				07/13/20		\$22.69	Sell			2,799	\$63,509.31	\$33,989.98	\$12.14		\$10.02	\$29,519.33
				07/14/20		\$23.56	Sell			2,799	\$65,944.44	\$33,989.98	\$12.14		\$10.02	\$31,954.46


S&P 500 - 3x		Ticker: UPRO		Number of Shares To Buy On: 1/2/15		276		Periodic Credit/Debit		\$550.00		Optional AA PLUS!		\$184.00	
Automated Investing With Discipline.						The Strategy That Adjusts. Automatically.				Initial Account (+/- Cash in/out):		\$66,500.00		Number of Buys: 50	
Total Amount Committed:				\$5,500.00		Force #		\$10.46		Action		\$2,613.04		Total Number of Trades: 88	
Next BUY At		Next SELL At		Date		Shares		Market Value		Deployed		Cash On Hand		Total Gain \$	
				07/15/20				2,799	\$67,791.78	\$33,989.98	\$12.14		\$10.02	\$33,801.80	
				07/16/20				2,799	\$67,120.02	\$33,989.98	\$12.14		\$10.02	\$33,130.04	
				07/17/20				2,799	\$67,679.82	\$33,989.98	\$12.14		\$10.02	\$33,689.84	
				07/20/20				2,799	\$69,303.24	\$33,989.98	\$12.14		\$10.02	\$35,313.26	
				07/21/20				2,799	\$69,723.09	\$33,989.98	\$12.14		\$10.02	\$35,733.11	
				07/22/20				2,799	\$70,954.65	\$33,989.98	\$12.14		\$10.02	\$36,964.67	
				07/23/20				2,799	\$68,407.56	\$33,989.98	\$12.14		\$10.02	\$34,417.58	
				07/24/20				2,799	\$67,120.02	\$33,989.98	\$12.14		\$10.02	\$33,130.04	
				07/27/20				2,799	\$68,519.52	\$33,989.98	\$12.14		\$10.02	\$34,529.54	
				07/28/20				2,799	\$67,259.97	\$33,989.98	\$12.14		\$10.02	\$33,269.99	
				07/29/20				2,799	\$69,695.10	\$33,989.98	\$12.14		\$10.02	\$35,705.12	
				07/30/20				2,799	\$68,967.36	\$33,989.98	\$12.14		\$10.02	\$34,977.38	
				07/31/20				2,799	\$70,590.78	\$33,989.98	\$12.14		\$10.02	\$36,600.80	
				08/03/20				2,799	\$72,046.26	\$33,989.98	\$12.14		\$10.02	\$38,056.28	
				08/04/20				2,799	\$72,857.97	\$33,989.98	\$12.14		\$10.02	\$38,867.99	
				08/05/20				2,799	\$74,229.48	\$33,989.98	\$12.14		\$10.02	\$40,239.50	
				08/06/20				2,799	\$75,740.94	\$33,989.98	\$12.14		\$10.02	\$41,750.96	
				08/07/20				2,799	\$75,880.89	\$33,989.98	\$12.14		\$10.02	\$41,890.91	
				08/10/20				2,799	\$76,552.65	\$33,989.98	\$12.14		\$10.02	\$42,562.67	
				08/11/20				2,799	\$74,733.30	\$33,989.98	\$12.14		\$10.02	\$40,743.32	
				08/12/20				2,799	\$77,756.22	\$33,989.98	\$12.14		\$10.02	\$43,766.24	
				08/13/20				2,799	\$77,420.34	\$33,989.98	\$12.14		\$10.02	\$43,430.36	
				08/14/20				2,799	\$77,364.36	\$33,989.98	\$12.14		\$10.02	\$43,374.38	
				08/17/20				2,799	\$78,120.09	\$33,989.98	\$12.14		\$10.02	\$44,130.11	
				08/18/20				2,524	\$70,848.68	\$26,270.73	\$10.41		\$7,729.27	\$44,577.95	
				08/19/20				2,524	\$70,041.00	\$26,270.73	\$10.41		\$7,729.27	\$43,770.27	
				08/20/20				2,524	\$70,672.00	\$26,270.73	\$10.41		\$7,729.27	\$44,401.27	
				08/21/20				2,524	\$71,403.96	\$26,270.73	\$10.41		\$7,729.27	\$45,133.23	
				08/24/20				2,524	\$73,599.84	\$26,270.73	\$10.41		\$7,729.27	\$47,329.11	


S&P 500 - 3x		Ticker: UPRO		Number of Shares To Buy On: 1/2/15		276		Periodic Credit/Debit		\$550.00		Optional AA PLUS!		\$184.00		
Automated Investing With Discipline.				 AUTOMATED ALLOCATIONS		The Strategy That Adjusts. Automatically.				Initial Account (+/- Cash in/out):		\$66,500.00		Number of Buys: 50		
Total Amount Committed:				\$5,500.00		Force #		\$10.46		Action		\$2,613.04		Total Number of Trades: 88		
Next BUY At	Next SELL At	Date	Shares	Price	Action	Action Amount	Action Shares	Shares	Market Value	Deployed	Avg Cost	Override	Cash On Hand	Total Gain \$	Annualized %	+/- Cash
		10/06/20		\$26.97	Buy			2,298	\$61,977.06	\$19,245.05	\$8.37		\$14,754.95	\$42,732.01		
		10/07/20		\$28.37	Sell			2,298	\$65,194.26	\$19,245.05	\$8.37		\$14,754.95	\$45,949.21		
		10/08/20		\$29.10	Sell			2,298	\$66,871.80	\$19,245.05	\$8.37		\$14,754.95	\$47,626.75		
		10/09/20		\$29.89	Sell			2,298	\$68,687.22	\$19,245.05	\$8.37		\$14,754.95	\$49,442.17		
		10/12/20		\$31.33	Sell			2,298	\$71,996.34	\$19,245.05	\$8.37		\$14,754.95	\$52,751.29		
		10/13/20		\$30.73	Sell			2,298	\$70,617.54	\$19,245.05	\$8.37		\$14,754.95	\$51,372.49		
		10/14/20		\$30.18	Sell			2,298	\$69,353.64	\$19,245.05	\$8.37		\$14,754.95	\$50,108.59		
		10/15/20		\$30.03	Sell			2,298	\$69,008.94	\$19,245.05	\$8.37		\$14,754.95	\$49,763.89		
		10/16/20		\$29.97	Sell			2,298	\$68,871.06	\$19,245.05	\$8.37		\$14,754.95	\$49,626.01		
		10/19/20		\$28.61	Sell			2,298	\$65,745.78	\$19,245.05	\$8.37		\$14,754.95	\$46,500.73		
		10/20/20		\$28.93	Sell			2,298	\$66,481.14	\$19,245.05	\$8.37		\$14,754.95	\$47,236.09		
		10/21/20		\$28.77	Sell			2,298	\$66,113.46	\$19,245.05	\$8.37		\$14,754.95	\$46,868.41		
		10/22/20		\$29.28	Sell			2,298	\$67,285.44	\$19,245.05	\$8.37		\$14,754.95	\$48,040.39		
		10/23/20		\$29.54	Sell			2,298	\$67,882.92	\$19,245.05	\$8.37		\$14,754.95	\$48,637.87		
		10/26/20		\$27.92	Sell			2,298	\$64,160.16	\$19,245.05	\$8.37		\$14,754.95	\$44,915.11		
		10/27/20		\$27.63	Sell			2,298	\$63,493.74	\$19,245.05	\$8.37		\$14,754.95	\$44,248.69		
		10/28/20		\$24.79	Buy			2,298	\$56,967.42	\$19,245.05	\$8.37		\$14,754.95	\$37,722.37		
		10/29/20		\$25.53	Buy			2,298	\$58,667.94	\$19,245.05	\$8.37		\$14,754.95	\$39,422.89		
		10/30/20		\$24.72	Buy			2,298	\$56,806.56	\$19,245.05	\$8.37		\$14,754.95	\$37,561.51		
		11/02/20		\$25.57	Buy			2,298	\$58,759.86	\$19,245.05	\$8.37		\$14,754.95	\$39,514.81		
		11/03/20		\$26.91	Buy			2,298	\$61,839.18	\$19,245.05	\$8.37		\$14,754.95	\$42,594.13		
		11/04/20		\$28.70	Sell			2,298	\$65,952.60	\$19,245.05	\$8.37		\$14,754.95	\$46,707.55		
		11/05/20		\$30.38	Sell			2,298	\$69,813.24	\$19,245.05	\$8.37		\$14,754.95	\$50,568.19		
		11/06/20		\$30.39	Sell			2,298	\$69,836.22	\$19,245.05	\$8.37		\$14,754.95	\$50,591.17		
		11/09/20		\$31.54	Sell			2,298	\$72,478.92	\$19,245.05	\$8.37		\$14,754.95	\$53,233.87		
		11/10/20		\$31.40	Sell			2,298	\$72,157.20	\$19,245.05	\$8.37		\$14,754.95	\$52,912.15		
		11/11/20		\$32.07	Sell			2,298	\$73,696.86	\$19,245.05	\$8.37		\$14,754.95	\$54,451.81		
		11/12/20		\$31.14	Sell			2,298	\$71,559.72	\$19,245.05	\$8.37		\$14,754.95	\$52,314.67		
		11/13/20		\$32.43	Sell			2,298	\$74,524.14	\$19,245.05	\$8.37		\$14,754.95	\$55,279.09		

S&P 500 - 3x		Ticker: UPRO		Number of Shares To Buy On: 1/2/15		276		Periodic Credit/Debit		\$550.00		Optional AA PLUS!		\$184.00		
Automated Investing With Discipline.						The Strategy That Adjusts. Automatically.				Initial Account (+/- Cash in/out):		\$66,500.00		Number of Buys: 50		
Total Amount Committed:				\$5,500.00		Force #		\$10.46		Action		\$2,613.04		Total Number of Trades: 88		
Next BUY At	Next SELL At	Date	Shares	Price	Action	Action Amount	Action Shares	Shares	Market Value	Deployed	Avg Cost	Override	Cash On Hand	Total Gain \$	Annualized %	+/- Cash
		11/16/20		\$33.61	Sell			2,298	\$77,235.78	\$19,245.05	\$8.37		\$14,754.95	\$57,990.73		
		11/17/20		\$33.12	Sell			2,298	\$76,109.76	\$19,245.05	\$8.37		\$14,754.95	\$56,864.71		
		11/18/20		\$31.90	Sell			2,298	\$73,306.20	\$19,245.05	\$8.37		\$14,754.95	\$54,061.15		
		11/19/20		\$32.31	Sell			2,298	\$74,248.38	\$19,245.05	\$8.37		\$14,754.95	\$55,003.33		
		11/20/20		\$31.64	Sell			2,298	\$72,708.72	\$19,245.05	\$8.37		\$14,754.95	\$53,463.67		
		11/23/20		\$32.22	Sell			2,298	\$74,041.56	\$19,245.05	\$8.37		\$14,754.95	\$54,796.51		
		11/24/20		\$33.76	Sell			2,298	\$77,580.48	\$19,245.05	\$8.37		\$14,754.95	\$58,335.43		
		11/25/20		\$33.60	Sell			2,298	\$77,212.80	\$19,245.05	\$8.37		\$14,754.95	\$57,967.75		
		11/27/20		\$33.86	Sell			2,298	\$77,810.28	\$19,245.05	\$8.37		\$14,754.95	\$58,565.23		
		11/30/20		\$33.42	Sell			2,298	\$76,799.16	\$19,245.05	\$8.37		\$14,754.95	\$57,554.11		
		12/01/20		\$34.52	Sell	\$7,732.48	224	2,074	\$71,594.48	\$11,512.57	\$5.55		\$22,487.43	\$60,081.91		
		12/02/20		\$34.72	Sell			2,074	\$72,009.28	\$11,512.57	\$5.55		\$22,487.43	\$60,496.71		
		12/03/20		\$34.70	Sell			2,074	\$71,967.80	\$11,512.57	\$5.55		\$22,487.43	\$60,455.23		
		12/04/20		\$35.58	Sell			2,074	\$73,792.92	\$11,512.57	\$5.55		\$22,487.43	\$62,280.35		
		12/07/20		\$35.40	Sell			2,074	\$73,419.60	\$11,512.57	\$5.55		\$22,487.43	\$61,907.03		
		12/08/20		\$35.69	Sell			2,074	\$74,021.06	\$11,512.57	\$5.55		\$22,487.43	\$62,508.49		
		12/09/20		\$34.74	Sell			2,074	\$72,050.76	\$11,512.57	\$5.55		\$22,487.43	\$60,538.19		
		12/10/20		\$34.67	Sell			2,074	\$71,905.58	\$11,512.57	\$5.55		\$22,487.43	\$60,393.01		
		12/11/20		\$34.54	Sell			2,074	\$71,635.96	\$11,512.57	\$5.55		\$22,487.43	\$60,123.39		
		12/14/20		\$34.09	Sell			2,074	\$70,702.66	\$11,512.57	\$5.55		\$22,487.43	\$59,190.09		
		12/15/20		\$35.47	Sell			2,074	\$73,564.78	\$11,512.57	\$5.55		\$22,487.43	\$62,052.21		
		12/16/20		\$35.64	Sell			2,074	\$73,917.36	\$11,512.57	\$5.55		\$22,487.43	\$62,404.79		
		12/17/20		\$36.24	Sell			2,074	\$75,161.76	\$11,512.57	\$5.55		\$22,487.43	\$63,649.19		
		12/18/20		\$35.82	Sell			2,074	\$74,290.68	\$11,512.57	\$5.55		\$22,487.43	\$62,778.11		
		12/21/20		\$35.46	Sell			2,074	\$73,544.04	\$11,512.57	\$5.55		\$22,487.43	\$62,031.47		
		12/22/20		\$35.22	Sell			2,074	\$73,046.28	\$11,512.57	\$5.55		\$22,487.43	\$61,533.71		
		12/23/20		\$35.33	Sell			2,074	\$73,274.42	\$11,512.57	\$5.55		\$22,487.43	\$61,761.85		
		12/24/20		\$35.74	Sell			2,074	\$74,124.76	\$11,512.57	\$5.55		\$22,487.43	\$62,612.19		
		12/28/20		\$36.65	Sell			2,074	\$76,012.10	\$11,512.57	\$5.55		\$22,487.43	\$64,499.53		

S&P 500 - 3x		Ticker: UPRO		Number of Shares To Buy On: 1/2/15		276		Periodic Credit/Debit		\$550.00		Optional AA PLUS!		\$184.00		
Automated Investing With Discipline.				AA AUTOMATED ALLOCATIONS		The Strategy That Adjusts. Automatically.				Initial Account (+/- Cash in/out):		\$66,500.00		Number of Buys: 50		
Total Amount Committed:				\$5,500.00		Force #		\$10.46		Action		\$2,613.04		Total Number of Trades: 88		
Next BUY At		Next SELL At		Date		Shares		Price		Action		Cash On Hand		Total Gain \$		
				12/29/20					\$36.43	Sell			\$22,487.43	\$64,043.25		
				12/30/20					\$36.58	Sell			\$22,487.43	\$64,354.35		
				12/31/20					\$37.15	Sell			\$22,487.43	\$65,536.53		
				01/04/21	250			\$8,905.00	250	2,324	\$82,780.88	\$20,417.57	\$8.79	\$20,132.43	\$62,363.31	\$6,550.00
				01/05/21					\$36.33	Sell			\$19,582.43	\$64,013.35	-\$550.00	
				01/06/21					\$37.01	Sell			\$19,582.43	\$65,593.67		
				01/07/21				\$9,234.96	239	2,085	\$80,564.40	\$11,182.61	\$5.36	\$28,817.39	\$69,381.79	
				01/08/21					\$39.30	Sell			\$28,817.39	\$70,757.89		
				01/11/21					\$38.52	Sell			\$28,817.39	\$69,131.59		
				01/12/21					\$38.55	Sell			\$28,817.39	\$69,194.14		
				01/13/21					\$38.83	Sell			\$28,817.39	\$69,777.94		
				01/14/21					\$38.43	Sell			\$28,817.39	\$68,943.94		
				01/15/21					\$37.58	Sell			\$28,817.39	\$67,171.69		
				01/19/21					\$38.47	Sell			\$28,817.39	\$69,027.34		
				01/20/21					\$40.05	Sell			\$28,817.39	\$72,321.64		
				01/21/21					\$40.14	Sell			\$28,817.39	\$72,509.29		
				01/22/21					\$39.73	Sell			\$28,817.39	\$71,654.44		
				01/25/21					\$40.21	Sell			\$28,817.39	\$72,655.24		
				01/26/21					\$40.02	Sell			\$28,817.39	\$72,259.09		
				01/27/21					\$37.07	Sell			\$28,817.39	\$66,108.34		
				01/28/21					\$38.01	Sell			\$28,817.39	\$68,068.24		
				01/29/21					\$35.77	Sell			\$28,817.39	\$63,397.84		
				02/01/21					\$37.47	Sell			\$28,817.39	\$66,942.34		
				02/02/21					\$39.08	Sell			\$28,817.39	\$70,299.19		
				02/03/21					\$39.20	Sell			\$28,817.39	\$70,549.39		
				02/04/21					\$40.51	Sell			\$28,817.39	\$73,280.74		
				02/05/21					\$40.98	Sell			\$28,817.39	\$74,260.69		
				02/08/21					\$41.91	Sell			\$28,817.39	\$76,199.74		
				02/09/21					\$41.79	Sell			\$28,817.39	\$75,949.54		

Rule #2
 Periodic Credit/Debit
 +
 Annual Addition
 (\$6,000 + \$550)


S&P 500 - 3x		Ticker: UPRO		Number of Shares To Buy On: 1/2/15		276		Periodic Credit/Debit		\$550.00		Optional AA PLUS!		\$184.00		
Automated Investing With Discipline.				 AUTOMATED ALLOCATIONS		The Strategy That Adjusts. Automatically.				Initial Account (+/- Cash in/out):		\$66,500.00		Number of Buys: 50		
Total Amount Committed:				\$5,500.00		Force #		\$10.46		Action		\$2,613.04		Total Number of Trades: 88		
Next BUY At	Next SELL At	Date	Shares	Price	Action	Action Amount	Action Shares	Shares	Market Value	Deployed	Avg Cost	Override	Cash On Hand	Total Gain \$	Annualized %	+/- Cash
		02/10/21		\$41.77	Sell			2,085	\$87,090.45	\$11,182.61	\$5.36		\$28,817.39	\$75,907.84		
		02/11/21		\$41.94	Sell			2,085	\$87,444.90	\$11,182.61	\$5.36		\$28,817.39	\$76,262.29		
		02/12/21		\$42.57	Sell			2,085	\$88,758.45	\$11,182.61	\$5.36		\$28,817.39	\$77,575.84		
		02/16/21		\$42.45	Sell			2,085	\$88,508.25	\$11,182.61	\$5.36		\$28,817.39	\$77,325.64		
		02/17/21		\$42.49	Sell			2,085	\$88,591.65	\$11,182.61	\$5.36		\$28,817.39	\$77,409.04		
		02/18/21		\$41.95	Sell			2,085	\$87,465.75	\$11,182.61	\$5.36		\$28,817.39	\$76,283.14		
		02/19/21		\$41.72	Sell			2,085	\$86,986.20	\$11,182.61	\$5.36		\$28,817.39	\$75,803.59		
		02/22/21		\$40.77	Sell			2,085	\$85,005.45	\$11,182.61	\$5.36		\$28,817.39	\$73,822.84		
		02/23/21		\$40.90	Sell			2,085	\$85,276.50	\$11,182.61	\$5.36		\$28,817.39	\$74,093.89		
		02/24/21		\$42.24	Sell			2,085	\$88,070.40	\$11,182.61	\$5.36		\$28,817.39	\$76,887.79		
		02/25/21		\$39.21	Sell			2,085	\$81,752.85	\$11,182.61	\$5.36		\$28,817.39	\$70,570.24		
		02/26/21		\$38.54	Sell			2,085	\$80,355.90	\$11,182.61	\$5.36		\$28,817.39	\$69,173.29		
		03/01/21		\$41.33	Sell			2,085	\$86,173.05	\$11,182.61	\$5.36		\$28,817.39	\$74,990.44		
		03/02/21		\$40.39	Sell			2,085	\$84,213.15	\$11,182.61	\$5.36		\$28,817.39	\$73,030.54		
		03/03/21		\$38.80	Sell			2,085	\$80,898.00	\$11,182.61	\$5.36		\$28,817.39	\$69,715.39		
		03/04/21		\$37.33	Sell			2,085	\$77,833.05	\$11,182.61	\$5.36		\$28,817.39	\$66,650.44		
		03/05/21		\$39.40	Sell			2,085	\$82,149.00	\$11,182.61	\$5.36		\$28,817.39	\$70,966.39		
		03/08/21		\$38.82	Sell			2,085	\$80,939.70	\$11,182.61	\$5.36		\$28,817.39	\$69,757.09		
		03/09/21		\$40.46	Sell			2,085	\$84,359.10	\$11,182.61	\$5.36		\$28,817.39	\$73,176.49		
		03/10/21		\$41.20	Sell			2,085	\$85,902.00	\$11,182.61	\$5.36		\$28,817.39	\$74,719.39		
		03/11/21		\$42.47	Sell			2,085	\$88,549.95	\$11,182.61	\$5.36		\$28,817.39	\$77,367.34		
		03/12/21		\$42.65	Sell	\$8,444.70	198	1,887	\$80,480.55	\$2,737.91	\$1.45		\$37,262.09	\$77,742.64		
		03/15/21		\$43.41	Sell			1,887	\$81,914.67	\$2,737.91	\$1.45		\$37,262.09	\$79,176.76		
		03/16/21		\$43.26	Sell			1,887	\$81,631.62	\$2,737.91	\$1.45		\$37,262.09	\$78,893.71		
		03/17/21		\$43.66	Sell			1,887	\$82,386.42	\$2,737.91	\$1.45		\$37,262.09	\$79,648.51		
		03/18/21		\$41.76	Sell			1,887	\$78,801.12	\$2,737.91	\$1.45		\$37,262.09	\$76,063.21		
		03/19/21		\$41.53	Sell			1,887	\$78,367.11	\$2,737.91	\$1.45		\$37,262.09	\$75,629.20		
		03/22/21		\$42.49	Sell			1,887	\$80,178.63	\$2,737.91	\$1.45		\$37,262.09	\$77,440.72		
		03/23/21		\$41.53	Sell			1,887	\$78,367.11	\$2,737.91	\$1.45		\$37,262.09	\$75,629.20		


S&P 500 - 3x		Ticker: UPRO		Number of Shares To Buy On: 1/2/15		276		Periodic Credit/Debit \$550.00		Optional AA PLUS! \$184.00															
Automated Investing With Discipline.				 AUTOMATED ALLOCATIONS		The Strategy That Adjusts. Automatically.				Initial Account (+/- Cash in/out): \$66,500.00		Number of Buys: 50													
Total Amount Committed: \$5,500.00				Force #		\$10.46		Action		Action		Shares		Market Value		\$2,886.96		\$10.46		Action		\$2,613.04		Total Number of Trades: 88	
Next BUY At	Next SELL At	Date	Shares	Price	Action	Action Amount	Shares	Shares	Market Value	Deployed	Avg Cost	Override	Cash On Hand	Total Gain \$	Annualized %	+/- Cash									
		03/24/21		\$40.88	Sell			1,887	\$77,140.56	\$2,737.91	\$1.45		\$37,262.09	\$74,402.65											
		03/25/21		\$41.55	Sell			1,887	\$78,404.85	\$2,737.91	\$1.45		\$37,262.09	\$75,666.94											
		03/26/21		\$43.58	Sell			1,887	\$82,235.46	\$2,737.91	\$1.45		\$37,262.09	\$79,497.55											
		03/29/21		\$43.50	Sell			1,887	\$82,084.50	\$2,737.91	\$1.45		\$37,262.09	\$79,346.59											
		03/30/21		\$43.14	Sell			1,887	\$81,405.18	\$2,737.91	\$1.45		\$37,262.09	\$78,667.27											
		03/31/21		\$43.67	Sell			1,887	\$82,405.29	\$2,737.91	\$1.45		\$37,262.09	\$79,667.38											
		04/01/21		\$45.03	Sell			1,887	\$84,971.61	\$2,737.91	\$1.45		\$37,262.09	\$82,233.70											
		04/05/21		\$46.99	Sell			1,887	\$88,670.13	\$2,737.91	\$1.45		\$37,262.09	\$85,932.22											
		04/06/21		\$46.91	Sell			1,887	\$88,519.17	\$2,737.91	\$1.45		\$37,262.09	\$85,781.26											
		04/07/21		\$47.10	Sell	\$8,430.90	179	1,708	\$80,446.80	-\$5,692.99	-\$3.33		\$45,692.99	\$86,139.79											
		04/08/21		\$47.75	Sell			1,708	\$81,557.00	-\$5,692.99	-\$3.33		\$45,692.99	\$87,249.99											
		04/09/21		\$48.78	Sell			1,708	\$83,316.24	-\$5,692.99	-\$3.33		\$45,692.99	\$89,009.23											
		04/12/21		\$48.83	Sell			1,708	\$83,401.64	-\$5,692.99	-\$3.33		\$45,692.99	\$89,094.63											
		04/13/21		\$49.24	Sell			1,708	\$84,101.92	-\$5,692.99	-\$3.33		\$45,692.99	\$89,794.91											
		04/14/21		\$48.77	Sell			1,708	\$83,299.16	-\$5,692.99	-\$3.33		\$45,692.99	\$88,992.15											
		04/15/21		\$50.33	Sell			1,708	\$85,963.64	-\$5,692.99	-\$3.33		\$45,692.99	\$91,656.63											
		04/16/21		\$50.87	Sell			1,708	\$86,885.96	-\$5,692.99	-\$3.33		\$45,692.99	\$92,578.95											
		04/19/21		\$50.10	Sell			1,708	\$85,570.80	-\$5,692.99	-\$3.33		\$45,692.99	\$91,263.79											
		04/20/21		\$49.01	Sell			1,708	\$83,709.08	-\$5,692.99	-\$3.33		\$45,692.99	\$89,402.07											
		04/21/21		\$50.37	Sell			1,708	\$86,031.96	-\$5,692.99	-\$3.33		\$45,692.99	\$91,724.95											
		04/22/21		\$49.00	Sell			1,708	\$83,692.00	-\$5,692.99	-\$3.33		\$45,692.99	\$89,384.99											
		04/23/21		\$50.57	Sell			1,708	\$86,373.56	-\$5,692.99	-\$3.33		\$45,692.99	\$92,066.55											
		04/26/21		\$50.89	Sell			1,708	\$86,920.12	-\$5,692.99	-\$3.33		\$45,692.99	\$92,613.11											
		04/27/21		\$50.84	Sell			1,708	\$86,834.72	-\$5,692.99	-\$3.33		\$45,692.99	\$92,527.71											
		04/28/21		\$50.77	Sell			1,708	\$86,715.16	-\$5,692.99	-\$3.33		\$45,692.99	\$92,408.15											
		04/29/21		\$51.71	Sell			1,708	\$88,320.68	-\$5,692.99	-\$3.33		\$45,692.99	\$94,013.67											
		04/30/21		\$50.74	Sell			1,708	\$86,663.92	-\$5,692.99	-\$3.33		\$45,692.99	\$92,356.91											
		05/03/21	14	\$51.07	Buy	\$714.98	14	1,722	\$87,942.54	-\$4,978.01	-\$2.89		\$45,528.01	\$92,920.55		\$550.00									
		05/04/21		\$50.12	Sell			1,722	\$86,306.64	-\$4,978.01	-\$2.89		\$44,978.01	\$91,284.65		-\$550.00									

Rule #2
Periodic Credit/Debit


S&P 500 - 3x		Ticker: UPRO	Number of Shares To Buy On: 1/2/15 276			Periodic Credit/Debit \$550.00		Optional AA PLUS! \$184.00								
Automated Investing With Discipline.			AA AUTOMATED ALLOCATIONS			The Strategy That Adjusts. Automatically.			Initial Account (+/- Cash in/out): \$66,500.00		Number of Buys: 50					
Total Amount Committed: \$5,500.00			Force #	\$10.46		Action	Action		\$2,886.96	\$10.46	Action	\$2,613.04	Total Number of Trades: 88			
Next BUY At	Next SELL At	Date	Shares	Price	Action	Amount	Shares	Shares	Market Value	Deployed	Avg Cost	Override	Cash On Hand	Total Gain \$	Annualized %	+/- Cash
		05/05/21		\$50.12	Sell			1,722	\$86,306.64	-\$4,978.01	-\$2.89		\$44,978.01	\$91,284.65		
		05/06/21		\$51.33	Sell			1,722	\$88,390.26	-\$4,978.01	-\$2.89		\$44,978.01	\$93,368.27		
		05/07/21		\$52.46	Sell	\$9,075.58	173	1,549	\$81,260.54	-\$14,053.59	-\$9.07		\$54,053.59	\$95,314.13		
		05/10/21		\$50.91	Sell			1,549	\$78,859.59	-\$14,053.59	-\$9.07		\$54,053.59	\$92,913.18		
		05/11/21		\$49.57	Sell			1,549	\$76,783.93	-\$14,053.59	-\$9.07		\$54,053.59	\$90,837.52		
		05/12/21		\$46.42	Sell			1,549	\$71,904.58	-\$14,053.59	-\$9.07		\$54,053.59	\$85,958.17		
		05/13/21		\$48.03	Sell			1,549	\$74,398.47	-\$14,053.59	-\$9.07		\$54,053.59	\$88,452.06		
		05/14/21		\$50.24	Sell			1,549	\$77,821.76	-\$14,053.59	-\$9.07		\$54,053.59	\$91,875.35		
		05/17/21		\$49.87	Sell			1,549	\$77,248.63	-\$14,053.59	-\$9.07		\$54,053.59	\$91,302.22		
		05/18/21		\$48.62	Sell			1,549	\$75,312.38	-\$14,053.59	-\$9.07		\$54,053.59	\$89,365.97		
		05/19/21		\$48.20	Sell			1,549	\$74,661.80	-\$14,053.59	-\$9.07		\$54,053.59	\$88,715.39		
		05/20/21		\$49.74	Sell			1,549	\$77,047.26	-\$14,053.59	-\$9.07		\$54,053.59	\$91,100.85		
		05/21/21		\$49.62	Sell			1,549	\$76,861.38	-\$14,053.59	-\$9.07		\$54,053.59	\$90,914.97		
		05/24/21		\$51.13	Sell			1,549	\$79,200.37	-\$14,053.59	-\$9.07		\$54,053.59	\$93,253.96		
		05/25/21		\$50.80	Sell			1,549	\$78,689.20	-\$14,053.59	-\$9.07		\$54,053.59	\$92,742.79		
		05/26/21		\$51.10	Sell			1,549	\$79,153.90	-\$14,053.59	-\$9.07		\$54,053.59	\$93,207.49		
		05/27/21		\$51.13	Sell			1,549	\$79,200.37	-\$14,053.59	-\$9.07		\$54,053.59	\$93,253.96		
		05/28/21		\$51.43	Sell			1,549	\$79,665.07	-\$14,053.59	-\$9.07		\$54,053.59	\$93,718.66		
		06/01/21		\$51.28	Sell			1,549	\$79,432.72	-\$14,053.59	-\$9.07		\$54,053.59	\$93,486.31		
		06/02/21		\$51.55	Sell			1,549	\$79,850.95	-\$14,053.59	-\$9.07		\$54,053.59	\$93,904.54		
		06/03/21		\$50.97	Sell			1,549	\$78,952.53	-\$14,053.59	-\$9.07		\$54,053.59	\$93,006.12		
		06/04/21		\$52.31	Sell			1,549	\$81,028.19	-\$14,053.59	-\$9.07		\$54,053.59	\$95,081.78		
		06/07/21		\$52.23	Sell			1,549	\$80,904.27	-\$14,053.59	-\$9.07		\$54,053.59	\$94,957.86		
		06/08/21		\$52.25	Sell			1,549	\$80,935.25	-\$14,053.59	-\$9.07		\$54,053.59	\$94,988.84		
		06/09/21		\$52.00	Sell			1,549	\$80,548.00	-\$14,053.59	-\$9.07		\$54,053.59	\$94,601.59		
		06/10/21		\$52.72	Sell			1,549	\$81,663.28	-\$14,053.59	-\$9.07		\$54,053.59	\$95,716.87		
		06/11/21		\$52.98	Sell			1,549	\$82,066.02	-\$14,053.59	-\$9.07		\$54,053.59	\$96,119.61		
		06/14/21		\$53.35	Sell			1,549	\$82,639.15	-\$14,053.59	-\$9.07		\$54,053.59	\$96,692.74		
		06/15/21		\$53.03	Sell			1,549	\$82,143.47	-\$14,053.59	-\$9.07		\$54,053.59	\$96,197.06		

S&P 500 - 3x		Ticker: UPRO		Number of Shares To Buy On: 1/2/15		276		Periodic Credit/Debit		\$550.00		Optional AA PLUS!		\$184.00	
Automated Investing With Discipline.				 AUTOMATED ALLOCATIONS		The Strategy That Adjusts. Automatically.				Initial Account (+/- Cash in/out):		\$66,500.00		Number of Buys: 50	
Total Amount Committed:				\$5,500.00		Force #		\$10.46		Action		\$2,613.04		Total Number of Trades: 88	
Next BUY At		Next SELL At		Date		Shares		Market Value		Deployed		Cash On Hand		Total Gain \$	
				09/08/21				1,270	\$80,695.80	-\$31,094.96	-\$24.48		\$71,094.96	\$111,790.76	
				09/09/21				1,270	\$79,603.60	-\$31,094.96	-\$24.48		\$71,094.96	\$110,698.56	
				09/10/21				1,270	\$77,762.10	-\$31,094.96	-\$24.48		\$71,094.96	\$108,857.06	
				09/13/21				1,270	\$78,282.80	-\$31,094.96	-\$24.48		\$71,094.96	\$109,377.76	
				09/14/21				1,270	\$77,076.30	-\$31,094.96	-\$24.48		\$71,094.96	\$108,171.26	
				09/15/21				1,270	\$79,006.70	-\$31,094.96	-\$24.48		\$71,094.96	\$110,101.66	
				09/16/21				1,270	\$78,562.20	-\$31,094.96	-\$24.48		\$71,094.96	\$109,657.16	
				09/17/21				1,270	\$76,327.00	-\$31,094.96	-\$24.48		\$71,094.96	\$107,421.96	
				09/20/21				1,270	\$72,517.00	-\$31,094.96	-\$24.48		\$71,094.96	\$103,611.96	
				09/21/21				1,270	\$72,313.80	-\$31,094.96	-\$24.48		\$71,094.96	\$103,408.76	
				09/22/21				1,270	\$74,358.50	-\$31,094.96	-\$24.48		\$71,094.96	\$105,453.46	
				09/23/21				1,270	\$77,063.60	-\$31,094.96	-\$24.48		\$71,094.96	\$108,158.56	
				09/24/21				1,270	\$77,457.30	-\$31,094.96	-\$24.48		\$71,094.96	\$108,552.26	
				09/27/21				1,270	\$76,784.20	-\$31,094.96	-\$24.48		\$71,094.96	\$107,879.16	
				09/28/21				1,270	\$72,148.70	-\$31,094.96	-\$24.48		\$71,094.96	\$103,243.66	
				09/29/21				1,270	\$72,440.80	-\$31,094.96	-\$24.48		\$71,094.96	\$103,535.76	
				09/30/21				1,270	\$69,811.90	-\$31,094.96	-\$24.48		\$71,094.96	\$100,906.86	
				10/01/21				1,270	\$72,301.10	-\$31,094.96	-\$24.48		\$71,094.96	\$103,396.06	
				10/04/21				1,270	\$69,481.70	-\$31,094.96	-\$24.48		\$71,094.96	\$100,576.66	
				10/05/21				1,270	\$71,589.90	-\$31,094.96	-\$24.48		\$71,094.96	\$102,684.86	
				10/06/21				1,270	\$72,517.00	-\$31,094.96	-\$24.48		\$71,094.96	\$103,611.96	
				10/07/21				1,270	\$74,371.20	-\$31,094.96	-\$24.48		\$71,094.96	\$105,466.16	
				10/08/21				1,270	\$73,939.40	-\$31,094.96	-\$24.48		\$71,094.96	\$105,034.36	
				10/11/21				1,270	\$72,364.60	-\$31,094.96	-\$24.48		\$71,094.96	\$103,459.56	
				10/12/21				1,270	\$71,856.60	-\$31,094.96	-\$24.48		\$71,094.96	\$102,951.56	
				10/13/21				1,270	\$72,567.80	-\$31,094.96	-\$24.48		\$71,094.96	\$103,662.76	
				10/14/21				1,270	\$76,225.40	-\$31,094.96	-\$24.48		\$71,094.96	\$107,320.36	
				10/15/21				1,270	\$77,990.70	-\$31,094.96	-\$24.48		\$71,094.96	\$109,085.66	
				10/18/21				1,270	\$78,714.60	-\$31,094.96	-\$24.48		\$71,094.96	\$109,809.56	

S&P 500 - 3x		Ticker: UPRO		Number of Shares To Buy On: 1/2/15		276		Periodic Credit/Debit		\$550.00		Optional AA PLUS!		\$184.00		
Automated Investing With Discipline.						The Strategy That Adjusts. Automatically.				Initial Account (+/- Cash in/out):		\$66,500.00		Number of Buys: 50		
Total Amount Committed:				\$5,500.00		Force #		\$10.46		Action		\$2,613.04		Total Number of Trades: 88		
Next BUY At	Next SELL At	Date	Shares	Price	Action	Action Amount	Action Shares	Shares	Market Value	Deployed	Avg Cost	Override	Cash On Hand	Total Gain \$	Annualized %	+/- Cash
		10/19/21		\$63.39	Sell			1,270	\$80,505.30	-\$31,094.96	-\$24.48		\$71,094.96	\$111,600.26		
		10/20/21		\$64.11	Sell			1,270	\$81,419.70	-\$31,094.96	-\$24.48		\$71,094.96	\$112,514.66		
		10/21/21		\$64.62	Sell			1,270	\$82,067.40	-\$31,094.96	-\$24.48		\$71,094.96	\$113,162.36		
		10/22/21		\$64.40	Sell			1,270	\$81,788.00	-\$31,094.96	-\$24.48		\$71,094.96	\$112,882.96		
		10/25/21		\$65.38	Sell			1,270	\$83,032.60	-\$31,094.96	-\$24.48		\$71,094.96	\$114,127.56		
		10/26/21		\$65.63	Sell			1,270	\$83,350.10	-\$31,094.96	-\$24.48		\$71,094.96	\$114,445.06		
		10/27/21		\$64.74	Sell			1,270	\$82,219.80	-\$31,094.96	-\$24.48		\$71,094.96	\$113,314.76		
		10/28/21		\$66.59	Sell			1,270	\$84,569.30	-\$31,094.96	-\$24.48		\$71,094.96	\$115,664.26		
		10/29/21		\$67.01	Sell			1,270	\$85,102.70	-\$31,094.96	-\$24.48		\$71,094.96	\$116,197.66		
		11/01/21		\$67.37	Sell			1,270	\$85,559.90	-\$31,094.96	-\$24.48		\$71,094.96	\$116,654.86		
		11/02/21		\$68.17	Sell			1,270	\$86,575.90	-\$31,094.96	-\$24.48		\$71,094.96	\$117,670.86		
		11/03/21		\$69.44	Sell			1,270	\$88,188.80	-\$31,094.96	-\$24.48		\$71,094.96	\$119,283.76		
		11/04/21		\$70.37	Sell			1,270	\$89,369.90	-\$31,094.96	-\$24.48		\$71,094.96	\$120,464.86		
		11/05/21		\$71.13	Sell			1,270	\$90,335.10	-\$31,094.96	-\$24.48		\$71,094.96	\$121,430.06		
		11/08/21		\$71.33	Sell	\$8,630.93	121	1,149	\$81,958.17	-\$39,725.89	-\$34.57		\$79,725.89	\$121,684.06		
		11/09/21		\$70.60	Sell			1,149	\$81,119.40	-\$39,725.89	-\$34.57		\$79,725.89	\$120,845.29		
		11/10/21		\$68.91	Sell			1,149	\$79,177.59	-\$39,725.89	-\$34.57		\$79,725.89	\$118,903.48		
		11/11/21		\$68.99	Sell			1,149	\$79,269.51	-\$39,725.89	-\$34.57		\$79,725.89	\$118,995.40		
		11/12/21		\$70.52	Sell			1,149	\$81,027.48	-\$39,725.89	-\$34.57		\$79,725.89	\$120,753.37		
		11/15/21		\$70.55	Sell			1,149	\$81,061.95	-\$39,725.89	-\$34.57		\$79,725.89	\$120,787.84		
		11/16/21		\$71.40	Sell			1,149	\$82,038.60	-\$39,725.89	-\$34.57		\$79,725.89	\$121,764.49		
		11/17/21		\$70.85	Sell			1,149	\$81,406.65	-\$39,725.89	-\$34.57		\$79,725.89	\$121,132.54		
		11/18/21		\$71.56	Sell			1,149	\$82,222.44	-\$39,725.89	-\$34.57		\$79,725.89	\$121,948.33		
		11/19/21		\$71.22	Sell			1,149	\$81,831.78	-\$39,725.89	-\$34.57		\$79,725.89	\$121,557.67		
		11/22/21		\$70.59	Sell			1,149	\$81,107.91	-\$39,725.89	-\$34.57		\$79,725.89	\$120,833.80		
		11/23/21		\$70.92	Sell			1,149	\$81,487.08	-\$39,725.89	-\$34.57		\$79,725.89	\$121,212.97		
		11/24/21		\$71.40	Sell			1,149	\$82,038.60	-\$39,725.89	-\$34.57		\$79,725.89	\$121,764.49		
		11/26/21		\$66.75	Sell			1,149	\$76,695.75	-\$39,725.89	-\$34.57		\$79,725.89	\$116,421.64		
		11/29/21		\$69.11	Sell			1,149	\$79,407.39	-\$39,725.89	-\$34.57		\$79,725.89	\$119,133.28		

S&P 500 - 3x		Ticker: UPRO		Number of Shares To Buy On: 1/2/15		276		Periodic Credit/Debit \$550.00		Optional AA PLUS! \$184.00						
Automated Investing With Discipline.						The Strategy That Adjusts. Automatically.				Initial Account (+/- Cash in/out): \$66,500.00		Number of Buys: 50				
Total Amount Committed: \$5,500.00				Force #		\$10.46		Action		\$2,886.96		\$2,613.04		Total Number of Trades: 88		
Next BUY At	Next SELL At	Date	Shares	Price	Action	Action Amount	Action Shares	Shares	Market Value	Deployed	Avg Cost	Override	Cash On Hand	Total Gain \$	Annualized %	+/- Cash
		11/30/21		\$65.19	Sell			1,149	\$74,903.31	-\$39,725.89	-\$34.57		\$79,725.89	\$114,629.20		
		12/01/21		\$62.89	Sell			1,149	\$72,260.61	-\$39,725.89	-\$34.57		\$79,725.89	\$111,986.50		
		12/02/21		\$65.72	Sell			1,149	\$75,512.28	-\$39,725.89	-\$34.57		\$79,725.89	\$115,238.17		
		12/03/21		\$63.99	Sell			1,149	\$73,524.51	-\$39,725.89	-\$34.57		\$79,725.89	\$113,250.40		
		12/06/21		\$66.28	Sell			1,149	\$76,155.72	-\$39,725.89	-\$34.57		\$79,725.89	\$115,881.61		
		12/07/21		\$70.39	Sell			1,149	\$80,878.11	-\$39,725.89	-\$34.57		\$79,725.89	\$120,604.00		
		12/08/21		\$71.00	Sell			1,149	\$81,579.00	-\$39,725.89	-\$34.57		\$79,725.89	\$121,304.89		
		12/09/21		\$69.54	Sell			1,149	\$79,901.46	-\$39,725.89	-\$34.57		\$79,725.89	\$119,627.35		
		12/10/21		\$71.55	Sell			1,149	\$82,210.95	-\$39,725.89	-\$34.57		\$79,725.89	\$121,936.84		
		12/13/21		\$69.64	Sell			1,149	\$80,016.36	-\$39,725.89	-\$34.57		\$79,725.89	\$119,742.25		
		12/14/21		\$68.18	Sell			1,149	\$78,338.82	-\$39,725.89	-\$34.57		\$79,725.89	\$118,064.71		
		12/15/21		\$71.33	Sell			1,149	\$81,958.17	-\$39,725.89	-\$34.57		\$79,725.89	\$121,684.06		
		12/16/21		\$69.42	Sell			1,149	\$79,763.58	-\$39,725.89	-\$34.57		\$79,725.89	\$119,489.47		
		12/17/21		\$67.24	Sell			1,149	\$77,258.76	-\$39,725.89	-\$34.57		\$79,725.89	\$116,984.65		
		12/20/21		\$65.08	Sell			1,149	\$74,776.92	-\$39,725.89	-\$34.57		\$79,725.89	\$114,502.81		
		12/21/21		\$68.53	Sell			1,149	\$78,740.97	-\$39,725.89	-\$34.57		\$79,725.89	\$118,466.86		
		12/22/21		\$70.57	Sell			1,149	\$81,084.93	-\$39,725.89	-\$34.57		\$79,725.89	\$120,810.82		
		12/23/21		\$71.87	Sell			1,149	\$82,578.63	-\$39,725.89	-\$34.57		\$79,725.89	\$122,304.52		
		12/27/21		\$74.89	Sell			1,149	\$86,048.61	-\$39,725.89	-\$34.57		\$79,725.89	\$125,774.50		
		12/28/21		\$74.76	Sell			1,149	\$85,899.24	-\$39,725.89	-\$34.57		\$79,725.89	\$125,625.13		
		12/29/21		\$75.03	Sell			1,149	\$86,209.47	-\$39,725.89	-\$34.57		\$79,725.89	\$125,935.36		
		12/30/21		\$74.39	Sell			1,149	\$85,474.11	-\$39,725.89	-\$34.57		\$79,725.89	\$125,200.00		
		12/31/21		\$73.79	Sell			1,149	\$84,784.71	-\$39,725.89	-\$34.57		\$79,725.89	\$124,510.60		
		01/03/22	118	\$75.08	Buy	\$8,859.44	118	1,267	\$95,126.36	-\$30,866.45	-\$24.36		\$77,416.45	\$125,992.81		\$6,550.00
		01/04/22		\$75.01	Sell			1,267	\$95,037.67	-\$30,866.45	-\$24.36		\$76,866.45	\$125,904.12		-\$550.00
		01/05/22		\$70.66	Sell			1,267	\$89,526.22	-\$30,866.45	-\$24.36		\$76,866.45	\$120,392.67		
		01/06/22		\$70.46	Sell			1,267	\$89,272.82	-\$30,866.45	-\$24.36		\$76,866.45	\$120,139.27		
		01/07/22		\$69.66	Sell			1,267	\$88,259.22	-\$30,866.45	-\$24.36		\$76,866.45	\$119,125.67		
		01/10/22		\$69.35	Sell			1,267	\$87,866.45	-\$30,866.45	-\$24.36		\$76,866.45	\$118,732.90		

Rule #2
Periodic Credit/Debit
+
Annual Addition
(\$6,000 + \$550)

S&P 500 - 3x		Ticker: UPRO		Number of Shares To Buy On: 1/2/15		276		Periodic Credit/Debit		\$550.00		Optional AA PLUS!		\$184.00	
Automated Investing With Discipline.						The Strategy That Adjusts. Automatically.				Initial Account (+/- Cash in/out):		\$66,500.00		Number of Buys: 50	
Total Amount Committed:				\$5,500.00		Force #		\$10.46		Action		\$2,613.04		Total Number of Trades: 88	
Next BUY At		Next SELL At		Date		Shares		Market Value		Deployed		Cash On Hand		Annualized %	
				01/11/22				1,267	\$90,286.42	-\$30,866.45	-\$24.36		\$76,866.45	\$121,152.87	
				01/12/22				1,267	\$91,071.96	-\$30,866.45	-\$24.36		\$76,866.45	\$121,938.41	
				01/13/22				1,267	\$87,220.28	-\$30,866.45	-\$24.36		\$76,866.45	\$118,086.73	
				01/14/22				1,267	\$87,296.30	-\$30,866.45	-\$24.36		\$76,866.45	\$118,162.75	
				01/18/22				1,267	\$82,671.75	-\$30,866.45	-\$24.36		\$76,866.45	\$113,538.20	
				01/19/22				1,267	\$80,112.41	-\$30,866.45	-\$24.36		\$76,866.45	\$110,978.86	
				01/20/22				1,267	\$77,439.04	-\$30,866.45	-\$24.36		\$76,866.45	\$108,305.49	
				01/21/22				1,267	\$72,890.51	-\$30,866.45	-\$24.36		\$76,866.45	\$103,756.96	
				01/24/22				1,267	\$73,790.08	-\$30,866.45	-\$24.36		\$76,866.45	\$104,656.53	
				01/25/22				1,267	\$71,040.69	-\$30,866.45	-\$24.36		\$76,866.45	\$101,907.14	
				01/26/22				1,267	\$70,597.24	-\$30,866.45	-\$24.36		\$76,866.45	\$101,463.69	
				01/27/22				1,267	\$69,507.62	-\$30,866.45	-\$24.36		\$76,866.45	\$100,374.07	
				01/28/22				1,267	\$74,626.30	-\$30,866.45	-\$24.36		\$76,866.45	\$105,492.75	
				01/31/22				1,267	\$78,630.02	-\$30,866.45	-\$24.36		\$76,866.45	\$109,496.47	
				02/01/22				1,267	\$80,365.81	-\$30,866.45	-\$24.36		\$76,866.45	\$111,232.26	
				02/02/22				1,267	\$82,583.06	-\$30,866.45	-\$24.36		\$76,866.45	\$113,449.51	
				02/03/22				1,267	\$76,767.53	-\$30,866.45	-\$24.36		\$76,866.45	\$107,633.98	
				02/04/22				1,267	\$77,831.81	-\$30,866.45	-\$24.36		\$76,866.45	\$108,698.26	
				02/07/22				1,267	\$77,033.60	-\$30,866.45	-\$24.36		\$76,866.45	\$107,900.05	
				02/08/22				1,267	\$78,883.42	-\$30,866.45	-\$24.36		\$76,866.45	\$109,749.87	
				02/09/22				1,267	\$82,355.00	-\$30,866.45	-\$24.36		\$76,866.45	\$113,221.45	
				02/10/22				1,267	\$77,996.52	-\$30,866.45	-\$24.36		\$76,866.45	\$108,862.97	
				02/11/22				1,267	\$73,346.63	-\$30,866.45	-\$24.36		\$76,866.45	\$104,213.08	
				02/14/22				1,267	\$72,624.44	-\$30,866.45	-\$24.36		\$76,866.45	\$103,490.89	
				02/15/22				1,267	\$76,070.68	-\$30,866.45	-\$24.36		\$76,866.45	\$106,937.13	
				02/16/22				1,267	\$76,362.09	-\$30,866.45	-\$24.36		\$76,866.45	\$107,228.54	
				02/17/22				1,267	\$71,522.15	-\$30,866.45	-\$24.36		\$76,866.45	\$102,388.60	
				02/18/22				1,267	\$70,090.44	-\$30,866.45	-\$24.36		\$76,866.45	\$100,956.89	
				02/22/22				1,267	\$67,860.52	-\$30,866.45	-\$24.36		\$76,866.45	\$98,726.97	

S&P 500 - 3x		Ticker: UPRO		Number of Shares To Buy On: 1/2/15		276		Periodic Credit/Debit		\$550.00		Optional AA PLUS!		\$184.00		
Automated Investing With Discipline.				AA AUTOMATED ALLOCATIONS		The Strategy That Adjusts. Automatically.				Initial Account (+/- Cash in/out):		\$66,500.00		Number of Buys: 50		
Total Amount Committed:				\$5,500.00		Force #		\$10.46		Action		\$2,613.04		Total Number of Trades: 88		
Next BUY At	Next SELL At	Date	Shares	Price	Action	Action Amount	Action Shares	Shares	Market Value	Deployed	Avg Cost	Override	Cash On Hand	Total Gain \$	Annualized %	+/- Cash
		02/23/22		\$50.58	Buy	\$8,244.54	163	1,430	\$72,329.40	-\$22,621.91	-\$15.82		\$68,621.91	\$94,951.31		
		02/24/22		\$52.93	Buy			1,430	\$75,689.90	-\$22,621.91	-\$15.82		\$68,621.91	\$98,311.81		
		02/25/22		\$56.38	Buy			1,430	\$80,623.40	-\$22,621.91	-\$15.82		\$68,621.91	\$103,245.31		
		02/28/22		\$55.95	Buy			1,430	\$80,008.50	-\$22,621.91	-\$15.82		\$68,621.91	\$102,630.41		
		03/01/22		\$53.47	Buy			1,430	\$76,462.10	-\$22,621.91	-\$15.82		\$68,621.91	\$99,084.01		
		03/02/22		\$56.37	Buy			1,430	\$80,609.10	-\$22,621.91	-\$15.82		\$68,621.91	\$103,231.01		
		03/03/22		\$55.55	Buy			1,430	\$79,436.50	-\$22,621.91	-\$15.82		\$68,621.91	\$102,058.41		
		03/04/22		\$54.21	Buy			1,430	\$77,520.30	-\$22,621.91	-\$15.82		\$68,621.91	\$100,142.21		
		03/07/22		\$49.39	Buy			1,430	\$70,627.70	-\$22,621.91	-\$15.82		\$68,621.91	\$93,249.61		
		03/08/22		\$48.22	Buy			1,430	\$68,954.60	-\$22,621.91	-\$15.82		\$68,621.91	\$91,576.51		
		03/09/22		\$52.14	Buy			1,430	\$74,560.20	-\$22,621.91	-\$15.82		\$68,621.91	\$97,182.11		
		03/10/22		\$51.39	Buy			1,430	\$73,487.70	-\$22,621.91	-\$15.82		\$68,621.91	\$96,109.61		
		03/11/22		\$49.47	Buy			1,430	\$70,742.10	-\$22,621.91	-\$15.82		\$68,621.91	\$93,364.01		
		03/14/22		\$48.37	Buy			1,430	\$69,169.10	-\$22,621.91	-\$15.82		\$68,621.91	\$91,791.01		
		03/15/22		\$51.56	Buy			1,430	\$73,730.80	-\$22,621.91	-\$15.82		\$68,621.91	\$96,352.71		
		03/16/22		\$54.92	Buy			1,430	\$78,535.60	-\$22,621.91	-\$15.82		\$68,621.91	\$101,157.51		
		03/17/22		\$56.98	Buy			1,430	\$81,481.40	-\$22,621.91	-\$15.82		\$68,621.91	\$104,103.31		
		03/18/22		\$58.86	Sell			1,430	\$84,169.80	-\$22,621.91	-\$15.82		\$68,621.91	\$106,791.71		
		03/21/22		\$58.86	Sell			1,430	\$84,169.80	-\$22,621.91	-\$15.82		\$68,621.91	\$106,791.71		
		03/22/22		\$60.87	Sell			1,430	\$87,044.10	-\$22,621.91	-\$15.82		\$68,621.91	\$109,666.01		
		03/23/22		\$58.55	Sell			1,430	\$83,726.50	-\$22,621.91	-\$15.82		\$68,621.91	\$106,348.41		
		03/24/22		\$61.15	Sell			1,430	\$87,444.50	-\$22,621.91	-\$15.82		\$68,621.91	\$110,066.41		
		03/25/22		\$62.07	Sell			1,430	\$88,760.10	-\$22,621.91	-\$15.82		\$68,621.91	\$111,382.01		
		03/28/22		\$63.38	Sell			1,430	\$90,633.40	-\$22,621.91	-\$15.82		\$68,621.91	\$113,255.31		
		03/29/22		\$65.78	Sell			1,430	\$94,065.40	-\$22,621.91	-\$15.82		\$68,621.91	\$116,687.31		
		03/30/22		\$64.57	Sell			1,430	\$92,335.10	-\$22,621.91	-\$15.82		\$68,621.91	\$114,957.01		
		03/31/22		\$61.58	Sell			1,430	\$88,059.40	-\$22,621.91	-\$15.82		\$68,621.91	\$110,681.31		
		04/01/22		\$62.02	Sell			1,430	\$88,688.60	-\$22,621.91	-\$15.82		\$68,621.91	\$111,310.51		
		04/04/22		\$63.65	Sell			1,430	\$91,019.50	-\$22,621.91	-\$15.82		\$68,621.91	\$113,641.41		

S&P 500 - 3x		Ticker: UPRO		Number of Shares To Buy On: 1/2/15		276		Periodic Credit/Debit \$550.00		Optional AA PLUS! \$184.00																							
Automated Investing With Discipline.				AA AUTOMATED ALLOCATIONS		The Strategy That Adjusts. Automatically.				Initial Account (+/- Cash in/out): \$66,500.00		Number of Buys: 50																					
Total Amount Committed: \$5,500.00				Force #		\$10.46		Action		\$2,886.96		\$10.46		Action		\$2,613.04		Total Number of Trades: 88															
Next BUY At		Next SELL At		Date		Shares		Price		Action		Amount		Shares		Shares		Market Value		Deployed		Avg Cost		Override		Cash On Hand		Total Gain \$		Annualized %		+/- Cash	
				04/05/22				\$61.29	Sell					1,430				\$87,644.70	-\$22,621.91	-\$15.82				\$68,621.91	\$110,266.61								
				04/06/22				\$59.43	Sell					1,430				\$84,984.90	-\$22,621.91	-\$15.82				\$68,621.91	\$107,606.81								
				04/07/22				\$60.30	Sell					1,430				\$86,229.00	-\$22,621.91	-\$15.82				\$68,621.91	\$108,850.91								
				04/08/22				\$59.87	Sell					1,430				\$85,614.10	-\$22,621.91	-\$15.82				\$68,621.91	\$108,236.01								
				04/11/22				\$56.74	Buy					1,430				\$81,138.20	-\$22,621.91	-\$15.82				\$68,621.91	\$103,760.11								
				04/12/22				\$56.09	Buy					1,430				\$80,208.70	-\$22,621.91	-\$15.82				\$68,621.91	\$102,830.61								
				04/13/22				\$58.00	Sell					1,430				\$82,940.00	-\$22,621.91	-\$15.82				\$68,621.91	\$105,561.91								
				04/14/22				\$55.87	Buy					1,430				\$79,894.10	-\$22,621.91	-\$15.82				\$68,621.91	\$102,516.01								
				04/18/22				\$55.89	Buy					1,430				\$79,922.70	-\$22,621.91	-\$15.82				\$68,621.91	\$102,544.61								
				04/19/22				\$58.57	Sell					1,430				\$83,755.10	-\$22,621.91	-\$15.82				\$68,621.91	\$106,377.01								
				04/20/22				\$58.44	Sell					1,430				\$83,569.20	-\$22,621.91	-\$15.82				\$68,621.91	\$106,191.11								
				04/21/22				\$55.83	Buy					1,430				\$79,836.90	-\$22,621.91	-\$15.82				\$68,621.91	\$102,458.81								
				04/22/22				\$51.29	Buy					1,430				\$73,344.70	-\$22,621.91	-\$15.82				\$68,621.91	\$95,966.61								
				04/25/22				\$52.11	Buy					1,430				\$74,517.30	-\$22,621.91	-\$15.82				\$68,621.91	\$97,139.21								
				04/26/22				\$47.61	Buy					1,430				\$68,082.30	-\$22,621.91	-\$15.82				\$68,621.91	\$90,704.21								
				04/27/22				\$47.96	Buy					1,430				\$68,582.80	-\$22,621.91	-\$15.82				\$68,621.91	\$91,204.71								
				04/28/22				\$51.59	Buy					1,430				\$73,773.70	-\$22,621.91	-\$15.82				\$68,621.91	\$96,395.61								
				04/29/22				\$45.93	Buy	\$10,609.83	231	1,661	\$76,289.73	-\$12,012.08	-\$7.23			\$58,012.08					\$58,012.08	\$88,301.81									
				05/02/22	8			\$46.74	Buy	\$373.92	8	1,669	\$78,009.06	-\$11,638.16	-\$6.97			\$58,188.16					\$58,188.16	\$89,647.22					\$550.00				
				05/03/22				\$47.37	Sell			1,669	\$79,060.53	-\$11,638.16	-\$6.97			\$57,638.16					\$57,638.16	\$90,698.69					-\$550.00				
				05/04/22				\$51.66	Buy			1,669	\$86,220.54	-\$11,638.16	-\$6.97			\$57,638.16					\$57,638.16	\$97,858.70									
				05/05/22				\$46.20	Buy			1,669	\$77,107.80	-\$11,638.16	-\$6.97			\$57,638.16					\$57,638.16	\$88,745.96									
				05/06/22				\$45.36	Buy			1,669	\$75,705.84	-\$11,638.16	-\$6.97			\$57,638.16					\$57,638.16	\$87,344.00									
				05/09/22				\$41.01	Buy	\$13,328.25	325	1,994	\$81,773.94	\$1,690.09	\$0.85			\$44,309.91					\$44,309.91	\$80,083.85									
				05/10/22				\$41.23	Buy			1,994	\$82,212.62	\$1,690.09	\$0.85			\$44,309.91					\$44,309.91	\$80,522.53									
				05/11/22				\$39.28	Buy			1,994	\$78,324.32	\$1,690.09	\$0.85			\$44,309.91					\$44,309.91	\$76,634.23									
				05/12/22				\$39.14	Buy			1,994	\$78,045.16	\$1,690.09	\$0.85			\$44,309.91					\$44,309.91	\$76,355.07									
				05/13/22				\$41.94	Buy			1,994	\$83,628.36	\$1,690.09	\$0.85			\$44,309.91					\$44,309.91	\$81,938.27									
				05/16/22				\$41.45	Buy			1,994	\$82,651.30	\$1,690.09	\$0.85			\$44,309.91					\$44,309.91	\$80,961.21									

Rule #2
Periodic Credit/Debit

S&P 500 - 3x		Ticker: UPRO		Number of Shares To Buy On: 1/2/15		276		Periodic Credit/Debit		\$550.00		Optional AA PLUS!		\$184.00																	
Automated Investing With Discipline.				AA AUTOMATED ALLOCATIONS		The Strategy That Adjusts. Automatically.				Initial Account (+/- Cash in/out):		\$66,500.00		Number of Buys: 50																	
Total Amount Committed:				\$5,500.00		Force #		\$10.46		Action		\$2,613.04		Total Number of Trades: 88																	
Next BUY At		Next SELL At		Date		Shares		Price		Action		Amount		Shares		Market Value		Deployed		Avg Cost		Override		Cash On Hand		Total Gain \$		Annualized %		+/- Cash	
				05/17/22				\$43.93	Buy							1,994	\$87,596.42	\$1,690.09	\$0.85				\$44,309.91	\$85,906.33							
				05/18/22				\$38.69	Buy	\$10,407.61	269	2,263	\$87,555.47	\$12,097.70	\$5.35			\$33,902.30	\$75,457.77				\$33,902.30	\$73,670.00							
				05/19/22				\$37.90	Buy			2,263	\$85,767.70	\$12,097.70	\$5.35			\$33,902.30	\$73,828.41				\$33,902.30	\$78,693.86							
				05/20/22				\$37.97	Buy			2,263	\$85,926.11	\$12,097.70	\$5.35			\$33,902.30	\$76,611.90				\$33,902.30	\$78,988.05							
				05/23/22				\$40.12	Buy			2,263	\$90,791.56	\$12,097.70	\$5.35			\$33,902.30	\$84,328.73				\$33,902.30	\$91,457.18							
				05/24/22				\$39.20	Buy			2,263	\$88,709.60	\$12,097.70	\$5.35			\$33,902.30	\$89,646.78				\$33,902.30	\$87,225.37							
				05/25/22				\$40.25	Buy			2,263	\$91,085.75	\$12,097.70	\$5.35			\$33,902.30	\$92,769.72				\$33,902.30	\$88,470.02							
				05/26/22				\$42.61	Buy			2,263	\$96,426.43	\$12,097.70	\$5.35			\$33,902.30	\$91,366.66				\$33,902.30	\$88,062.68							
				05/27/22				\$45.76	Sell			2,263	\$103,554.88	\$12,097.70	\$5.35			\$33,902.30	\$80,866.34				\$33,902.30	\$72,719.54							
				05/31/22				\$44.96	Sell			2,263	\$101,744.48	\$12,097.70	\$5.35			\$33,902.30	\$88,062.68				\$33,902.30	\$63,033.90							
				06/01/22				\$43.89	Buy			2,263	\$99,323.07	\$12,097.70	\$5.35			\$33,902.30	\$87,677.97				\$33,902.30	\$88,470.02							
				06/02/22				\$46.34	Sell			2,263	\$104,867.42	\$12,097.70	\$5.35			\$33,902.30	\$91,366.66				\$33,902.30	\$88,062.68							
				06/03/22				\$44.09	Buy			2,263	\$99,775.67	\$12,097.70	\$5.35			\$33,902.30	\$88,062.68				\$33,902.30	\$80,866.34							
				06/06/22				\$44.44	Sell			2,263	\$100,567.72	\$12,097.70	\$5.35			\$33,902.30	\$91,366.66				\$33,902.30	\$88,062.68							
				06/07/22				\$45.72	Sell			2,263	\$103,464.36	\$12,097.70	\$5.35			\$33,902.30	\$88,062.68				\$33,902.30	\$80,866.34							
				06/08/22				\$44.26	Buy			2,263	\$100,160.38	\$12,097.70	\$5.35			\$33,902.30	\$88,062.68				\$33,902.30	\$72,719.54							
				06/09/22				\$41.08	Buy			2,263	\$92,964.04	\$12,097.70	\$5.35			\$33,902.30	\$80,866.34				\$33,902.30	\$63,033.90							
				06/10/22				\$37.48	Buy			2,263	\$84,817.24	\$12,097.70	\$5.35			\$33,902.30	\$72,719.54				\$33,902.30	\$63,033.90							
				06/13/22				\$33.20	Buy	\$17,828.40	537	2,800	\$92,960.00	\$29,926.10	\$10.69			\$16,073.90	\$63,033.90				\$16,073.90	\$62,109.90							
				06/14/22				\$32.87	Buy			2,800	\$92,036.00	\$29,926.10	\$10.69			\$16,073.90	\$62,109.90				\$16,073.90	\$65,973.90							
				06/15/22				\$34.25	Buy			2,800	\$95,900.00	\$29,926.10	\$10.69			\$16,073.90	\$65,973.90				\$16,073.90	\$56,789.90							
				06/16/22				\$30.97	Buy	\$13,998.44	452	3,252	\$100,714.44	\$43,924.54	\$13.51			\$2,075.46	\$56,789.90				\$2,075.46	\$57,017.54							
				06/17/22				\$31.04	Buy			3,252	\$100,942.08	\$43,924.54	\$13.51			\$2,075.46	\$57,017.54				\$2,075.46	\$64,659.74							
				06/21/22				\$33.39	Buy			3,252	\$108,584.28	\$43,924.54	\$13.51			\$2,075.46	\$64,659.74				\$2,075.46	\$64,009.34							
				06/22/22				\$33.19	Buy			3,252	\$107,933.88	\$43,924.54	\$13.51			\$2,075.46	\$64,009.34				\$2,075.46	\$67,163.78							
				06/23/22				\$34.16	Buy			3,252	\$111,088.32	\$43,924.54	\$13.51			\$2,075.46	\$67,163.78				\$2,075.46	\$77,700.26							
				06/24/22				\$37.40	Sell			3,252	\$121,624.80	\$43,924.54	\$13.51			\$2,075.46	\$77,700.26				\$2,075.46	\$76,497.02							
				06/27/22				\$37.03	Sell			3,252	\$120,421.56	\$43,924.54	\$13.51			\$2,075.46	\$76,497.02				\$2,075.46	\$69,114.98							
				06/28/22				\$34.76	Buy			3,252	\$113,039.52	\$43,924.54	\$13.51			\$2,075.46	\$69,114.98				\$2,075.46								


S&P 500 - 3x		Ticker: UPRO		Number of Shares To Buy On: 1/2/15		276		Periodic Credit/Debit		\$550.00		Optional AA PLUS!		\$184.00		
Automated Investing With Discipline.				AA AUTOMATED ALLOCATIONS		The Strategy That Adjusts. Automatically.				Initial Account (+/- Cash in/out):		\$66,500.00		Number of Buys: 50		
Total Amount Committed:				\$5,500.00		Force #		\$10.46		Action		\$2,613.04		Total Number of Trades: 88		
Next BUY At	Next SELL At	Date	Shares	Price	Action	Action Amount	Action Shares	Shares	Market Value	Deployed	Avg Cost	Override	Cash On Hand	Total Gain \$	Annualized %	+/- Cash
		09/21/22		\$32.67	Buy			2,947	\$96,278.49	\$29,891.31	\$10.14		\$16,108.69	\$66,387.18		
		09/22/22		\$31.83	Buy	\$13,686.90	430	3,377	\$107,489.91	\$43,578.21	\$12.90		\$2,421.79	\$63,911.70		
		09/23/22		\$30.20	Buy			3,377	\$101,985.40	\$43,578.21	\$12.90		\$2,421.79	\$58,407.19		
		09/26/22	82	\$29.31	Buy	\$2,403.42	82	3,459	\$101,383.29	\$45,981.63	\$13.29		\$18.37	\$55,401.66		
		09/27/22		\$29.09	Buy			3,459	\$100,622.31	\$45,981.63	\$13.29		\$18.37	\$54,640.68		
		09/28/22		\$30.76	Buy			3,459	\$106,398.84	\$45,981.63	\$13.29		\$18.37	\$60,417.21		
		09/29/22		\$28.82	Buy			3,459	\$99,688.38	\$45,981.63	\$13.29		\$18.37	\$53,706.75		
		09/30/22		\$27.50	Buy			3,459	\$95,122.50	\$45,981.63	\$13.29		\$18.37	\$49,140.87		
		10/03/22		\$29.66	Buy			3,459	\$102,593.94	\$45,981.63	\$13.29		\$18.37	\$56,612.31		
		10/04/22		\$32.39	Buy			3,459	\$112,037.01	\$45,981.63	\$13.29		\$18.37	\$66,055.38		
		10/05/22		\$32.14	Buy			3,459	\$111,172.26	\$45,981.63	\$13.29		\$18.37	\$65,190.63		
		10/06/22		\$31.15	Buy			3,459	\$107,747.85	\$45,981.63	\$13.29		\$18.37	\$61,766.22		
		10/07/22		\$28.54	Buy			3,459	\$98,719.86	\$45,981.63	\$13.29		\$18.37	\$52,738.23		
		10/10/22		\$27.91	Buy			3,459	\$96,540.69	\$45,981.63	\$13.29		\$18.37	\$50,559.06		
		10/11/22		\$27.32	Buy			3,459	\$94,499.88	\$45,981.63	\$13.29		\$18.37	\$48,518.25		
		10/12/22		\$27.07	Buy			3,459	\$93,635.13	\$45,981.63	\$13.29		\$18.37	\$47,653.50		
		10/13/22		\$29.17	Buy			3,459	\$100,899.03	\$45,981.63	\$13.29		\$18.37	\$54,917.40		
		10/14/22		\$27.18	Buy			3,459	\$94,015.62	\$45,981.63	\$13.29		\$18.37	\$48,033.99		
		10/17/22		\$29.24	Buy			3,459	\$101,141.16	\$45,981.63	\$13.29		\$18.37	\$55,159.53		
		10/18/22		\$30.11	Buy			3,459	\$104,150.49	\$45,981.63	\$13.29		\$18.37	\$58,168.86		
		10/19/22		\$29.65	Buy			3,459	\$102,559.35	\$45,981.63	\$13.29		\$18.37	\$56,577.72		
		10/20/22		\$28.86	Buy			3,459	\$99,826.74	\$45,981.63	\$13.29		\$18.37	\$53,845.11		
		10/21/22		\$30.94	Buy			3,459	\$107,021.46	\$45,981.63	\$13.29		\$18.37	\$61,039.83		
		10/24/22		\$32.06	Buy			3,459	\$110,895.54	\$45,981.63	\$13.29		\$18.37	\$64,913.91		
		10/25/22		\$33.61	Buy			3,459	\$116,256.99	\$45,981.63	\$13.29		\$18.37	\$70,275.36		
		10/26/22		\$32.87	Buy			3,459	\$113,697.33	\$45,981.63	\$13.29		\$18.37	\$67,715.70		
		10/27/22		\$32.30	Buy			3,459	\$111,725.70	\$45,981.63	\$13.29		\$18.37	\$65,744.07		
		10/28/22		\$34.56	Buy			3,459	\$119,543.04	\$45,981.63	\$13.29		\$18.37	\$73,561.41		
		10/31/22		\$33.84	Buy			3,459	\$117,052.56	\$45,981.63	\$13.29		\$18.37	\$71,070.93		

Last Buy
Dry Powder = 0
AA Advises Number
of Shares to Buy

S&P 500 - 3x		Ticker: UPRO		Number of Shares To Buy On: 1/2/15		276		Periodic Credit/Debit		\$550.00		Optional AA PLUS!		\$184.00																	
Automated Investing With Discipline.				AA AUTOMATED ALLOCATIONS		The Strategy That Adjusts. Automatically.				Initial Account (+/- Cash in/out):		\$66,500.00		Number of Buys: 50																	
Total Amount Committed:				\$5,500.00		Force #		\$10.46		Action		\$2,613.04		Total Number of Trades: 88																	
Next BUY At		Next SELL At		Date		Shares		Price		Action		Amount		Shares		Market Value		\$2,886.96		\$10.46		Action		\$2,613.04		Total Gain \$		Annualized %		+/- Cash	
				12/13/22				\$36.88	Sell							3,459	\$127,567.92	\$45,981.63	\$13.29					\$18.37	\$81,586.29						
				12/14/22				\$36.21	Sell							3,459	\$125,250.39	\$45,981.63	\$13.29					\$18.37	\$79,268.76						
				12/15/22				\$33.52	Buy							3,459	\$115,945.68	\$45,981.63	\$13.29					\$18.37	\$69,964.05						
				12/16/22				\$32.30	Buy							3,459	\$111,725.70	\$45,981.63	\$13.29					\$18.37	\$65,744.07						
				12/19/22				\$31.47	Buy							3,459	\$108,854.73	\$45,981.63	\$13.29					\$18.37	\$62,873.10						
				12/20/22				\$31.57	Buy							3,459	\$109,200.63	\$45,981.63	\$13.29					\$18.37	\$63,219.00						
				12/21/22				\$32.99	Buy							3,459	\$114,112.41	\$45,981.63	\$13.29					\$18.37	\$68,130.78						
				12/22/22				\$31.57	Buy							3,459	\$109,200.63	\$45,981.63	\$13.29					\$18.37	\$63,219.00						
				12/23/22				\$32.05	Buy							3,459	\$110,860.95	\$45,981.63	\$13.29					\$18.37	\$64,879.32						
				12/27/22				\$31.69	Buy							3,459	\$109,615.71	\$45,981.63	\$13.29					\$18.37	\$63,634.08						
				12/28/22				\$30.50	Buy							3,459	\$105,499.50	\$45,981.63	\$13.29					\$18.37	\$59,517.87						
				12/29/22				\$32.06	Buy							3,459	\$110,895.54	\$45,981.63	\$13.29					\$18.37	\$64,913.91						
				12/30/22				\$31.84	Buy							3,459	\$110,134.56	\$45,981.63	\$13.29					\$18.37	\$64,152.93						
				01/03/23		207		\$31.43	Buy	\$6,506.01	207	3,666	\$115,222.38	\$52,487.64	\$14.32			\$12.36						\$12.36	\$62,734.74				\$6,500.00		
				01/04/23				\$32.12	Buy			3,666	\$117,751.92	\$52,487.64	\$14.32			\$12.36						\$12.36	\$65,264.28						
				01/05/23				\$31.01	Buy			3,666	\$113,682.66	\$52,487.64	\$14.32			\$12.36						\$12.36	\$61,195.02						
				01/06/23				\$33.11	Buy			3,666	\$121,381.26	\$52,487.64	\$14.32			\$12.36						\$12.36	\$68,893.62						
				01/09/23				\$33.07	Buy			3,666	\$121,234.62	\$52,487.64	\$14.32			\$12.36						\$12.36	\$68,746.98						
				01/10/23				\$33.74	Buy			3,666	\$123,690.84	\$52,487.64	\$14.32			\$12.36						\$12.36	\$71,203.20						
				01/11/23				\$34.99	Buy			3,666	\$128,273.34	\$52,487.64	\$14.32			\$12.36						\$12.36	\$75,785.70						
				01/12/23				\$35.35	Buy			3,666	\$129,593.10	\$52,487.64	\$14.32			\$12.36						\$12.36	\$77,105.46						
				01/13/23				\$35.75	Buy			3,666	\$131,059.50	\$52,487.64	\$14.32			\$12.36						\$12.36	\$78,571.86						
				01/17/23				\$35.56	Buy			3,666	\$130,362.96	\$52,487.64	\$14.32			\$12.36						\$12.36	\$77,875.32						
				01/18/23				\$33.87	Buy			3,666	\$124,167.42	\$52,487.64	\$14.32			\$12.36						\$12.36	\$71,679.78						
				01/19/23				\$33.09	Buy			3,666	\$121,307.94	\$52,487.64	\$14.32			\$12.36						\$12.36	\$68,820.30						
				01/20/23				\$34.88	Buy			3,666	\$127,870.08	\$52,487.64	\$14.32			\$12.36						\$12.36	\$75,382.44						
				01/23/23				\$36.16	Sell			3,666	\$132,562.56	\$52,487.64	\$14.32			\$12.36						\$12.36	\$80,074.92						
				01/24/23				\$36.03	Sell			3,666	\$132,085.98	\$52,487.64	\$14.32			\$12.36						\$12.36	\$79,598.34						
				01/25/23				\$36.07	Sell			3,666	\$132,232.62	\$52,487.64	\$14.32			\$12.36						\$12.36	\$79,744.98						

Rule #2
Optional AA Plus!
NO Action

ROTH Contribution
For This Year Instead


S&P 500 - 3x		Ticker: UPRO		Number of Shares To Buy On: 1/2/15		276		Periodic Credit/Debit		\$550.00		Optional AA PLUS!		\$184.00		
Automated Investing With Discipline.						The Strategy That Adjusts. Automatically.				Initial Account (+/- Cash in/out):		\$66,500.00		Number of Buys: 50		
										Highest Amount Deployed:		\$52,487.64		Number of Sells: 38		
Total Amount Committed:		\$5,500.00		Force #	\$10.46	Action	Action	Action	Action	\$2,886.96	\$10.46	Action	\$2,613.04	Total Number of Trades: 88		
Next BUY At	Next SELL At	Date	Shares	Price	Action	Amount	Shares	Shares	Market Value	Deployed	Avg Cost	Override	Cash On Hand	Total Gain \$	Annualized %	+/- Cash
		01/26/23		\$37.19	Sell			3,666	\$136,338.54	\$52,487.64	\$14.32		\$12.36	\$83,850.90		
		01/27/23		\$37.46	Sell			3,666	\$137,328.36	\$52,487.64	\$14.32		\$12.36	\$84,840.72		
		01/30/23		\$36.06	Sell			3,666	\$132,195.96	\$52,487.64	\$14.32		\$12.36	\$79,708.32		
		01/31/23		\$37.62	Sell			3,666	\$137,914.92	\$52,487.64	\$14.32		\$12.36	\$85,427.28		
		02/01/23		\$38.78	Sell			3,666	\$142,167.48	\$52,487.64	\$14.32		\$12.36	\$89,679.84		
		02/02/23		\$40.45	Sell			3,666	\$148,289.70	\$52,487.64	\$14.32		\$12.36	\$95,802.06		
		02/03/23		\$39.16	Sell			3,666	\$143,560.56	\$52,487.64	\$14.32		\$12.36	\$91,072.92		
		02/06/23		\$38.47	Sell			3,666	\$141,031.02	\$52,487.64	\$14.32		\$12.36	\$88,543.38		
		02/07/23		\$39.94	Sell			3,666	\$146,420.04	\$52,487.64	\$14.32		\$12.36	\$93,932.40		
		02/08/23		\$38.63	Sell			3,666	\$141,617.58	\$52,487.64	\$14.32		\$12.36	\$89,129.94		
		02/09/23		\$37.59	Sell			3,666	\$137,804.94	\$52,487.64	\$14.32		\$12.36	\$85,317.30		
		02/10/23		\$37.79	Sell			3,666	\$138,538.14	\$52,487.64	\$14.32		\$12.36	\$86,050.50		
		02/13/23		\$39.11	Sell			3,666	\$143,377.26	\$52,487.64	\$14.32		\$12.36	\$90,889.62		
		02/14/23		\$39.05	Sell			3,666	\$143,157.30	\$52,487.64	\$14.32		\$12.36	\$90,669.66		
		02/15/23		\$39.41	Sell			3,666	\$144,477.06	\$52,487.64	\$14.32		\$12.36	\$91,989.42		
		02/16/23		\$37.76	Sell			3,666	\$138,428.16	\$52,487.64	\$14.32		\$12.36	\$85,940.52		
		02/17/23		\$37.45	Sell			3,666	\$137,291.70	\$52,487.64	\$14.32		\$12.36	\$84,804.06		
		02/21/23		\$35.21	Buy			3,666	\$129,079.86	\$52,487.64	\$14.32		\$12.36	\$76,592.22		
		02/22/23		\$35.05	Buy			3,666	\$128,493.30	\$52,487.64	\$14.32		\$12.36	\$76,005.66		
		02/23/23		\$35.54	Buy			3,666	\$130,289.64	\$52,487.64	\$14.32		\$12.36	\$77,802.00		
		02/24/23		\$34.39	Buy			3,666	\$126,073.74	\$52,487.64	\$14.32		\$12.36	\$73,586.10		
		02/27/23		\$34.72	Buy			3,666	\$127,283.52	\$52,487.64	\$14.32		\$12.36	\$74,795.88		
		02/28/23		\$34.33	Buy			3,666	\$125,853.78	\$52,487.64	\$14.32		\$12.36	\$73,366.14		
		03/01/23		\$33.93	Buy			3,666	\$124,387.38	\$52,487.64	\$14.32		\$12.36	\$71,899.74		
		03/02/23		\$34.67	Buy			3,666	\$127,100.22	\$52,487.64	\$14.32		\$12.36	\$74,612.58		
		03/03/23		\$36.31	Sell			3,666	\$133,112.46	\$52,487.64	\$14.32		\$12.36	\$80,624.82		
		03/06/23		\$36.42	Sell			3,666	\$133,515.72	\$52,487.64	\$14.32		\$12.36	\$81,028.08		
		03/07/23		\$34.74	Buy			3,666	\$127,356.84	\$52,487.64	\$14.32		\$12.36	\$74,869.20		
		03/08/23		\$34.89	Buy			3,666	\$127,906.74	\$52,487.64	\$14.32		\$12.36	\$75,419.10		


S&P 500 - 3x		Ticker: UPRO		Number of Shares To Buy On: 1/2/15		276		Periodic Credit/Debit		\$550.00		Optional AA PLUS!		\$184.00		
Automated Investing With Discipline.				AA AUTOMATED ALLOCATIONS		The Strategy That Adjusts. Automatically.				Initial Account (+/- Cash in/out):		\$66,500.00		Number of Buys: 50		
Total Amount Committed:				\$5,500.00		Force #		\$10.46		Action		\$2,613.04		Total Number of Trades: 88		
Next BUY At	Next SELL At	Date	Shares	Price	Action	Action Amount	Action Shares	Shares	Market Value	Deployed	Avg Cost	Override	Cash On Hand	Total Gain \$	Annualized %	+/- Cash
		03/09/23		\$32.93	Buy			3,666	\$120,721.38	\$52,487.64	\$14.32		\$12.36	\$68,233.74		
		03/10/23		\$31.50	Buy			3,666	\$115,479.00	\$52,487.64	\$14.32		\$12.36	\$62,991.36		
		03/13/23		\$31.29	Buy			3,666	\$114,709.14	\$52,487.64	\$14.32		\$12.36	\$62,221.50		
		03/14/23		\$32.88	Buy			3,666	\$120,538.08	\$52,487.64	\$14.32		\$12.36	\$68,050.44		
		03/15/23		\$32.26	Buy			3,666	\$118,265.16	\$52,487.64	\$14.32		\$12.36	\$65,777.52		
		03/16/23		\$33.90	Buy			3,666	\$124,277.40	\$52,487.64	\$14.32		\$12.36	\$71,789.76		
		03/17/23		\$32.76	Buy			3,666	\$120,098.16	\$52,487.64	\$14.32		\$12.36	\$67,610.52		
		03/20/23		\$33.65	Buy			3,666	\$123,360.90	\$52,487.64	\$14.32		\$12.36	\$70,873.26		
		03/21/23		\$34.94	Buy			3,666	\$128,090.04	\$52,487.64	\$14.32		\$12.36	\$75,602.40		
		03/22/23		\$33.19	Buy			3,666	\$121,674.54	\$52,487.64	\$14.32		\$12.36	\$69,186.90		
		03/23/23		\$33.41	Buy			3,666	\$122,481.06	\$52,487.64	\$14.32		\$12.36	\$69,993.42		
		03/24/23		\$34.06	Buy			3,666	\$124,863.96	\$52,487.64	\$14.32		\$12.36	\$72,376.32		
		03/27/23		\$34.22	Buy			3,666	\$125,450.52	\$52,487.64	\$14.32		\$12.36	\$72,962.88		
		03/28/23		\$34.00	Buy			3,666	\$124,644.00	\$52,487.64	\$14.32		\$12.36	\$72,156.36		
		03/29/23		\$35.45	Buy			3,666	\$129,959.70	\$52,487.64	\$14.32		\$12.36	\$77,472.06		
		03/30/23		\$36.06	Sell			3,666	\$132,195.96	\$52,487.64	\$14.32		\$12.36	\$79,708.32		
		03/31/23		\$37.57	Sell			3,666	\$137,731.62	\$52,487.64	\$14.32		\$12.36	\$85,243.98		
		04/03/23		\$37.96	Sell			3,666	\$139,161.36	\$52,487.64	\$14.32		\$12.36	\$86,673.72		
		04/04/23		\$37.34	Sell			3,666	\$136,888.44	\$52,487.64	\$14.32		\$12.36	\$84,400.80		
		04/05/23		\$37.00	Sell			3,666	\$135,642.00	\$52,487.64	\$14.32		\$12.36	\$83,154.36		
		04/06/23		\$37.41	Sell			3,666	\$137,145.06	\$52,487.64	\$14.32		\$12.36	\$84,657.42		
		04/10/23		\$37.52	Sell			3,666	\$137,548.32	\$52,487.64	\$14.32		\$12.36	\$85,060.68		
		04/11/23		\$37.52	Sell			3,666	\$137,548.32	\$52,487.64	\$14.32		\$12.36	\$85,060.68		
		04/12/23		\$37.09	Sell			3,666	\$135,971.94	\$52,487.64	\$14.32		\$12.36	\$83,484.30		
		04/13/23		\$38.48	Sell			3,666	\$141,067.68	\$52,487.64	\$14.32		\$12.36	\$88,580.04		
		04/14/23		\$38.22	Sell			3,666	\$140,114.52	\$52,487.64	\$14.32		\$12.36	\$87,626.88		
		04/17/23		\$38.60	Sell			3,666	\$141,507.60	\$52,487.64	\$14.32		\$12.36	\$89,019.96		
		04/18/23		\$38.68	Sell			3,666	\$141,800.88	\$52,487.64	\$14.32		\$12.36	\$89,313.24		
		04/19/23		\$38.64	Sell			3,666	\$141,654.24	\$52,487.64	\$14.32		\$12.36	\$89,166.60		


S&P 500 - 3x		Ticker: UPRO		Number of Shares To Buy On: 1/2/15		276		Periodic Credit/Debit		\$550.00		Optional AA PLUS!		\$184.00		
Automated Investing With Discipline.				AA AUTOMATED ALLOCATIONS		The Strategy That Adjusts. Automatically.				Initial Account (+/- Cash in/out):		\$66,500.00		Number of Buys: 50		
Total Amount Committed:				\$5,500.00		Force #		\$10.46		Action		\$2,613.04		Total Number of Trades: 88		
Next BUY At		Next SELL At		Date		Shares		Market Value		Deployed		Cash On Hand		Annualized %		
				04/20/23		\$37.96		Sell			3,666	\$139,161.36	\$52,487.64	\$14.32	\$12.36	\$86,673.72
				04/21/23		\$38.04		Sell			3,666	\$139,454.64	\$52,487.64	\$14.32	\$12.36	\$86,967.00
				04/24/23		\$38.16		Sell			3,666	\$139,894.56	\$52,487.64	\$14.32	\$12.36	\$87,406.92
				04/25/23		\$36.32		Sell			3,666	\$133,149.12	\$52,487.64	\$14.32	\$12.36	\$80,661.48
				04/26/23		\$35.85		Buy			3,666	\$131,426.10	\$52,487.64	\$14.32	\$12.36	\$78,938.46
				04/27/23		\$37.93		Sell			3,666	\$139,051.38	\$52,487.64	\$14.32	\$12.36	\$86,563.74
				04/28/23		\$38.92		Sell			3,666	\$142,680.72	\$52,487.64	\$14.32	\$12.36	\$90,193.08
				05/01/23		\$38.78		Sell			3,666	\$142,167.48	\$52,487.64	\$14.32	\$12.36	\$89,679.84
				05/02/23		\$37.48		Sell			3,666	\$137,401.68	\$52,487.64	\$14.32	\$12.36	\$84,914.04
				05/03/23		\$36.68		Sell			3,666	\$134,468.88	\$52,487.64	\$14.32	\$12.36	\$81,981.24
				05/04/23		\$35.87		Sell			3,666	\$131,499.42	\$52,487.64	\$14.32	\$12.36	\$79,011.78
				05/05/23		\$37.81		Sell			3,666	\$138,611.46	\$52,487.64	\$14.32	\$12.36	\$86,123.82
				05/08/23		\$37.86		Sell			3,666	\$138,794.76	\$52,487.64	\$14.32	\$12.36	\$86,307.12
				05/09/23		\$37.34		Sell			3,666	\$136,888.44	\$52,487.64	\$14.32	\$12.36	\$84,400.80
				05/10/23		\$37.85		Sell			3,666	\$138,758.10	\$52,487.64	\$14.32	\$12.36	\$86,270.46
				05/11/23		\$37.62		Sell			3,666	\$137,914.92	\$52,487.64	\$14.32	\$12.36	\$85,427.28
				05/12/23		\$37.48		Sell			3,666	\$137,401.68	\$52,487.64	\$14.32	\$12.36	\$84,914.04
				05/15/23		\$37.82		Sell			3,666	\$138,648.12	\$52,487.64	\$14.32	\$12.36	\$86,160.48
				05/16/23		\$37.06		Sell			3,666	\$135,861.96	\$52,487.64	\$14.32	\$12.36	\$83,374.32
				05/17/23		\$38.37		Sell			3,666	\$140,664.42	\$52,487.64	\$14.32	\$12.36	\$88,176.78
				05/18/23		\$39.48		Sell			3,666	\$144,733.68	\$52,487.64	\$14.32	\$12.36	\$92,246.04
				05/19/23		\$39.29		Sell			3,666	\$144,037.14	\$52,487.64	\$14.32	\$12.36	\$91,549.50
				05/22/23		\$39.29		Sell			3,666	\$144,037.14	\$52,487.64	\$14.32	\$12.36	\$91,549.50
				05/23/23		\$37.99		Sell			3,666	\$139,271.34	\$52,487.64	\$14.32	\$12.36	\$86,783.70
				05/24/23		\$37.15		Sell			3,666	\$136,191.90	\$52,487.64	\$14.32	\$12.36	\$83,704.26
				05/25/23		\$38.02		Sell			3,666	\$139,381.32	\$52,487.64	\$14.32	\$12.36	\$86,893.68
				05/26/23		\$39.52		Sell			3,666	\$144,880.32	\$52,487.64	\$14.32	\$12.36	\$92,392.68
				05/30/23		\$39.54		Sell			3,666	\$144,953.64	\$52,487.64	\$14.32	\$12.36	\$92,466.00
				05/31/23		\$38.86		Sell			3,666	\$142,460.76	\$52,487.64	\$14.32	\$12.36	\$89,973.12


Rule #2
Optional AA Plus!
Add Fresh Funds

NO Action
Contribution For This
Year Completed

S&P 500 - 3x		Ticker: UPRO		Number of Shares To Buy On: 1/2/15		276		Periodic Credit/Debit		\$550.00		Optional AA PLUS!		\$184.00		
Automated Investing With Discipline.						The Strategy That Adjusts. Automatically.				Initial Account (+/- Cash in/out):		\$66,500.00		Number of Buys: 50		
Total Amount Committed:				\$5,500.00		Force #		\$10.46		Action		\$2,613.04		Total Number of Trades: 88		
Next BUY At	Next SELL At	Date	Shares	Price	Action	Action Amount	Action Shares	Shares	Market Value	Deployed	Avg Cost	Override	Cash On Hand	Total Gain \$	Annualized %	+/- Cash
		06/01/23		\$39.94	Sell			3,666	\$146,420.04	\$52,487.64	\$14.32		\$12.36	\$93,932.40		
		06/02/23		\$41.68	Sell			3,666	\$152,798.88	\$52,487.64	\$14.32		\$12.36	\$100,311.24		
		06/05/23		\$41.39	Sell			3,666	\$151,735.74	\$52,487.64	\$14.32		\$12.36	\$99,248.10		
		06/06/23		\$41.67	Sell			3,666	\$152,762.22	\$52,487.64	\$14.32		\$12.36	\$100,274.58		
		06/07/23		\$41.24	Sell			3,666	\$151,185.84	\$52,487.64	\$14.32		\$12.36	\$98,698.20		
		06/08/23		\$41.95	Sell			3,666	\$153,788.70	\$52,487.64	\$14.32		\$12.36	\$101,301.06		
		06/09/23		\$42.13	Sell			3,666	\$154,448.58	\$52,487.64	\$14.32		\$12.36	\$101,960.94		
		06/12/23		\$43.27	Sell			3,666	\$158,627.82	\$52,487.64	\$14.32		\$12.36	\$106,140.18		
		06/13/23		\$44.14	Sell			3,666	\$161,817.24	\$52,487.64	\$14.32		\$12.36	\$109,329.60		
		06/14/23		\$44.26	Sell			3,666	\$162,257.16	\$52,487.64	\$14.32		\$12.36	\$109,769.52		
		06/15/23		\$45.85	Sell	\$16,460.15	359	3,307	\$151,625.95	\$36,027.49	\$10.89		\$16,472.51	\$115,598.46		
		06/16/23		\$45.41	Sell			3,307	\$150,170.87	\$36,027.49	\$10.89		\$16,472.51	\$114,143.38		
		06/20/23		\$44.69	Sell			3,307	\$147,789.83	\$36,027.49	\$10.89		\$16,472.51	\$111,762.34		
		06/21/23		\$43.97	Sell			3,307	\$145,408.79	\$36,027.49	\$10.89		\$16,472.51	\$109,381.30		
		06/22/23		\$44.39	Sell			3,307	\$146,797.73	\$36,027.49	\$10.89		\$16,472.51	\$110,770.24		
		06/23/23		\$43.39	Sell			3,307	\$143,490.73	\$36,027.49	\$10.89		\$16,472.51	\$107,463.24		
		06/26/23		\$42.83	Sell			3,307	\$141,638.81	\$36,027.49	\$10.89		\$16,472.51	\$105,611.32		
		06/27/23		\$44.19	Sell			3,307	\$146,136.33	\$36,027.49	\$10.89		\$16,472.51	\$110,108.84		
		06/28/23		\$44.26	Sell			3,307	\$146,367.82	\$36,027.49	\$10.89		\$16,472.51	\$110,340.33		
		06/29/23		\$44.74	Sell			3,307	\$147,955.18	\$36,027.49	\$10.89		\$16,472.51	\$111,927.69		
		06/30/23		\$46.29	Sell			3,307	\$153,081.03	\$36,027.49	\$10.89		\$16,472.51	\$117,053.54		
		07/03/23		\$46.50	Sell			3,307	\$153,775.50	\$36,027.49	\$10.89		\$16,472.51	\$117,748.01		
		07/05/23		\$46.22	Sell			3,307	\$152,849.54	\$36,027.49	\$10.89		\$16,472.51	\$116,822.05		
		07/06/23		\$45.11	Sell			3,307	\$149,178.77	\$36,027.49	\$10.89		\$16,472.51	\$113,151.28		
		07/07/23		\$44.72	Sell			3,307	\$147,889.04	\$36,027.49	\$10.89		\$16,472.51	\$111,861.55		
		07/10/23		\$45.05	Sell			3,307	\$148,980.35	\$36,027.49	\$10.89		\$16,472.51	\$112,952.86		
		07/11/23		\$45.92	Sell			3,307	\$151,857.44	\$36,027.49	\$10.89		\$16,472.51	\$115,829.95		
		07/12/23		\$46.97	Sell			3,307	\$155,329.79	\$36,027.49	\$10.89		\$16,472.51	\$119,302.30		
		07/13/23		\$48.05	Sell			3,307	\$158,901.35	\$36,027.49	\$10.89		\$16,472.51	\$122,873.86		


S&P 500 - 3x		Ticker: UPRO		Number of Shares To Buy On: 1/2/15		276		Periodic Credit/Debit		\$550.00		Optional AA PLUS!		\$184.00	
Automated Investing With Discipline.				 AUTOMATED ALLOCATIONS		The Strategy That Adjusts. Automatically.				Initial Account (+/- Cash in/out):		\$66,500.00		Number of Buys: 50	
Total Amount Committed:				\$5,500.00		Force #		\$10.46		Action		\$2,613.04		Total Number of Trades: 88	
Next BUY At		Next SELL At		Date		Shares		Market Value		Deployed		Cash On Hand		Annualized %	
				07/14/23		\$47.93	Sell			3,307	\$158,504.51	\$36,027.49	\$10.89	\$16,472.51	\$122,477.02
				07/17/23		\$48.42	Sell			3,307	\$160,124.94	\$36,027.49	\$10.89	\$16,472.51	\$124,097.45
				07/18/23		\$49.51	Sell			3,307	\$163,729.57	\$36,027.49	\$10.89	\$16,472.51	\$127,702.08
				07/19/23		\$49.79	Sell			3,307	\$164,655.53	\$36,027.49	\$10.89	\$16,472.51	\$128,628.04
				07/20/23		\$48.78	Sell			3,307	\$161,315.46	\$36,027.49	\$10.89	\$16,472.51	\$125,287.97
				07/21/23		\$48.76	Sell			3,307	\$161,249.32	\$36,027.49	\$10.89	\$16,472.51	\$125,221.83
				07/24/23		\$49.40	Sell			3,307	\$163,365.80	\$36,027.49	\$10.89	\$16,472.51	\$127,338.31
				07/25/23		\$49.78	Sell			3,307	\$164,622.46	\$36,027.49	\$10.89	\$16,472.51	\$128,594.97
				07/26/23		\$49.76	Sell			3,307	\$164,556.32	\$36,027.49	\$10.89	\$16,472.51	\$128,528.83
				07/27/23		\$48.76	Sell			3,307	\$161,249.32	\$36,027.49	\$10.89	\$16,472.51	\$125,221.83
				07/28/23		\$50.15	Sell			3,307	\$165,846.05	\$36,027.49	\$10.89	\$16,472.51	\$129,818.56
				07/31/23		\$50.44	Sell			3,307	\$166,805.08	\$36,027.49	\$10.89	\$16,472.51	\$130,777.59
				08/01/23		\$49.96	Sell			3,307	\$165,217.72	\$36,027.49	\$10.89	\$16,472.51	\$129,190.23
				08/02/23		\$47.89	Sell			3,307	\$158,372.23	\$36,027.49	\$10.89	\$16,472.51	\$122,344.74
				08/03/23		\$47.42	Sell			3,307	\$156,817.94	\$36,027.49	\$10.89	\$16,472.51	\$120,790.45
				08/04/23		\$46.75	Sell			3,307	\$154,602.25	\$36,027.49	\$10.89	\$16,472.51	\$118,574.76
				08/07/23		\$47.93	Sell			3,307	\$158,504.51	\$36,027.49	\$10.89	\$16,472.51	\$122,477.02
				08/08/23		\$47.29	Sell			3,307	\$156,388.03	\$36,027.49	\$10.89	\$16,472.51	\$120,360.54
				08/09/23		\$46.34	Sell			3,307	\$153,246.38	\$36,027.49	\$10.89	\$16,472.51	\$117,218.89
				08/10/23		\$46.33	Sell			3,307	\$153,213.31	\$36,027.49	\$10.89	\$16,472.51	\$117,185.82
				08/11/23		\$46.24	Sell			3,307	\$152,915.68	\$36,027.49	\$10.89	\$16,472.51	\$116,888.19
				08/14/23		\$46.96	Sell			3,307	\$155,296.72	\$36,027.49	\$10.89	\$16,472.51	\$119,269.23
				08/15/23		\$45.37	Sell			3,307	\$150,038.59	\$36,027.49	\$10.89	\$16,472.51	\$114,011.10
				08/16/23		\$44.30	Sell			3,307	\$146,500.10	\$36,027.49	\$10.89	\$16,472.51	\$110,472.61
				08/17/23		\$43.26	Sell			3,307	\$143,060.82	\$36,027.49	\$10.89	\$16,472.51	\$107,033.33
				08/18/23		\$43.28	Sell			3,307	\$143,126.96	\$36,027.49	\$10.89	\$16,472.51	\$107,099.47
				08/21/23		\$44.14	Sell			3,307	\$145,970.98	\$36,027.49	\$10.89	\$16,472.51	\$109,943.49
				08/22/23		\$43.76	Sell			3,307	\$144,714.32	\$36,027.49	\$10.89	\$16,472.51	\$108,686.83
				08/23/23		\$45.16	Sell			3,307	\$149,344.12	\$36,027.49	\$10.89	\$16,472.51	\$113,316.63

S&P 500 - 3x		Ticker: UPRO		Number of Shares To Buy On: 1/2/15		276		Periodic Credit/Debit		\$550.00		Optional AA PLUS!		\$184.00	
Automated Investing With Discipline.				 AUTOMATED ALLOCATIONS		The Strategy That Adjusts. Automatically.				Initial Account (+/- Cash in/out):		\$66,500.00		Number of Buys: 50	
Total Amount Committed:				\$5,500.00		Force #		\$10.46		Action		\$2,613.04		Total Number of Trades: 88	
Next BUY At		Next SELL At		Date		Shares		Market Value		Deployed		Cash On Hand		Total Gain \$	
				10/05/23		\$39.32	Buy		3,322	\$130,621.04	\$36,739.39	\$11.06		\$15,760.61	\$93,881.65
				10/06/23		\$40.70	Sell		3,322	\$135,205.40	\$36,739.39	\$11.06		\$15,760.61	\$98,466.01
				10/09/23		\$41.45	Sell		3,322	\$137,696.90	\$36,739.39	\$11.06		\$15,760.61	\$100,957.51
				10/10/23		\$42.08	Sell		3,322	\$139,789.76	\$36,739.39	\$11.06		\$15,760.61	\$103,050.37
				10/11/23		\$42.62	Sell		3,322	\$141,583.64	\$36,739.39	\$11.06		\$15,760.61	\$104,844.25
				10/12/23		\$41.81	Sell		3,322	\$138,892.82	\$36,739.39	\$11.06		\$15,760.61	\$102,153.43
				10/13/23		\$41.17	Sell		3,322	\$136,766.74	\$36,739.39	\$11.06		\$15,760.61	\$100,027.35
				10/16/23		\$42.45	Sell		3,322	\$141,018.90	\$36,739.39	\$11.06		\$15,760.61	\$104,279.51
				10/17/23		\$42.41	Sell		3,322	\$140,886.02	\$36,739.39	\$11.06		\$15,760.61	\$104,146.63
				10/18/23		\$40.72	Sell		3,322	\$135,271.84	\$36,739.39	\$11.06		\$15,760.61	\$98,532.45
				10/19/23		\$39.61	Buy		3,322	\$131,584.42	\$36,739.39	\$11.06		\$15,760.61	\$94,845.03
				10/20/23		\$38.09	Buy		3,322	\$126,534.98	\$36,739.39	\$11.06		\$15,760.61	\$89,795.59
				10/23/23		\$37.91	Buy		3,322	\$125,937.02	\$36,739.39	\$11.06		\$15,760.61	\$89,197.63
				10/24/23		\$38.75	Buy		3,322	\$128,727.50	\$36,739.39	\$11.06		\$15,760.61	\$91,988.11
				10/25/23		\$37.07	Buy		3,322	\$123,146.54	\$36,739.39	\$11.06		\$15,760.61	\$86,407.15
				10/26/23		\$35.70	Buy		3,322	\$118,595.40	\$36,739.39	\$11.06		\$15,760.61	\$81,856.01
				10/27/23		\$35.19	Buy		3,322	\$116,901.18	\$36,739.39	\$11.06		\$15,760.61	\$80,161.79
				10/30/23		\$36.44	Buy		3,322	\$121,053.68	\$36,739.39	\$11.06		\$15,760.61	\$84,314.29
				10/31/23		\$37.10	Buy		3,322	\$123,246.20	\$36,739.39	\$11.06		\$15,760.61	\$86,506.81
				11/01/23		\$38.28	Buy		3,322	\$127,166.16	\$36,739.39	\$11.06		\$15,760.61	\$90,426.77
				11/02/23		\$40.43	Sell		3,322	\$134,308.46	\$36,739.39	\$11.06		\$15,760.61	\$97,569.07
				11/03/23		\$41.52	Sell		3,322	\$137,929.44	\$36,739.39	\$11.06		\$15,760.61	\$101,190.05
				11/06/23		\$41.78	Sell		3,322	\$138,793.16	\$36,739.39	\$11.06		\$15,760.61	\$102,053.77
				11/07/23		\$42.13	Sell		3,322	\$139,955.86	\$36,739.39	\$11.06		\$15,760.61	\$103,216.47
				11/08/23		\$42.23	Sell		3,322	\$140,288.06	\$36,739.39	\$11.06		\$15,760.61	\$103,548.67
				11/09/23		\$41.18	Sell		3,322	\$136,799.96	\$36,739.39	\$11.06		\$15,760.61	\$100,060.57
				11/10/23		\$43.10	Sell		3,322	\$143,178.20	\$36,739.39	\$11.06		\$15,760.61	\$106,438.81
				11/13/23		\$42.96	Sell		3,322	\$142,713.12	\$36,739.39	\$11.06		\$15,760.61	\$105,973.73
				11/14/23		\$45.44	Sell		3,322	\$150,951.68	\$36,739.39	\$11.06		\$15,760.61	\$114,212.29

S&P 500 - 3x		Ticker: UPRO		Number of Shares To Buy On: 1/2/15		276		Periodic Credit/Debit		\$550.00		Optional AA PLUS!		\$184.00		
Automated Investing With Discipline.						The Strategy That Adjusts. Automatically.				Initial Account (+/- Cash in/out):		\$66,500.00		Number of Buys: 50		
Total Amount Committed:				\$5,500.00		Force #		\$10.46		Action		\$2,613.04		Total Number of Trades: 88		
Next BUY At	Next SELL At	Date	Shares	Price	Action	Action Amount	Action Shares	Shares	Market Value	Deployed	Avg Cost	Override	Cash On Hand	Total Gain \$	Annualized %	+/- Cash
		02/09/24		\$61.73	Sell			2,832	\$174,819.36	\$9,770.09	\$3.45		\$49,729.91	\$165,049.27		
		02/12/24		\$61.62	Sell			2,832	\$174,507.84	\$9,770.09	\$3.45		\$49,729.91	\$164,737.75		
		02/13/24		\$59.10	Sell			2,832	\$167,371.20	\$9,770.09	\$3.45		\$49,729.91	\$157,601.11		
		02/14/24		\$60.66	Sell			2,832	\$171,789.12	\$9,770.09	\$3.45		\$49,729.91	\$162,019.03		
		02/15/24		\$61.80	Sell			2,832	\$175,017.60	\$9,770.09	\$3.45		\$49,729.91	\$165,247.51		
		02/16/24		\$60.85	Sell			2,832	\$172,327.20	\$9,770.09	\$3.45		\$49,729.91	\$162,557.11		
		02/20/24		\$59.83	Sell			2,832	\$169,438.56	\$9,770.09	\$3.45		\$49,729.91	\$159,668.47		
		02/21/24		\$59.97	Sell			2,832	\$169,835.04	\$9,770.09	\$3.45		\$49,729.91	\$160,064.95		
		02/22/24		\$63.67	Sell	\$17,636.59	277	2,555	\$162,676.85	-\$7,866.50	-\$3.08		\$67,366.50	\$170,543.35		
		02/23/24		\$63.74	Sell			2,555	\$162,855.70	-\$7,866.50	-\$3.08		\$67,366.50	\$170,722.20		
		02/26/24		\$63.04	Sell			2,555	\$161,067.20	-\$7,866.50	-\$3.08		\$67,366.50	\$168,933.70		
		02/27/24		\$63.35	Sell			2,555	\$161,859.25	-\$7,866.50	-\$3.08		\$67,366.50	\$169,725.75		
		02/28/24		\$63.05	Sell			2,555	\$161,092.75	-\$7,866.50	-\$3.08		\$67,366.50	\$168,959.25		
		02/29/24		\$63.67	Sell			2,555	\$162,676.85	-\$7,866.50	-\$3.08		\$67,366.50	\$170,543.35		
		03/01/24		\$65.46	Sell			2,555	\$167,250.30	-\$7,866.50	-\$3.08		\$67,366.50	\$175,116.80		
		03/04/24		\$65.20	Sell			2,555	\$166,586.00	-\$7,866.50	-\$3.08		\$67,366.50	\$174,452.50		
		03/05/24		\$63.22	Sell			2,555	\$161,527.10	-\$7,866.50	-\$3.08		\$67,366.50	\$169,393.60		
		03/06/24		\$64.20	Sell			2,555	\$164,031.00	-\$7,866.50	-\$3.08		\$67,366.50	\$171,897.50		
		03/07/24		\$66.07	Sell			2,555	\$168,808.85	-\$7,866.50	-\$3.08		\$67,366.50	\$176,675.35		
		03/08/24		\$64.84	Sell			2,555	\$165,666.20	-\$7,866.50	-\$3.08		\$67,366.50	\$173,532.70		
		03/11/24		\$64.63	Sell			2,555	\$165,129.65	-\$7,866.50	-\$3.08		\$67,366.50	\$172,996.15		
		03/12/24		\$66.69	Sell			2,555	\$170,392.95	-\$7,866.50	-\$3.08		\$67,366.50	\$178,259.45		
		03/13/24		\$66.34	Sell			2,555	\$169,498.70	-\$7,866.50	-\$3.08		\$67,366.50	\$177,365.20		
		03/14/24		\$65.88	Sell			2,555	\$168,323.40	-\$7,866.50	-\$3.08		\$67,366.50	\$176,189.90		
		03/15/24		\$64.45	Sell			2,555	\$164,669.75	-\$7,866.50	-\$3.08		\$67,366.50	\$172,536.25		
		03/18/24		\$65.61	Sell			2,555	\$167,633.55	-\$7,866.50	-\$3.08		\$67,366.50	\$175,500.05		
		03/19/24		\$66.70	Sell			2,555	\$170,418.50	-\$7,866.50	-\$3.08		\$67,366.50	\$178,285.00		
		03/20/24		\$68.50	Sell			2,555	\$175,017.50	-\$7,866.50	-\$3.08		\$67,366.50	\$182,884.00		
		03/21/24		\$69.08	Sell			2,555	\$176,499.40	-\$7,866.50	-\$3.08		\$67,366.50	\$184,365.90		


S&P 500 - 3x		Ticker: UPRO		Number of Shares To Buy On: 1/2/15		276		Periodic Credit/Debit		\$550.00		Optional AA PLUS!		\$184.00		
Automated Investing With Discipline.				AA AUTOMATED ALLOCATIONS		The Strategy That Adjusts. Automatically.				Initial Account (+/- Cash in/out):		\$66,500.00		Number of Buys: 50		
Total Amount Committed:				\$5,500.00		Force #		\$10.46		Action		\$2,613.04		Total Number of Trades: 88		
Next BUY At	Next SELL At	Date	Shares	Price	Action	Action Amount	Action Shares	Shares	Market Value	Deployed	Avg Cost	Override	Cash On Hand	Total Gain \$	Annualized %	+/- Cash
		03/22/24		\$68.76	Sell			2,555	\$175,681.80	-\$7,866.50	-\$3.08		\$67,366.50	\$183,548.30		
		03/25/24		\$68.18	Sell			2,555	\$174,199.90	-\$7,866.50	-\$3.08		\$67,366.50	\$182,066.40		
		03/26/24		\$67.61	Sell			2,555	\$172,743.55	-\$7,866.50	-\$3.08		\$67,366.50	\$180,610.05		
		03/27/24		\$69.33	Sell			2,555	\$177,138.15	-\$7,866.50	-\$3.08		\$67,366.50	\$185,004.65		
		03/28/24		\$69.29	Sell			2,555	\$177,035.95	-\$7,866.50	-\$3.08		\$67,366.50	\$184,902.45		
		04/01/24		\$68.94	Sell			2,555	\$176,141.70	-\$7,866.50	-\$3.08		\$67,366.50	\$184,008.20		
		04/02/24		\$67.54	Sell			2,555	\$172,564.70	-\$7,866.50	-\$3.08		\$67,366.50	\$180,431.20		
		04/03/24		\$67.74	Sell			2,555	\$173,075.70	-\$7,866.50	-\$3.08		\$67,366.50	\$180,942.20		
		04/04/24		\$65.16	Sell			2,555	\$166,483.80	-\$7,866.50	-\$3.08		\$67,366.50	\$174,350.30		
		04/05/24		\$67.18	Sell			2,555	\$171,644.90	-\$7,866.50	-\$3.08		\$67,366.50	\$179,511.40		
		04/08/24		\$67.24	Sell			2,555	\$171,798.20	-\$7,866.50	-\$3.08		\$67,366.50	\$179,664.70		
		04/09/24		\$67.47	Sell			2,555	\$172,385.85	-\$7,866.50	-\$3.08		\$67,366.50	\$180,252.35		
		04/10/24		\$65.49	Sell			2,555	\$167,326.95	-\$7,866.50	-\$3.08		\$67,366.50	\$175,193.45		
		04/11/24		\$66.88	Sell			2,555	\$170,878.40	-\$7,866.50	-\$3.08		\$67,366.50	\$178,744.90		
		04/12/24		\$64.04	Sell			2,555	\$163,622.20	-\$7,866.50	-\$3.08		\$67,366.50	\$171,488.70		
		04/15/24		\$61.65	Sell			2,555	\$157,515.75	-\$7,866.50	-\$3.08		\$67,366.50	\$165,382.25		
		04/16/24		\$61.26	Sell			2,555	\$156,519.30	-\$7,866.50	-\$3.08		\$67,366.50	\$164,385.80		
		04/17/24		\$60.17	Sell			2,555	\$153,734.35	-\$7,866.50	-\$3.08		\$67,366.50	\$161,600.85		
		04/18/24		\$59.69	Sell			2,555	\$152,507.95	-\$7,866.50	-\$3.08		\$67,366.50	\$160,374.45		
		04/19/24		\$58.10	Sell			2,555	\$148,445.50	-\$7,866.50	-\$3.08		\$67,366.50	\$156,312.00		
		04/22/24		\$59.67	Sell			2,555	\$152,456.85	-\$7,866.50	-\$3.08		\$67,366.50	\$160,323.35		
		04/23/24		\$61.81	Sell			2,555	\$157,924.55	-\$7,866.50	-\$3.08		\$67,366.50	\$165,791.05		
		04/24/24		\$61.76	Sell			2,555	\$157,796.80	-\$7,866.50	-\$3.08		\$67,366.50	\$165,663.30		
		04/25/24		\$60.92	Sell			2,555	\$155,650.60	-\$7,866.50	-\$3.08		\$67,366.50	\$163,517.10		
		04/26/24		\$62.68	Sell			2,555	\$160,147.40	-\$7,866.50	-\$3.08		\$67,366.50	\$168,013.90		
		04/29/24		\$63.29	Sell			2,555	\$161,705.95	-\$7,866.50	-\$3.08		\$67,366.50	\$169,572.45		
		04/30/24		\$60.30	Sell			2,555	\$154,066.50	-\$7,866.50	-\$3.08		\$67,366.50	\$161,933.00		
		05/01/24	12	\$59.62	Buy	\$715.44	12	2,567	\$153,044.54	-\$7,151.06	-\$2.79		\$67,201.06	\$160,195.60		\$550.00
		05/02/24		\$61.26	Sell			2,567	\$157,254.42	-\$7,151.06	-\$2.79		\$66,651.06	\$164,405.48		-\$550.00

Rule #2
Periodic Credit/Debit

S&P 500 - 3x		Ticker: UPRO		Number of Shares To Buy On: 1/2/15		276		Periodic Credit/Debit		\$550.00		Optional AA PLUS!		\$184.00	
Automated Investing With Discipline.				 AUTOMATED ALLOCATIONS		The Strategy That Adjusts. Automatically.				Initial Account (+/- Cash in/out):		\$66,500.00		Number of Buys: 50	
Total Amount Committed:				\$5,500.00		Force #		\$10.46		Action		\$2,613.04		Total Number of Trades: 88	
Next BUY At		Next SELL At		Date		Shares		Market Value		Deployed		Cash On Hand		Total Gain \$	
				06/14/24				2,321	\$173,425.12	-\$24,459.62	-\$10.54		\$83,959.62	\$197,884.74	
				06/17/24				2,321	\$177,510.08	-\$24,459.62	-\$10.54		\$83,959.62	\$201,969.70	
				06/18/24				2,321	\$178,809.84	-\$24,459.62	-\$10.54		\$83,959.62	\$203,269.46	
				06/20/24				2,321	\$177,231.56	-\$24,459.62	-\$10.54		\$83,959.62	\$201,691.18	
				06/21/24				2,321	\$175,978.22	-\$24,459.62	-\$10.54		\$83,959.62	\$200,437.84	
				06/24/24				2,321	\$174,585.62	-\$24,459.62	-\$10.54		\$83,959.62	\$199,045.24	
				06/25/24				2,321	\$176,535.26	-\$24,459.62	-\$10.54		\$83,959.62	\$200,994.88	
				06/26/24				2,321	\$177,254.77	-\$24,459.62	-\$10.54		\$83,959.62	\$201,714.39	
				06/27/24				2,321	\$177,904.65	-\$24,459.62	-\$10.54		\$83,959.62	\$202,364.27	
				06/28/24				2,321	\$175,676.49	-\$24,459.62	-\$10.54		\$83,959.62	\$200,136.11	
				07/01/24				2,321	\$176,674.52	-\$24,459.62	-\$10.54		\$83,959.62	\$201,134.14	
				07/02/24				2,321	\$180,132.81	-\$24,459.62	-\$10.54		\$83,959.62	\$204,592.43	
				07/03/24			\$18,859.20	240	2,081	\$163,524.98	-\$43,318.82	-\$20.82	\$102,818.82	\$206,843.80	
				07/05/24					2,081	\$166,271.90	-\$43,318.82	-\$20.82	\$102,818.82	\$209,590.72	
				07/08/24					2,081	\$166,792.15	-\$43,318.82	-\$20.82	\$102,818.82	\$210,110.97	
				07/09/24					2,081	\$167,208.35	-\$43,318.82	-\$20.82	\$102,818.82	\$210,527.17	
				07/10/24					2,081	\$172,015.46	-\$43,318.82	-\$20.82	\$102,818.82	\$215,334.28	
				07/11/24					2,081	\$167,582.93	-\$43,318.82	-\$20.82	\$102,818.82	\$210,901.75	
				07/12/24					2,081	\$170,579.57	-\$43,318.82	-\$20.82	\$102,818.82	\$213,898.39	
				07/15/24					2,081	\$171,973.84	-\$43,318.82	-\$20.82	\$102,818.82	\$215,292.66	
				07/16/24					2,081	\$174,991.29	-\$43,318.82	-\$20.82	\$102,818.82	\$218,310.11	
				07/17/24					2,081	\$167,520.50	-\$43,318.82	-\$20.82	\$102,818.82	\$210,839.32	
				07/18/24					2,081	\$163,545.79	-\$43,318.82	-\$20.82	\$102,818.82	\$206,864.61	
				07/19/24					2,081	\$160,112.14	-\$43,318.82	-\$20.82	\$102,818.82	\$203,430.96	
				07/22/24					2,081	\$165,085.73	-\$43,318.82	-\$20.82	\$102,818.82	\$208,404.55	
				07/23/24					2,081	\$164,232.52	-\$43,318.82	-\$20.82	\$102,818.82	\$207,551.34	
				07/24/24					2,081	\$152,995.12	-\$43,318.82	-\$20.82	\$102,818.82	\$196,313.94	
				07/25/24					2,081	\$150,497.92	-\$43,318.82	-\$20.82	\$102,818.82	\$193,816.74	
				07/26/24					2,081	\$155,450.70	-\$43,318.82	-\$20.82	\$102,818.82	\$198,769.52	


S&P 500 - 3x		Ticker: UPRO		Number of Shares To Buy On: 1/2/15		276		Periodic Credit/Debit		\$550.00		Optional AA PLUS!		\$184.00			
Automated Investing With Discipline.				AA AUTOMATED ALLOCATIONS		The Strategy That Adjusts. Automatically.				Initial Account (+/- Cash in/out):		\$66,500.00		Number of Buys: 50			
Total Amount Committed: \$5,500.00				Force #		\$10.46		Action		Action		Shares		Market Value			
Next BUY At		Next SELL At		Date		Shares		Price		Action		Amount		Shares		Market Value	
				07/29/24		\$74.77	Sell			2,081	\$155,596.37	-\$43,318.82	-\$20.82		\$102,818.82	\$198,915.19	
				07/30/24		\$73.62	Sell			2,081	\$153,203.22	-\$43,318.82	-\$20.82		\$102,818.82	\$196,522.04	
				07/31/24		\$77.05	Sell			2,081	\$160,341.05	-\$43,318.82	-\$20.82		\$102,818.82	\$203,659.87	
				08/01/24		\$73.88	Sell			2,081	\$153,744.28	-\$43,318.82	-\$20.82		\$102,818.82	\$197,063.10	
				08/02/24		\$69.69	Sell			2,081	\$145,024.89	-\$43,318.82	-\$20.82		\$102,818.82	\$188,343.71	
				08/05/24		\$63.56	Buy			2,081	\$132,268.36	-\$43,318.82	-\$20.82		\$102,818.82	\$175,587.18	
				08/06/24		\$65.30	Buy			2,081	\$135,889.30	-\$43,318.82	-\$20.82		\$102,818.82	\$179,208.12	
				08/07/24		\$63.94	Buy			2,081	\$133,059.14	-\$43,318.82	-\$20.82		\$102,818.82	\$176,377.96	
				08/08/24		\$68.35	Sell			2,081	\$142,236.35	-\$43,318.82	-\$20.82		\$102,818.82	\$185,555.17	
				08/09/24		\$69.19	Sell			2,081	\$143,984.39	-\$43,318.82	-\$20.82		\$102,818.82	\$187,303.21	
				08/12/24		\$69.26	Sell			2,081	\$144,130.06	-\$43,318.82	-\$20.82		\$102,818.82	\$187,448.88	
				08/13/24		\$72.66	Sell			2,081	\$151,205.46	-\$43,318.82	-\$20.82		\$102,818.82	\$194,524.28	
				08/14/24		\$73.36	Sell			2,081	\$152,662.16	-\$43,318.82	-\$20.82		\$102,818.82	\$195,980.98	
				08/15/24		\$77.09	Sell			2,081	\$160,424.29	-\$43,318.82	-\$20.82		\$102,818.82	\$203,743.11	
				08/16/24		\$77.49	Sell			2,081	\$161,256.69	-\$43,318.82	-\$20.82		\$102,818.82	\$204,575.51	
				08/19/24		\$79.72	Sell			2,081	\$165,897.32	-\$43,318.82	-\$20.82		\$102,818.82	\$209,216.14	
				08/20/24		\$79.28	Sell			2,081	\$164,981.68	-\$43,318.82	-\$20.82		\$102,818.82	\$208,300.50	
				08/21/24		\$80.14	Sell			2,081	\$166,771.34	-\$43,318.82	-\$20.82		\$102,818.82	\$210,090.16	
				08/22/24		\$78.19	Sell			2,081	\$162,713.39	-\$43,318.82	-\$20.82		\$102,818.82	\$206,032.21	
				08/23/24		\$80.58	Sell			2,081	\$167,686.98	-\$43,318.82	-\$20.82		\$102,818.82	\$211,005.80	
				08/26/24		\$79.95	Sell			2,081	\$166,375.95	-\$43,318.82	-\$20.82		\$102,818.82	\$209,694.77	
				08/27/24		\$80.29	Sell			2,081	\$167,083.49	-\$43,318.82	-\$20.82		\$102,818.82	\$210,402.31	
				08/28/24		\$78.87	Sell			2,081	\$164,128.47	-\$43,318.82	-\$20.82		\$102,818.82	\$207,447.29	
				08/29/24		\$78.83	Sell			2,081	\$164,045.23	-\$43,318.82	-\$20.82		\$102,818.82	\$207,364.05	
				08/30/24		\$80.97	Sell			2,081	\$168,498.57	-\$43,318.82	-\$20.82		\$102,818.82	\$211,817.39	
				09/03/24	9	\$75.98	Buy	\$683.82	9	2,090	\$158,798.20	-\$42,635.00	-\$20.40		\$102,685.00	\$201,433.20	\$550.00
				09/04/24		\$75.42	Sell			2,090	\$157,627.80	-\$42,635.00	-\$20.40		\$102,135.00	\$200,262.80	-\$550.00
				09/05/24		\$74.87	Sell			2,090	\$156,478.30	-\$42,635.00	-\$20.40		\$102,135.00	\$199,113.30	
				09/06/24		\$71.04	Sell			2,090	\$148,473.60	-\$42,635.00	-\$20.40		\$102,135.00	\$191,108.60	


Rule #2
Periodic Credit/Debit

S&P 500 - 3x		Ticker: UPRO		Number of Shares To Buy On: 1/2/15		276		Periodic Credit/Debit		\$550.00		Optional AA PLUS!		\$184.00		
Automated Investing With Discipline.				 AUTOMATED ALLOCATIONS		The Strategy That Adjusts. Automatically.				Initial Account (+/- Cash in/out):		\$66,500.00		Number of Buys: 50		
Total Amount Committed:				\$5,500.00		Force #		\$10.46		Action		\$2,613.04		Total Number of Trades: 88		
Next BUY At	Next SELL At	Date	Shares	Price	Action	Action Amount	Action Shares	Shares	Market Value	Deployed	Avg Cost	Override	Cash On Hand	Total Gain \$	Annualized %	+/- Cash
		10/18/24		\$89.18	Sell			1,884	\$168,015.12	-\$60,581.72	-\$32.16		\$120,081.72	\$228,596.84		
		10/21/24		\$88.76	Sell			1,884	\$167,223.84	-\$60,581.72	-\$32.16		\$120,081.72	\$227,805.56		
		10/22/24		\$88.57	Sell			1,884	\$166,865.88	-\$60,581.72	-\$32.16		\$120,081.72	\$227,447.60		
		10/23/24		\$86.08	Sell			1,884	\$162,174.72	-\$60,581.72	-\$32.16		\$120,081.72	\$222,756.44		
		10/24/24		\$86.62	Sell			1,884	\$163,192.08	-\$60,581.72	-\$32.16		\$120,081.72	\$223,773.80		
		10/25/24		\$86.45	Sell			1,884	\$162,871.80	-\$60,581.72	-\$32.16		\$120,081.72	\$223,453.52		
		10/28/24		\$87.23	Sell			1,884	\$164,341.32	-\$60,581.72	-\$32.16		\$120,081.72	\$224,923.04		
		10/29/24		\$87.60	Sell			1,884	\$165,038.40	-\$60,581.72	-\$32.16		\$120,081.72	\$225,620.12		
		10/30/24		\$86.80	Sell			1,884	\$163,531.20	-\$60,581.72	-\$32.16		\$120,081.72	\$224,112.92		
		10/31/24		\$81.63	Sell			1,884	\$153,790.92	-\$60,581.72	-\$32.16		\$120,081.72	\$214,372.64		
		11/01/24		\$82.62	Sell			1,884	\$155,656.08	-\$60,581.72	-\$32.16		\$120,081.72	\$216,237.80		
		11/04/24		\$82.05	Sell			1,884	\$154,582.20	-\$60,581.72	-\$32.16		\$120,081.72	\$215,163.92		
		11/05/24		\$85.02	Sell			1,884	\$160,177.68	-\$60,581.72	-\$32.16		\$120,081.72	\$220,759.40		
		11/06/24		\$91.35	Sell			1,884	\$172,103.40	-\$60,581.72	-\$32.16		\$120,081.72	\$232,685.12		
		11/07/24		\$93.40	Sell			1,884	\$175,965.60	-\$60,581.72	-\$32.16		\$120,081.72	\$236,547.32		
		11/08/24		\$94.59	Sell			1,884	\$178,207.56	-\$60,581.72	-\$32.16		\$120,081.72	\$238,789.28		
		11/11/24		\$94.78	Sell			1,884	\$178,565.52	-\$60,581.72	-\$32.16		\$120,081.72	\$239,147.24		
		11/12/24		\$93.86	Sell			1,884	\$176,832.24	-\$60,581.72	-\$32.16		\$120,081.72	\$237,413.96		
		11/13/24		\$93.98	Sell			1,884	\$177,058.32	-\$60,581.72	-\$32.16		\$120,081.72	\$237,640.04		
		11/14/24		\$92.14	Sell			1,884	\$173,591.76	-\$60,581.72	-\$32.16		\$120,081.72	\$234,173.48		
		11/15/24		\$88.50	Sell			1,884	\$166,734.00	-\$60,581.72	-\$32.16		\$120,081.72	\$227,315.72		
		11/18/24		\$89.58	Sell			1,884	\$168,768.72	-\$60,581.72	-\$32.16		\$120,081.72	\$229,350.44		
		11/19/24		\$90.56	Sell			1,884	\$170,615.04	-\$60,581.72	-\$32.16		\$120,081.72	\$231,196.76		
		11/20/24		\$90.61	Sell			1,884	\$170,709.24	-\$60,581.72	-\$32.16		\$120,081.72	\$231,290.96		
		11/21/24		\$92.01	Sell			1,884	\$173,346.84	-\$60,581.72	-\$32.16		\$120,081.72	\$233,928.56		
		11/22/24		\$92.77	Sell			1,884	\$174,778.68	-\$60,581.72	-\$32.16		\$120,081.72	\$235,360.40		
		11/25/24		\$93.68	Sell			1,884	\$176,493.12	-\$60,581.72	-\$32.16		\$120,081.72	\$237,074.84		
		11/26/24		\$95.18	Sell			1,884	\$179,319.12	-\$60,581.72	-\$32.16		\$120,081.72	\$239,900.84		
		11/27/24		\$94.20	Sell			1,884	\$177,472.80	-\$60,581.72	-\$32.16		\$120,081.72	\$238,054.52		


S&P 500 - 3x		Ticker: UPRO		Number of Shares To Buy On: 1/2/15		276		Periodic Credit/Debit \$550.00		Optional AA PLUS! \$184.00																							
Automated Investing With Discipline.				AA AUTOMATED ALLOCATIONS		The Strategy That Adjusts. Automatically.				Initial Account (+/- Cash in/out): \$66,500.00		Number of Buys: 50																					
Total Amount Committed: \$5,500.00				Force #		\$10.46				\$2,886.96		\$10.46		Action		\$2,613.04		Total Number of Trades: 88															
Next BUY At		Next SELL At		Date		Shares		Price		Action		Amount		Action Shares		Shares		Market Value		Deployed		Avg Cost		Override		Cash On Hand		Total Gain \$		Annualized %		+/- Cash	
				11/29/24				\$95.84	Sell									1,884	\$180,562.56	-\$60,581.72	-\$32.16					\$120,081.72	\$241,144.28						
				12/02/24				\$96.40	Sell	\$17,544.80	182	1,702	\$164,072.80	-\$78,126.52	-\$45.90				\$164,072.80	-\$78,126.52	-\$45.90					\$137,626.52	\$242,199.32						
				12/03/24				\$96.45	Sell				\$164,157.90	-\$78,126.52	-\$45.90				\$164,157.90	-\$78,126.52	-\$45.90					\$137,626.52	\$242,284.42						
				12/04/24				\$98.20	Sell				\$167,136.40	-\$78,126.52	-\$45.90				\$167,136.40	-\$78,126.52	-\$45.90					\$137,626.52	\$245,262.92						
				12/05/24				\$97.73	Sell				\$166,336.46	-\$78,126.52	-\$45.90				\$166,336.46	-\$78,126.52	-\$45.90					\$137,626.52	\$244,462.98						
				12/06/24				\$98.24	Sell				\$167,204.48	-\$78,126.52	-\$45.90				\$167,204.48	-\$78,126.52	-\$45.90					\$137,626.52	\$245,331.00						
				12/09/24				\$96.64	Sell				\$164,481.28	-\$78,126.52	-\$45.90				\$164,481.28	-\$78,126.52	-\$45.90					\$137,626.52	\$242,607.80						
				12/10/24				\$95.73	Sell				\$162,932.46	-\$78,126.52	-\$45.90				\$162,932.46	-\$78,126.52	-\$45.90					\$137,626.52	\$241,058.98						
				12/11/24				\$97.94	Sell				\$166,693.88	-\$78,126.52	-\$45.90				\$166,693.88	-\$78,126.52	-\$45.90					\$137,626.52	\$244,820.40						
				12/12/24				\$96.38	Sell				\$164,038.76	-\$78,126.52	-\$45.90				\$164,038.76	-\$78,126.52	-\$45.90					\$137,626.52	\$242,165.28						
				12/13/24				\$96.24	Sell				\$163,800.48	-\$78,126.52	-\$45.90				\$163,800.48	-\$78,126.52	-\$45.90					\$137,626.52	\$241,927.00						
				12/16/24				\$97.40	Sell				\$165,774.80	-\$78,126.52	-\$45.90				\$165,774.80	-\$78,126.52	-\$45.90					\$137,626.52	\$243,901.32						
				12/17/24				\$96.16	Sell				\$163,664.32	-\$78,126.52	-\$45.90				\$163,664.32	-\$78,126.52	-\$45.90					\$137,626.52	\$241,790.84						
				12/18/24				\$87.63	Sell				\$149,146.26	-\$78,126.52	-\$45.90				\$149,146.26	-\$78,126.52	-\$45.90					\$137,626.52	\$227,272.78						
				12/19/24				\$87.44	Sell				\$148,822.88	-\$78,126.52	-\$45.90				\$148,822.88	-\$78,126.52	-\$45.90					\$137,626.52	\$226,949.40						
				12/20/24				\$90.34	Sell				\$153,758.68	-\$78,126.52	-\$45.90				\$153,758.68	-\$78,126.52	-\$45.90					\$137,626.52	\$231,885.20						
				12/23/24				\$92.11	Sell				\$156,771.22	-\$78,126.52	-\$45.90				\$156,771.22	-\$78,126.52	-\$45.90					\$137,626.52	\$234,897.74						
				12/24/24				\$95.05	Sell				\$161,775.10	-\$78,126.52	-\$45.90				\$161,775.10	-\$78,126.52	-\$45.90					\$137,626.52	\$239,901.62						
				12/26/24				\$95.04	Sell				\$161,758.08	-\$78,126.52	-\$45.90				\$161,758.08	-\$78,126.52	-\$45.90					\$137,626.52	\$239,884.60						
				12/27/24				\$92.01	Sell				\$156,601.02	-\$78,126.52	-\$45.90				\$156,601.02	-\$78,126.52	-\$45.90					\$137,626.52	\$234,727.54						
				12/30/24				\$88.79	Sell				\$151,120.58	-\$78,126.52	-\$45.90				\$151,120.58	-\$78,126.52	-\$45.90					\$137,626.52	\$229,247.10						
				12/31/24				\$87.78	Sell				\$149,401.56	-\$78,126.52	-\$45.90				\$149,401.56	-\$78,126.52	-\$45.90					\$137,626.52	\$227,528.08						
				01/02/25		118		\$87.05	Buy	\$10,271.90	118	1,820	\$158,431.00	-\$67,854.62	-\$37.28				\$158,431.00	-\$67,854.62	-\$37.28					\$134,904.62	\$226,285.62		\$7,550.00				
				01/03/25				\$90.23	Sell				\$164,218.60	-\$67,854.62	-\$37.28				\$164,218.60	-\$67,854.62	-\$37.28					\$134,354.62	\$232,073.22		-\$550.00				
				01/06/25				\$91.80	Sell				\$167,076.00	-\$67,854.62	-\$37.28				\$167,076.00	-\$67,854.62	-\$37.28					\$134,354.62	\$234,930.62						
				01/07/25				\$88.73	Sell				\$161,488.60	-\$67,854.62	-\$37.28				\$161,488.60	-\$67,854.62	-\$37.28					\$134,354.62	\$229,343.22						
				01/08/25				\$88.97	Sell				\$161,925.40	-\$67,854.62	-\$37.28				\$161,925.40	-\$67,854.62	-\$37.28					\$134,354.62	\$229,780.02						
				01/10/25				\$84.87	Sell				\$154,463.40	-\$67,854.62	-\$37.28				\$154,463.40	-\$67,854.62	-\$37.28					\$134,354.62	\$222,318.02						
				01/13/25				\$85.27	Sell				\$155,191.40	-\$67,854.62	-\$37.28				\$155,191.40	-\$67,854.62	-\$37.28					\$134,354.62	\$223,046.02						

Rule #2
 Periodic Credit/Debit
 +
 Annual Addition
 (\$7,000 + \$550)


S&P 500 - 3x		Ticker: UPRO		Number of Shares To Buy On: 1/2/15		276		Periodic Credit/Debit		\$550.00		Optional AA PLUS!		\$184.00	
Automated Investing With Discipline.						The Strategy That Adjusts. Automatically.				Initial Account (+/- Cash in/out):		\$66,500.00		Number of Buys: 50	
Total Amount Committed:				\$5,500.00		Force #		\$10.46		Action		\$2,613.04		Total Number of Trades: 88	
Next BUY At		Next SELL At		Date		Shares		Market Value		Deployed		Cash On Hand		Total Gain \$	
				01/14/25				1,820	\$155,646.40	-\$67,854.62	-\$37.28		\$134,354.62	\$223,501.02	
				01/15/25				1,820	\$164,145.80	-\$67,854.62	-\$37.28		\$134,354.62	\$232,000.42	
				01/16/25				1,820	\$163,199.40	-\$67,854.62	-\$37.28		\$134,354.62	\$231,054.02	
				01/17/25				1,820	\$167,804.00	-\$67,854.62	-\$37.28		\$134,354.62	\$235,658.62	
				01/21/25				1,820	\$172,172.00	-\$67,854.62	-\$37.28		\$134,354.62	\$240,026.62	
				01/22/25				1,820	\$175,156.80	-\$67,854.62	-\$37.28		\$134,354.62	\$243,011.42	
				01/23/25				1,820	\$178,014.20	-\$67,854.62	-\$37.28		\$134,354.62	\$245,868.82	
				01/24/25				1,820	\$176,339.80	-\$67,854.62	-\$37.28		\$134,354.62	\$244,194.42	
				01/27/25				1,820	\$168,823.20	-\$67,854.62	-\$37.28		\$134,354.62	\$236,677.82	
				01/28/25				1,820	\$173,045.60	-\$67,854.62	-\$37.28		\$134,354.62	\$240,900.22	
				01/29/25				1,820	\$170,661.40	-\$67,854.62	-\$37.28		\$134,354.62	\$238,516.02	
				01/30/25				1,820	\$173,391.40	-\$67,854.62	-\$37.28		\$134,354.62	\$241,246.02	
				01/31/25				1,820	\$170,443.00	-\$67,854.62	-\$37.28		\$134,354.62	\$238,297.62	
				02/03/25				1,820	\$166,912.20	-\$67,854.62	-\$37.28		\$134,354.62	\$234,766.82	
				02/04/25				1,820	\$170,279.20	-\$67,854.62	-\$37.28		\$134,354.62	\$238,133.82	
				02/05/25				1,820	\$172,263.00	-\$67,854.62	-\$37.28		\$134,354.62	\$240,117.62	
				02/06/25				1,820	\$174,046.60	-\$67,854.62	-\$37.28		\$134,354.62	\$241,901.22	
				02/07/25				1,820	\$169,132.60	-\$67,854.62	-\$37.28		\$134,354.62	\$236,987.22	
				02/10/25				1,820	\$172,390.40	-\$67,854.62	-\$37.28		\$134,354.62	\$240,245.02	
				02/11/25				1,820	\$172,754.40	-\$67,854.62	-\$37.28		\$134,354.62	\$240,609.02	
				02/12/25				1,820	\$171,152.80	-\$67,854.62	-\$37.28		\$134,354.62	\$239,007.42	
				02/13/25				1,820	\$176,485.40	-\$67,854.62	-\$37.28		\$134,354.62	\$244,340.02	
				02/14/25				1,820	\$176,285.20	-\$67,854.62	-\$37.28		\$134,354.62	\$244,139.82	
				02/18/25				1,820	\$177,632.00	-\$67,854.62	-\$37.28		\$134,354.62	\$245,486.62	
				02/19/25				1,820	\$178,960.60	-\$67,854.62	-\$37.28		\$134,354.62	\$246,815.22	
				02/20/25				1,820	\$176,667.40	-\$67,854.62	-\$37.28		\$134,354.62	\$244,522.02	
				02/21/25				1,820	\$167,531.00	-\$67,854.62	-\$37.28		\$134,354.62	\$235,385.62	
				02/24/25				1,820	\$165,110.40	-\$67,854.62	-\$37.28		\$134,354.62	\$232,965.02	
				02/25/25				1,820	\$162,489.60	-\$67,854.62	-\$37.28		\$134,354.62	\$230,344.22	


S&P 500 - 3x		Ticker: UPRO		Number of Shares To Buy On: 1/2/15		276		Periodic Credit/Debit		\$550.00		Optional AA PLUS!		\$184.00		
Automated Investing With Discipline.				 AUTOMATED ALLOCATIONS		The Strategy That Adjusts. Automatically.				Initial Account (+/- Cash in/out):		\$66,500.00		Number of Buys: 50		
Total Amount Committed:				\$5,500.00		Force #		\$10.46		Action		\$2,613.04		Total Number of Trades: 88		
Next BUY At		Next SELL At		Date		Shares		Market Value		Deployed		Cash On Hand		Total Gain \$		
				02/26/25		\$89.38			1,820	\$162,671.60	-\$67,854.62	-\$37.28		\$134,354.62	\$230,526.22	
				02/27/25		\$85.12			1,820	\$154,918.40	-\$67,854.62	-\$37.28		\$134,354.62	\$222,773.02	
				02/28/25		\$88.98			1,820	\$161,943.60	-\$67,854.62	-\$37.28		\$134,354.62	\$229,798.22	
				03/03/25		\$84.42			1,820	\$153,644.40	-\$67,854.62	-\$37.28		\$134,354.62	\$221,499.02	
				03/04/25		\$81.30			1,820	\$147,966.00	-\$67,854.62	-\$37.28		\$134,354.62	\$215,820.62	
				03/05/25		\$83.85			1,820	\$152,607.00	-\$67,854.62	-\$37.28		\$134,354.62	\$220,461.62	
				03/06/25		\$79.43			1,820	\$144,562.60	-\$67,854.62	-\$37.28		\$134,354.62	\$212,417.22	
				03/07/25		\$80.60			1,820	\$146,692.00	-\$67,854.62	-\$37.28		\$134,354.62	\$214,546.62	
				03/10/25		\$74.23			1,820	\$135,098.60	-\$67,854.62	-\$37.28		\$134,354.62	\$202,953.22	
				03/11/25		\$72.37			1,820	\$131,713.40	-\$67,854.62	-\$37.28		\$134,354.62	\$199,568.02	
				03/12/25		\$73.43			1,820	\$133,642.60	-\$67,854.62	-\$37.28		\$134,354.62	\$201,497.22	
				03/13/25		\$70.50			1,820	\$128,310.00	-\$67,854.62	-\$37.28		\$134,354.62	\$196,164.62	
				03/14/25		\$74.75			1,820	\$136,045.00	-\$67,854.62	-\$37.28		\$134,354.62	\$203,899.62	
				03/17/25		\$76.43			1,820	\$139,102.60	-\$67,854.62	-\$37.28		\$134,354.62	\$206,957.22	
				03/18/25		\$74.00			1,820	\$134,680.00	-\$67,854.62	-\$37.28		\$134,354.62	\$202,534.62	
				03/19/25		\$76.31			1,820	\$138,884.20	-\$67,854.62	-\$37.28		\$134,354.62	\$206,738.82	
				03/20/25		\$75.76			1,820	\$137,883.20	-\$67,854.62	-\$37.28		\$134,354.62	\$205,737.82	
				03/21/25		\$75.76			1,820	\$137,883.20	-\$67,854.62	-\$37.28		\$134,354.62	\$205,737.82	
				03/24/25		\$79.69			1,820	\$145,035.80	-\$67,854.62	-\$37.28		\$134,354.62	\$212,890.42	
				03/25/25		\$80.21			1,820	\$145,982.20	-\$67,854.62	-\$37.28		\$134,354.62	\$213,836.82	
				03/26/25		\$77.43			1,820	\$140,922.60	-\$67,854.62	-\$37.28		\$134,354.62	\$208,777.22	
				03/27/25		\$76.71			1,820	\$139,612.20	-\$67,854.62	-\$37.28		\$134,354.62	\$207,466.82	
				03/28/25		\$72.10			1,820	\$131,222.00	-\$67,854.62	-\$37.28		\$134,354.62	\$199,076.62	
				03/31/25		\$73.35			1,820	\$133,497.00	-\$67,854.62	-\$37.28		\$134,354.62	\$201,351.62	
				04/01/25		\$74.07			1,820	\$134,807.40	-\$67,854.62	-\$37.28		\$134,354.62	\$202,662.02	
				04/02/25		\$75.47			1,820	\$137,355.40	-\$67,854.62	-\$37.28		\$134,354.62	\$205,210.02	
				04/03/25		\$64.65		\$21,657.75	335	2,155	\$139,320.75	-\$46,196.87	-\$21.44		\$112,696.87	\$185,517.62
				04/04/25		\$53.42		\$35,310.62	661	2,816	\$150,430.72	-\$10,886.25	-\$3.87		\$77,386.25	\$161,316.97
				04/07/25		\$52.66				2,816	\$148,290.56	-\$10,886.25	-\$3.87		\$77,386.25	\$159,176.81

S&P 500 - 3x		Ticker: UPRO		Number of Shares To Buy On: 1/2/15		276		Periodic Credit/Debit		\$550.00		Optional AA PLUS!		\$184.00					
Automated Investing With Discipline.				AA AUTOMATED ALLOCATIONS		The Strategy That Adjusts. Automatically.				Initial Account (+/- Cash in/out):		\$66,500.00		Number of Buys: 50					
Total Amount Committed:				\$5,500.00		Force #		\$10.46		Action		\$2,613.04		Total Number of Trades: 88					
Next BUY At		Next SELL At		Date		Shares		Price		Action		Cash On Hand		Total Gain \$		Annualized %		+/- Cash	
				04/08/25				\$50.28	Buy	\$23,883.00	475	3,291	\$165,471.48	\$12,996.75	\$3.95	\$53,503.25	\$152,474.73		
				04/09/25				\$64.33	Sell			3,291	\$211,710.03	\$12,996.75	\$3.95	\$53,503.25	\$198,713.28		
				04/10/25				\$57.60	Buy			3,291	\$189,561.60	\$12,996.75	\$3.95	\$53,503.25	\$176,564.85		
				04/11/25				\$60.63	Sell			3,291	\$199,533.33	\$12,996.75	\$3.95	\$53,503.25	\$186,536.58		
				04/14/25				\$62.32	Sell			3,291	\$205,095.12	\$12,996.75	\$3.95	\$53,503.25	\$192,098.37		
				04/15/25				\$61.83	Sell			3,291	\$203,482.53	\$12,996.75	\$3.95	\$53,503.25	\$190,485.78		
				04/16/25				\$57.69	Buy			3,291	\$189,857.79	\$12,996.75	\$3.95	\$53,503.25	\$176,861.04		
				04/17/25				\$57.85	Buy			3,291	\$190,384.35	\$12,996.75	\$3.95	\$53,503.25	\$177,387.60		
				04/21/25				\$53.74	Buy			3,291	\$176,858.34	\$12,996.75	\$3.95	\$53,503.25	\$163,861.59		
				04/22/25				\$57.77	Buy			3,291	\$190,121.07	\$12,996.75	\$3.95	\$53,503.25	\$177,124.32		
				04/23/25				\$60.54	Sell			3,291	\$199,237.14	\$12,996.75	\$3.95	\$53,503.25	\$186,240.39		
				04/24/25				\$64.29	Sell			3,291	\$211,578.39	\$12,996.75	\$3.95	\$53,503.25	\$198,581.64		
				04/25/25				\$65.65	Sell			3,291	\$216,054.15	\$12,996.75	\$3.95	\$53,503.25	\$203,057.40		
				04/28/25				\$65.79	Sell			3,291	\$216,514.89	\$12,996.75	\$3.95	\$53,503.25	\$203,518.14		
				04/29/25				\$66.90	Sell			3,291	\$220,167.90	\$12,996.75	\$3.95	\$53,503.25	\$207,171.15		
				04/30/25				\$66.97	Sell			3,291	\$220,398.27	\$12,996.75	\$3.95	\$53,503.25	\$207,401.52		
				05/01/25	10			\$68.41	Buy	\$684.10	10	3,301	\$225,821.41	\$13,680.85	\$4.14	\$53,369.15	\$212,140.56		\$550.00
				05/02/25				\$71.38	Sell			3,301	\$235,625.38	\$13,680.85	\$4.14	\$52,819.15	\$221,944.53		-\$550.00
				05/05/25				\$70.21	Sell			3,301	\$231,763.21	\$13,680.85	\$4.14	\$52,819.15	\$218,082.36		
				05/06/25				\$68.42	Sell			3,301	\$225,854.42	\$13,680.85	\$4.14	\$52,819.15	\$212,173.57		
				05/07/25				\$69.28	Sell			3,301	\$228,693.28	\$13,680.85	\$4.14	\$52,819.15	\$215,012.43		
				05/08/25				\$70.63	Sell			3,301	\$233,149.63	\$13,680.85	\$4.14	\$52,819.15	\$219,468.78		
				05/09/25				\$70.32	Sell			3,301	\$232,126.32	\$13,680.85	\$4.14	\$52,819.15	\$218,445.47		
				05/12/25				\$77.21	Sell	\$32,042.15	415	2,886	\$222,828.06	-\$18,361.30	-\$6.36	\$84,861.30	\$241,189.36		
				05/13/25				\$78.78	Sell			2,886	\$227,359.08	-\$18,361.30	-\$6.36	\$84,861.30	\$245,720.38		
				05/14/25				\$79.05	Sell			2,886	\$228,138.30	-\$18,361.30	-\$6.36	\$84,861.30	\$246,499.60		
				05/15/25				\$80.18	Sell			2,886	\$231,399.48	-\$18,361.30	-\$6.36	\$84,861.30	\$249,760.78		
				05/16/25				\$81.68	Sell			2,886	\$235,728.48	-\$18,361.30	-\$6.36	\$84,861.30	\$254,089.78		
				05/19/25				\$81.94	Sell			2,886	\$236,478.84	-\$18,361.30	-\$6.36	\$84,861.30	\$254,840.14		

S&P 500 - 3x		Ticker: UPRO		Number of Shares To Buy On: 1/2/15		276		Periodic Credit/Debit		\$550.00		Optional AA PLUS!		\$184.00		
Automated Investing With Discipline.						The Strategy That Adjusts. Automatically.				Initial Account (+/- Cash in/out):		\$66,500.00		Number of Buys: 50		
										Highest Amount Deployed:		\$52,487.64		Number of Sells: 38		
Total Amount Committed:		\$5,500.00		Force #	\$10.46	Action	Action	Action	Action	\$2,886.96	\$10.46	Action	\$2,613.04	Total Number of Trades: 88		
Next BUY At	Next SELL At	Date	Shares	Price	Action	Amount	Shares	Shares	Market Value	Deployed	Avg Cost	Override	Cash On Hand	Total Gain \$	Annualized %	+/- Cash
		07/02/25		\$92.03	Sell			2,614	\$240,566.42	-\$41,418.74	-\$15.84		\$107,918.74	\$281,985.16		
		07/03/25		\$94.15	Sell	\$24,384.85	259	2,355	\$221,723.25	-\$65,803.59	-\$27.94		\$132,303.59	\$287,526.84		
		07/07/25		\$92.04	Sell			2,355	\$216,754.20	-\$65,803.59	-\$27.94		\$132,303.59	\$282,557.79		
		07/08/25		\$91.81	Sell			2,355	\$216,212.55	-\$65,803.59	-\$27.94		\$132,303.59	\$282,016.14		
		07/09/25		\$93.43	Sell			2,355	\$220,027.65	-\$65,803.59	-\$27.94		\$132,303.59	\$285,831.24		
		07/10/25		\$94.21	Sell			2,355	\$221,864.55	-\$65,803.59	-\$27.94		\$132,303.59	\$287,668.14		
		07/11/25		\$93.10	Sell			2,355	\$219,250.50	-\$65,803.59	-\$27.94		\$132,303.59	\$285,054.09		
		07/14/25		\$93.61	Sell			2,355	\$220,451.55	-\$65,803.59	-\$27.94		\$132,303.59	\$286,255.14		
		07/15/25		\$92.40	Sell			2,355	\$217,602.00	-\$65,803.59	-\$27.94		\$132,303.59	\$283,405.59		
		07/16/25		\$93.28	Sell			2,355	\$219,674.40	-\$65,803.59	-\$27.94		\$132,303.59	\$285,477.99		
		07/17/25		\$95.00	Sell			2,355	\$223,725.00	-\$65,803.59	-\$27.94		\$132,303.59	\$289,528.59		
		07/18/25		\$94.71	Sell			2,355	\$223,042.05	-\$65,803.59	-\$27.94		\$132,303.59	\$288,845.64		
		07/21/25		\$95.22	Sell			2,355	\$224,243.10	-\$65,803.59	-\$27.94		\$132,303.59	\$290,046.69		
		07/22/25		\$95.21	Sell			2,355	\$224,219.55	-\$65,803.59	-\$27.94		\$132,303.59	\$290,023.14		
		07/23/25		\$97.61	Sell			2,355	\$229,871.55	-\$65,803.59	-\$27.94		\$132,303.59	\$295,675.14		
		07/24/25		\$97.74	Sell			2,355	\$230,177.70	-\$65,803.59	-\$27.94		\$132,303.59	\$295,981.29		
		07/25/25		\$98.80	Sell			2,355	\$232,674.00	-\$65,803.59	-\$27.94		\$132,303.59	\$298,477.59		
		07/28/25		\$98.75	Sell			2,355	\$232,556.25	-\$65,803.59	-\$27.94		\$132,303.59	\$298,359.84		
		07/29/25		\$97.96	Sell			2,355	\$230,695.80	-\$65,803.59	-\$27.94		\$132,303.59	\$296,499.39		
		07/30/25		\$97.57	Sell			2,355	\$229,777.35	-\$65,803.59	-\$27.94		\$132,303.59	\$295,580.94		
		07/31/25		\$96.38	Sell			2,355	\$226,974.90	-\$65,803.59	-\$27.94		\$132,303.59	\$292,778.49		
		08/01/25		\$91.58	Sell			2,355	\$215,670.90	-\$65,803.59	-\$27.94		\$132,303.59	\$281,474.49		
		08/04/25		\$95.68	Sell			2,355	\$225,326.40	-\$65,803.59	-\$27.94		\$132,303.59	\$291,129.99		
		08/05/25		\$94.28	Sell			2,355	\$222,029.40	-\$65,803.59	-\$27.94		\$132,303.59	\$287,832.99		
		08/06/25		\$96.32	Sell			2,355	\$226,833.60	-\$65,803.59	-\$27.94		\$132,303.59	\$292,637.19		
		08/07/25		\$96.14	Sell			2,355	\$226,409.70	-\$65,803.59	-\$27.94		\$132,303.59	\$292,213.29		
		08/08/25		\$98.28	Sell			2,355	\$231,449.40	-\$65,803.59	-\$27.94		\$132,303.59	\$297,252.99		
		08/11/25		\$97.60	Sell			2,355	\$229,848.00	-\$65,803.59	-\$27.94		\$132,303.59	\$295,651.59		
		08/12/25		\$100.73	Sell			2,355	\$237,219.15	-\$65,803.59	-\$27.94		\$132,303.59	\$303,022.74		

S&P 500 - 3x		Ticker: UPRO		Number of Shares To Buy On: 1/2/15		276		Periodic Credit/Debit		\$550.00		Optional AA PLUS!		\$184.00		
Automated Investing With Discipline.				AA AUTOMATED ALLOCATIONS		The Strategy That Adjusts. Automatically.				Initial Account (+/- Cash in/out):		\$66,500.00		Number of Buys: 50		
Total Amount Committed:				\$5,500.00		Force #		\$10.46		Action		\$2,613.04		Total Number of Trades: 88		
Next BUY At	Next SELL At	Date	Shares	Price	Action	Action Amount	Action Shares	Shares	Market Value	Deployed	Avg Cost	Override	Cash On Hand	Total Gain \$	Annualized %	+/- Cash
		08/13/25		\$101.77	Sell			2,355	\$239,668.35	-\$65,803.59	-\$27.94		\$132,303.59	\$305,471.94		
		08/14/25		\$101.76	Sell			2,355	\$239,644.80	-\$65,803.59	-\$27.94		\$132,303.59	\$305,448.39		
		08/15/25		\$100.98	Sell			2,355	\$237,807.90	-\$65,803.59	-\$27.94		\$132,303.59	\$303,611.49		
		08/18/25		\$100.85	Sell			2,355	\$237,501.75	-\$65,803.59	-\$27.94		\$132,303.59	\$303,305.34		
		08/19/25		\$99.14	Sell			2,355	\$233,474.70	-\$65,803.59	-\$27.94		\$132,303.59	\$299,278.29		
		08/20/25		\$98.32	Sell			2,355	\$231,543.60	-\$65,803.59	-\$27.94		\$132,303.59	\$297,347.19		
		08/21/25		\$97.17	Sell			2,355	\$228,835.35	-\$65,803.59	-\$27.94		\$132,303.59	\$294,638.94		
		08/22/25		\$101.49	Sell			2,355	\$239,008.95	-\$65,803.59	-\$27.94		\$132,303.59	\$304,812.54		
		08/25/25		\$100.19	Sell			2,355	\$235,947.45	-\$65,803.59	-\$27.94		\$132,303.59	\$301,751.04		
		08/26/25		\$101.39	Sell			2,355	\$238,773.45	-\$65,803.59	-\$27.94		\$132,303.59	\$304,577.04		
		08/27/25		\$102.03	Sell			2,355	\$240,280.65	-\$65,803.59	-\$27.94		\$132,303.59	\$306,084.24		
		08/28/25		\$103.10	Sell			2,355	\$242,800.50	-\$65,803.59	-\$27.94		\$132,303.59	\$308,604.09		
		08/29/25		\$101.14	Sell			2,355	\$238,184.70	-\$65,803.59	-\$27.94		\$132,303.59	\$303,988.29		
		09/02/25	7	\$98.90	Buy	\$692.30	7	2,362	\$233,601.80	-\$65,111.29	-\$27.57		\$132,161.29	\$298,713.09		\$550.00
		09/03/25		\$100.39	Sell			2,362	\$237,121.18	-\$65,111.29	-\$27.57		\$131,611.29	\$302,232.47		-\$550.00
		09/04/25		\$102.89	Sell			2,362	\$243,026.18	-\$65,111.29	-\$27.57		\$131,611.29	\$308,137.47		
		09/05/25		\$101.89	Sell			2,362	\$240,664.18	-\$65,111.29	-\$27.57		\$131,611.29	\$305,775.47		
		09/08/25		\$102.66	Sell			2,362	\$242,482.92	-\$65,111.29	-\$27.57		\$131,611.29	\$307,594.21		
		09/09/25		\$103.36	Sell			2,362	\$244,136.32	-\$65,111.29	-\$27.57		\$131,611.29	\$309,247.61		
		09/10/25		\$104.24	Sell	\$23,766.72	228	2,134	\$222,448.16	-\$88,878.01	-\$41.65		\$155,378.01	\$311,326.17		
		09/11/25		\$106.77	Sell			2,134	\$227,847.18	-\$88,878.01	-\$41.65		\$155,378.01	\$316,725.19		
		09/12/25		\$106.57	Sell			2,134	\$227,420.38	-\$88,878.01	-\$41.65		\$155,378.01	\$316,298.39		
		09/15/25		\$108.21	Sell			2,134	\$230,920.14	-\$88,878.01	-\$41.65		\$155,378.01	\$319,798.15		
		09/16/25		\$107.73	Sell			2,134	\$229,895.82	-\$88,878.01	-\$41.65		\$155,378.01	\$318,773.83		
		09/17/25		\$107.34	Sell			2,134	\$229,063.56	-\$88,878.01	-\$41.65		\$155,378.01	\$317,941.57		
		09/18/25		\$108.83	Sell			2,134	\$232,243.22	-\$88,878.01	-\$41.65		\$155,378.01	\$321,121.23		
		09/19/25		\$110.28	Sell			2,134	\$235,337.52	-\$88,878.01	-\$41.65		\$155,378.01	\$324,215.53		
		09/22/25		\$111.85	Sell			2,134	\$238,687.90	-\$88,878.01	-\$41.65		\$155,378.01	\$327,565.91		
		09/23/25		\$110.07	Sell			2,134	\$234,889.38	-\$88,878.01	-\$41.65		\$155,378.01	\$323,767.39		

S&P 500 - 3x		Ticker: UPRO		Number of Shares To Buy On: 1/2/15		276		Periodic Credit/Debit		\$550.00		Optional AA PLUS!		\$184.00		
Automated Investing With Discipline.				 AUTOMATED ALLOCATIONS		The Strategy That Adjusts. Automatically.				Initial Account (+/- Cash in/out):		\$66,500.00		Number of Buys: 50		
Total Amount Committed:				\$5,500.00		Force #		\$10.46		Action		\$2,613.04		Total Number of Trades: 88		
Next BUY At	Next SELL At	Date	Shares	Price	Action	Action Amount	Action Shares	Shares	Market Value	Deployed	Avg Cost	Override	Cash On Hand	Total Gain \$	Annualized %	+/- Cash
		09/24/25		\$108.93	Sell			2,134	\$232,456.62	-\$88,878.01	-\$41.65		\$155,378.01	\$321,334.63		
		09/25/25		\$107.37	Sell			2,134	\$229,127.58	-\$88,878.01	-\$41.65		\$155,378.01	\$318,005.59		
		09/26/25		\$109.11	Sell			2,134	\$232,840.74	-\$88,878.01	-\$41.65		\$155,378.01	\$321,718.75		
		09/29/25		\$110.01	Sell			2,134	\$234,761.34	-\$88,878.01	-\$41.65		\$155,378.01	\$323,639.35		
		09/30/25		\$111.17	Sell			2,134	\$237,236.78	-\$88,878.01	-\$41.65		\$155,378.01	\$326,114.79		
		10/01/25		\$112.38	Sell			2,134	\$239,818.92	-\$88,878.01	-\$41.65		\$155,378.01	\$328,696.93		
		10/02/25		\$112.69	Sell			2,134	\$240,480.46	-\$88,878.01	-\$41.65		\$155,378.01	\$329,358.47		
		10/03/25		\$112.56	Sell			2,134	\$240,203.04	-\$88,878.01	-\$41.65		\$155,378.01	\$329,081.05		
		10/06/25		\$113.79	Sell			2,134	\$242,827.86	-\$88,878.01	-\$41.65		\$155,378.01	\$331,705.87		
		10/07/25		\$112.51	Sell			2,134	\$240,096.34	-\$88,878.01	-\$41.65		\$155,378.01	\$328,974.35		
		10/08/25		\$114.45	Sell			2,134	\$244,236.30	-\$88,878.01	-\$41.65		\$155,378.01	\$333,114.31		
		10/09/25		\$113.47	Sell			2,134	\$242,144.98	-\$88,878.01	-\$41.65		\$155,378.01	\$331,022.99		
		10/10/25		\$104.19	Sell			2,134	\$222,341.46	-\$88,878.01	-\$41.65		\$155,378.01	\$311,219.47		
		10/13/25		\$108.93	Sell			2,134	\$232,456.62	-\$88,878.01	-\$41.65		\$155,378.01	\$321,334.63		
		10/14/25		\$108.45	Sell			2,134	\$231,432.30	-\$88,878.01	-\$41.65		\$155,378.01	\$320,310.31		
		10/15/25		\$109.84	Sell			2,134	\$234,398.56	-\$88,878.01	-\$41.65		\$155,378.01	\$323,276.57		
		10/16/25		\$107.62	Sell			2,134	\$229,661.08	-\$88,878.01	-\$41.65		\$155,378.01	\$318,539.09		
		10/17/25		\$109.33	Sell			2,134	\$233,310.22	-\$88,878.01	-\$41.65		\$155,378.01	\$322,188.23		
		10/20/25		\$112.73	Sell			2,134	\$240,565.82	-\$88,878.01	-\$41.65		\$155,378.01	\$329,443.83		
		10/21/25		\$112.70	Sell			2,134	\$240,501.80	-\$88,878.01	-\$41.65		\$155,378.01	\$329,379.81		
		10/22/25		\$110.91	Sell			2,134	\$236,681.94	-\$88,878.01	-\$41.65		\$155,378.01	\$325,559.95		
		10/23/25		\$112.78	Sell			2,134	\$240,672.52	-\$88,878.01	-\$41.65		\$155,378.01	\$329,550.53		
		10/24/25		\$115.43	Sell	\$23,894.01	207	1,927	\$222,433.61	-\$112,772.02	-\$58.52		\$179,272.02	\$335,205.63		
		10/27/25		\$119.56	Sell			1,927	\$230,392.12	-\$112,772.02	-\$58.52		\$179,272.02	\$343,164.14		
		10/28/25		\$120.44	Sell			1,927	\$232,087.88	-\$112,772.02	-\$58.52		\$179,272.02	\$344,859.90		
		10/29/25		\$120.57	Sell			1,927	\$232,338.39	-\$112,772.02	-\$58.52		\$179,272.02	\$345,110.41		
		10/30/25		\$116.70	Sell			1,927	\$224,880.90	-\$112,772.02	-\$58.52		\$179,272.02	\$337,652.92		
		10/31/25		\$117.60	Sell			1,927	\$226,615.20	-\$112,772.02	-\$58.52		\$179,272.02	\$339,387.22		
		11/03/25		\$118.34	Sell			1,927	\$228,041.18	-\$112,772.02	-\$58.52		\$179,272.02	\$340,813.20		

S&P 500 - 3x		Ticker: UPRO		Number of Shares To Buy On: 1/2/15		276		Periodic Credit/Debit		\$550.00		Optional AA PLUS!		\$184.00	
Automated Investing With Discipline.				 AUTOMATED ALLOCATIONS		The Strategy That Adjusts. Automatically.				Initial Account (+/- Cash in/out):		\$66,500.00		Number of Buys: 50	
Total Amount Committed:				\$5,500.00		Force #		\$10.46		Action		\$2,613.04		Total Number of Trades: 88	
Next BUY At		Next SELL At		Date		Shares		Market Value		Deployed		Cash On Hand		Total Gain \$	
				11/04/25				1,927	\$219,928.51	-\$112,772.02	-\$58.52		\$179,272.02	\$332,700.53	
				11/05/25				1,927	\$221,855.51	-\$112,772.02	-\$58.52		\$179,272.02	\$334,627.53	
				11/06/25				1,927	\$214,744.88	-\$112,772.02	-\$58.52		\$179,272.02	\$327,516.90	
				11/07/25				1,927	\$215,303.71	-\$112,772.02	-\$58.52		\$179,272.02	\$328,075.73	
				11/10/25				1,927	\$225,054.33	-\$112,772.02	-\$58.52		\$179,272.02	\$337,826.35	
				11/11/25				1,927	\$226,595.93	-\$112,772.02	-\$58.52		\$179,272.02	\$339,367.95	
				11/12/25				1,927	\$226,981.33	-\$112,772.02	-\$58.52		\$179,272.02	\$339,753.35	
				11/13/25				1,927	\$215,689.11	-\$112,772.02	-\$58.52		\$179,272.02	\$328,461.13	
				11/14/25				1,927	\$215,361.52	-\$112,772.02	-\$58.52		\$179,272.02	\$328,133.54	
				11/17/25				1,927	\$209,272.20	-\$112,772.02	-\$58.52		\$179,272.02	\$322,044.22	
				11/18/25				1,927	\$204,050.03	-\$112,772.02	-\$58.52		\$179,272.02	\$316,822.05	
				11/19/25				1,927	\$206,227.54	-\$112,772.02	-\$58.52		\$179,272.02	\$318,999.56	
				11/20/25				1,927	\$196,727.43	-\$112,772.02	-\$58.52		\$179,272.02	\$309,499.45	
				11/21/25				1,927	\$202,489.16	-\$112,772.02	-\$58.52		\$179,272.02	\$315,261.18	
				11/24/25				1,927	\$211,391.90	-\$112,772.02	-\$58.52		\$179,272.02	\$324,163.92	
				11/25/25				1,927	\$217,172.90	-\$112,772.02	-\$58.52		\$179,272.02	\$329,944.92	
				11/26/25				1,927	\$221,585.73	-\$112,772.02	-\$58.52		\$179,272.02	\$334,357.75	
				11/28/25				1,927	\$225,073.60	-\$112,772.02	-\$58.52		\$179,272.02	\$337,845.62	
				12/01/25				1,927	\$221,913.32	-\$112,772.02	-\$58.52		\$179,272.02	\$334,685.34	
				12/02/25				1,927	\$223,030.98	-\$112,772.02	-\$58.52		\$179,272.02	\$335,803.00	
				12/03/25				1,927	\$225,227.76	-\$112,772.02	-\$58.52		\$179,272.02	\$337,999.78	
				12/04/25				1,927	\$225,825.13	-\$112,772.02	-\$58.52		\$179,272.02	\$338,597.15	
				12/05/25				1,927	\$226,788.63	-\$112,772.02	-\$58.52		\$179,272.02	\$339,560.65	
				12/08/25				1,927	\$224,726.74	-\$112,772.02	-\$58.52		\$179,272.02	\$337,498.76	
				12/09/25				1,927	\$224,071.56	-\$112,772.02	-\$58.52		\$179,272.02	\$336,843.58	
				12/10/25				1,927	\$228,368.77	-\$112,772.02	-\$58.52		\$179,272.02	\$341,140.79	
				12/11/25				1,927	\$229,736.94	-\$112,772.02	-\$58.52		\$179,272.02	\$342,508.96	
				12/12/25				1,927	\$222,356.53	-\$112,772.02	-\$58.52		\$179,272.02	\$335,128.55	
				12/15/25				1,927	\$221,315.95	-\$112,772.02	-\$58.52		\$179,272.02	\$334,087.97	

S&P 500 - 3x		Ticker: UPRO		Number of Shares To Buy On: 1/2/15		276		Periodic Credit/Debit		\$550.00		Optional AA PLUS!		\$184.00		
Automated Investing With Discipline.				AA AUTOMATED ALLOCATIONS		The Strategy That Adjusts. Automatically.				Initial Account (+/- Cash in/out):		\$66,500.00		Number of Buys: 50		
Total Amount Committed:				\$5,500.00		Force #		\$10.46		Action		\$2,613.04		Total Number of Trades: 88		
Next BUY At	Next SELL At	Date	Shares	Price	Action	Action Amount	Action Shares	Shares	Market Value	Deployed	Avg Cost	Override	Cash On Hand	Total Gain \$	Annualized %	+/- Cash
		12/16/25		\$113.88	Sell			1,927	\$219,446.76	-\$112,772.02	-\$58.52		\$179,272.02	\$332,218.78		
		12/17/25		\$110.08	Sell			1,927	\$212,124.16	-\$112,772.02	-\$58.52		\$179,272.02	\$324,896.18		
		12/18/25		\$112.54	Sell			1,927	\$216,864.58	-\$112,772.02	-\$58.52		\$179,272.02	\$329,636.60		
		12/19/25		\$115.48	Sell			1,927	\$222,529.96	-\$112,772.02	-\$58.52		\$179,272.02	\$335,301.98		
		12/22/25		\$117.56	Sell			1,927	\$226,538.12	-\$112,772.02	-\$58.52		\$179,272.02	\$339,310.14		
		12/23/25		\$119.17	Sell			1,927	\$229,640.59	-\$112,772.02	-\$58.52		\$179,272.02	\$342,412.61		
		12/24/25		\$120.32	Sell			1,927	\$231,856.64	-\$112,772.02	-\$58.52		\$179,272.02	\$344,628.66		
		12/26/25		\$120.23	Sell			1,927	\$231,683.21	-\$112,772.02	-\$58.52		\$179,272.02	\$344,455.23		
		12/29/25		\$118.92	Sell			1,927	\$229,158.84	-\$112,772.02	-\$58.52		\$179,272.02	\$341,930.86		
		12/30/25		\$118.44	Sell			1,927	\$228,233.88	-\$112,772.02	-\$58.52		\$179,272.02	\$341,005.90		
		12/31/25		\$115.76	Sell			1,927	\$223,069.52	-\$112,772.02	-\$58.52		\$179,272.02	\$335,841.54		
236 @	\$81.86	182 @	\$127.35												29.36%	
UPRO - 01/02/2015 to 12/31/2025 11 Years \$5,500 Initial Investment Added ROTH IRA Maximum Allowed Annually Current Market Value of Shares = \$223,069 Current Total of Cash on Hand = \$179,272 Automated Allocations Turned \$66,500 Into \$402,341 Total Cash Gain = \$335,841 Annualized Rate of Return = 29.36%																