





S&P 500 - 3x		Ticker: UPRO		Number of Shares To Buy On 1/2/20				151		Periodic Credit/Debit				\$1,000.00		Optional AA PLUS!		\$334.00	
Automated Investing With Discipline.					The Strategy That Adjusts. Automatically.				Initial Account (+/- Cash in/out):				\$10,000.00		Number of Buys:		20		
									Highest Amount Deployed:				\$9,987.39		Number of Sells:		22		
Total Amount Committed:			\$10,000.00		Force #	\$34.65	Action	Action	Shares	Market Value	\$5,232.15	\$34.65	Action	\$4,767.85	Total Number of Trades:			42	
Next BUY At		Next SELL At		Date	Shares	Price	Action	Amount	Shares	Shares	Deployed	Avg Cost	Override	Cash On Hand	Total Gain \$	Annualized %	+/- Cash		
				12/31/25		\$115.76	Sell			262	\$30,329.12	-\$6,176.42	-\$23.57		\$16,176.42	\$36,505.54			
32 @		\$84.59		25 @	\$131.60											29.19%			

S&P 500 - 3x				Ticker: UPRO		Number of Shares To Buy On 1/2/20				151		Periodic Credit/Debit				\$1,000.00		Optional AA PLUS!		\$334.00	
Automated Investing With Discipline.							AUTOMATED ALLOCATIONS		The Strategy That Adjusts. Automatically.				Initial Account (+/- Cash in/out):		\$12,338.00		Number of Buys:		29		
													Highest Amount Deployed:		\$12,234.83		Number of Sells:		23		
Total Amount Committed:				\$10,000.00		Force #	\$34.65	Action	Action Amount	Action Shares	Shares	Market Value	\$5,232.15	\$34.65	Action	\$4,767.85	Total Number of Trades: 52				
Next BUY At		Next SELL At		Date		Shares	Price						Deployed	Avg Cost	Override	Cash On Hand		Total Gain \$		Annualized %	+/- Cash
				12/31/25			\$115.76	Sell			305	\$35,306.80	-\$7,383.10	-\$24.21		\$19,721.10	\$42,689.90				
37 @	\$84.43	29 @	\$131.35															30.62%			

S&P 500 - 1x				Ticker: SPY		Number of Shares To Buy On 1/2/20					33		Periodic Credit/Debit When Positive: Zero				Optional Add When Negative: Zero				
Discipline to Hold.					BUY & HOLD					No Strategy. Just Hold On.					Initial Account (+/- Cash in/out):		\$10,000.00		Number of Buys:		
															Highest Amount Deployed:		\$9,824.10		Number of Sells:		
Total Amount Committed:				\$10,000.00		Force #	Shares	Price	Action	Action Amount	Action Shares	Shares	Market Value	Deployed	Avg Cost	Action Override	Cash On Hand	Total Number of Trades:			
Next BUY At		Next SELL At		Date	Total Gain \$													Annualized %	+/- Cash		
					01/02/20	\$297.70	NEW					33	\$9,824.10	\$9,824.10	\$297.70		\$175.90				
				12/31/25	\$681.92						33	\$22,503.36	\$9,824.10	\$297.70		\$175.90	\$12,679.26	14.62%			

NDX 100 - 3x				Ticker: TQQQ		Number of Shares To Buy On 1/2/20				484		Periodic Credit/Debit				\$1,000.00		Optional AA PLUS!		\$334.00	
Automated Investing With Discipline.							AUTOMATED ALLOCATIONS		The Strategy That Adjusts. Automatically.				Initial Account (+/- Cash in/out):		\$10,000.00		Number of Buys:		29		
													Highest Amount Deployed:		\$9,999.54		Number of Sells:		32		
Total Amount Committed:				\$10,000.00		Force #	\$10.86	Action	Action Amount	Action Shares	Shares	Market Value	\$5,256.24	\$10.86	Action	\$4,743.76	Total Number of Trades:			61	
Next BUY At		Next SELL At		Date		Shares	Price						Deployed	Avg Cost	Override	Cash On Hand		Total Gain \$	Annualized %	+/- Cash	
				12/31/25			\$52.72	Sell			773	\$40,752.56	-\$19,851.85	-\$25.68		\$29,851.85	\$60,604.41				
94 @	\$42.13	73 @	\$65.54															38.49%			

NDX 100 - 3x		Ticker: TQQQ		Number of Shares To Buy On 1/2/20				484		Periodic Credit/Debit				\$1,000.00		Optional AA PLUS!		\$334.00	
Automated Investing With Discipline.					AUTOMATED ALLOCATIONS		The Strategy That Adjusts. Automatically.				Initial Account (+/- Cash in/out):		\$12,338.00		Number of Buys:		36		
											Highest Amount Deployed:		\$12,307.58		Number of Sells:		32		
Total Amount Committed:		\$10,000.00		Force #	\$10.86	Action	Action Amount	Action Shares	Shares	Market Value	\$5,256.24	\$10.86	Action	\$4,743.76	Total Number of Trades: 68				
Next BUY At	Next SELL At	Date	Shares	Price	Deployed						Avg Cost	Override	Cash On Hand	Total Gain \$	Annualized %	+/- Cash			
			12/31/25		\$52.72	Sell				868	\$45,760.96	-\$20,866.40	-\$24.04		\$33,204.40	\$66,627.36			
106 @	\$41.17	82 @	\$64.06														39.37%		

NDX 100 - 1x		Ticker: QQQ		Number of Shares To Buy On 1/2/20					48		Periodic Credit/Debit When Positive: Zero					Optional Add When Negative: Zero															
Discipline to Hold.					BUY & HOLD					No Strategy. Just Hold On.					Initial Account (+/- Cash in/out):		\$10,000.00		Number of Buys:												
															Highest Amount Deployed:			\$9,996.00		Number of Sells:											
Total Amount Committed:		\$10,000.00		Force #				Action		Action				Shares		Market Value		Deployed		Avg Cost		Action		Cash On Hand		Total Number of Trades:					
Next BUY At		Next SELL At		Date		Shares		Price		Action		Amount		Shares								Override				Total Gain \$		Annualized %		+/- Cash	
				01/02/20				\$208.25		NEW						48		\$9,996.00		\$9,996.00		\$208.25				\$4.00					
				12/31/25				\$614.31								48		\$29,486.88		\$9,996.00		\$208.25				\$4.00		\$19,490.88			
																												19.75%			